

8 7 6 5 4 3 2 1



D

D

C

C

B

B

A

A

		E27N
CABLE ASM-CHASSIS GND EXT (BLK)		133566-12-011
CABLE ASM-CHASSIS BATTERY DISCONNECT SUPPLY (RED)		141415-32-028
CABLE ASM-COACH BATTERY DISCONNECT SUPPLY (YEL)		141416-52-024
CABLE ASM-COACH BATTERY GND (BLK)		133567-12-008
CABLE ASM-CHASSIS BATTERY DISCONNECT RETURN (PUR)		141415-12-028
CABLE ASM-GENERATOR (GRN)		141415-42-067
CABLE ASM-GENERATOR GND (BLK)		133566-12-008
LEVELING SYSTEM POWER CABLE (BLU)	60M	141415-29-015
LEVELING SYSTEM GND CABLE (BLK)	60M	133566-12-008
WIRE ASM-INVERTER	401	154845-02-027
CABLE ASM-STARTER (RED)		141416-32-010
CABLE ASM-COACH BATTERY FUSE		141416-52-003
CABLE ASM-CHASSIS BATTERY FUSE		141415-32-003

- 60M HYDRAULIC LEVEL JACKS-AUTO
- 401 INVERTER-DC/AC, 1000 WATT
- 265 CODES/STANDARDS-CSA/CMVSS
- 1B1 CODES/STANDARDS USA

1B1 265



DSNR:		ALL DIMENSIONS ARE IN MILLIMETERS		
DFFR:				
UNSPECIFIED TOLERANCES:		MATERIAL:		
WHOLE DIM (X)	3			
ONE-PLACE (X.X)	1.5			
TWO-PLACE (X.XX)	0.50			
ANGLE	1°			

FOR ELECTRICAL TORQUE SPECIFICATIONS SEE DWG NO. 128783-01-000

FOR ELECTRICAL CALLOUTS SEE DWG NO. 121339-01-000

REFER TO ES0018 FOR FASTENER TIGHTENING GUIDELINES	WEIGHT: (LBS)	FIRST USED:
		17 E27N

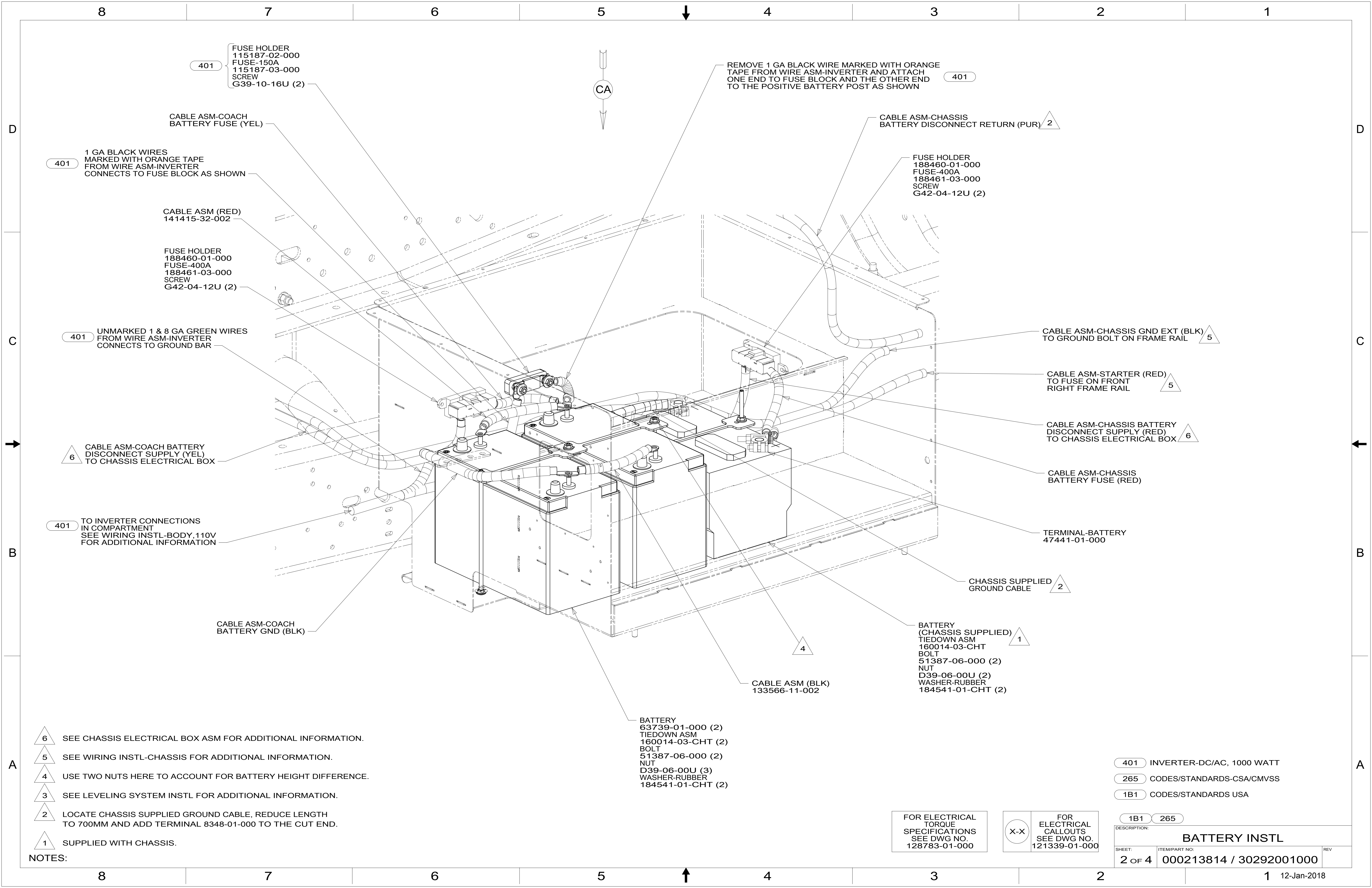
DESCRIPTION: **BATTERY INSTL**

SHEET:	ITEM/PART NO.:	REV:
1 OF 4	000213814 / 30292001000	

REF: 1 12-Jan-2018

8 7 6 5 4 3 2 1





401 FUSE HOLDER
115187-02-000
FUSE-150A
115187-03-000
SCREW
G39-10-16U (2)

REMOVE 1 GA BLACK WIRE MARKED WITH ORANGE TAPE FROM WIRE ASM-INVERTER AND ATTACH ONE END TO FUSE BLOCK AND THE OTHER END TO THE POSITIVE BATTERY POST AS SHOWN 401

CABLE ASM-COACH BATTERY FUSE (YEL)

CABLE ASM-CHASSIS BATTERY DISCONNECT RETURN (PUR) 2

401 1 GA BLACK WIRES MARKED WITH ORANGE TAPE FROM WIRE ASM-INVERTER CONNECTS TO FUSE BLOCK AS SHOWN

FUSE HOLDER
188460-01-000
FUSE-400A
188461-03-000
SCREW
G42-04-12U (2)

CABLE ASM (RED)
141415-32-002

FUSE HOLDER
188460-01-000
FUSE-400A
188461-03-000
SCREW
G42-04-12U (2)

401 UNMARKED 1 & 8 GA GREEN WIRES FROM WIRE ASM-INVERTER CONNECTS TO GROUND BAR

CABLE ASM-CHASSIS GND EXT (BLK) TO GROUND BOLT ON FRAME RAIL 5

6 CABLE ASM-COACH BATTERY DISCONNECT SUPPLY (YEL) TO CHASSIS ELECTRICAL BOX

CABLE ASM-STARTER (RED) TO FUSE ON FRONT RIGHT FRAME RAIL 5

CABLE ASM-CHASSIS BATTERY DISCONNECT SUPPLY (RED) TO CHASSIS ELECTRICAL BOX 6

401 TO INVERTER CONNECTIONS IN COMPARTMENT SEE WIRING INSTL-BODY, 110V FOR ADDITIONAL INFORMATION

CABLE ASM-CHASSIS BATTERY FUSE (RED)

TERMINAL-BATTERY
47441-01-000

CABLE ASM-COACH BATTERY GND (BLK)

CHASSIS SUPPLIED GROUND CABLE 2

1 BATTERY (CHASSIS SUPPLIED)
TIEDOWN ASM
160014-03-CHT
BOLT
51387-06-000 (2)
NUT
D39-06-00U (2)
WASHER-RUBBER
184541-01-CHT (2)

4 CABLE ASM (BLK)
133566-11-002

BATTERY
63739-01-000 (2)
TIEDOWN ASM
160014-03-CHT (2)
BOLT
51387-06-000 (2)
NUT
D39-06-00U (3)
WASHER-RUBBER
184541-01-CHT (2)

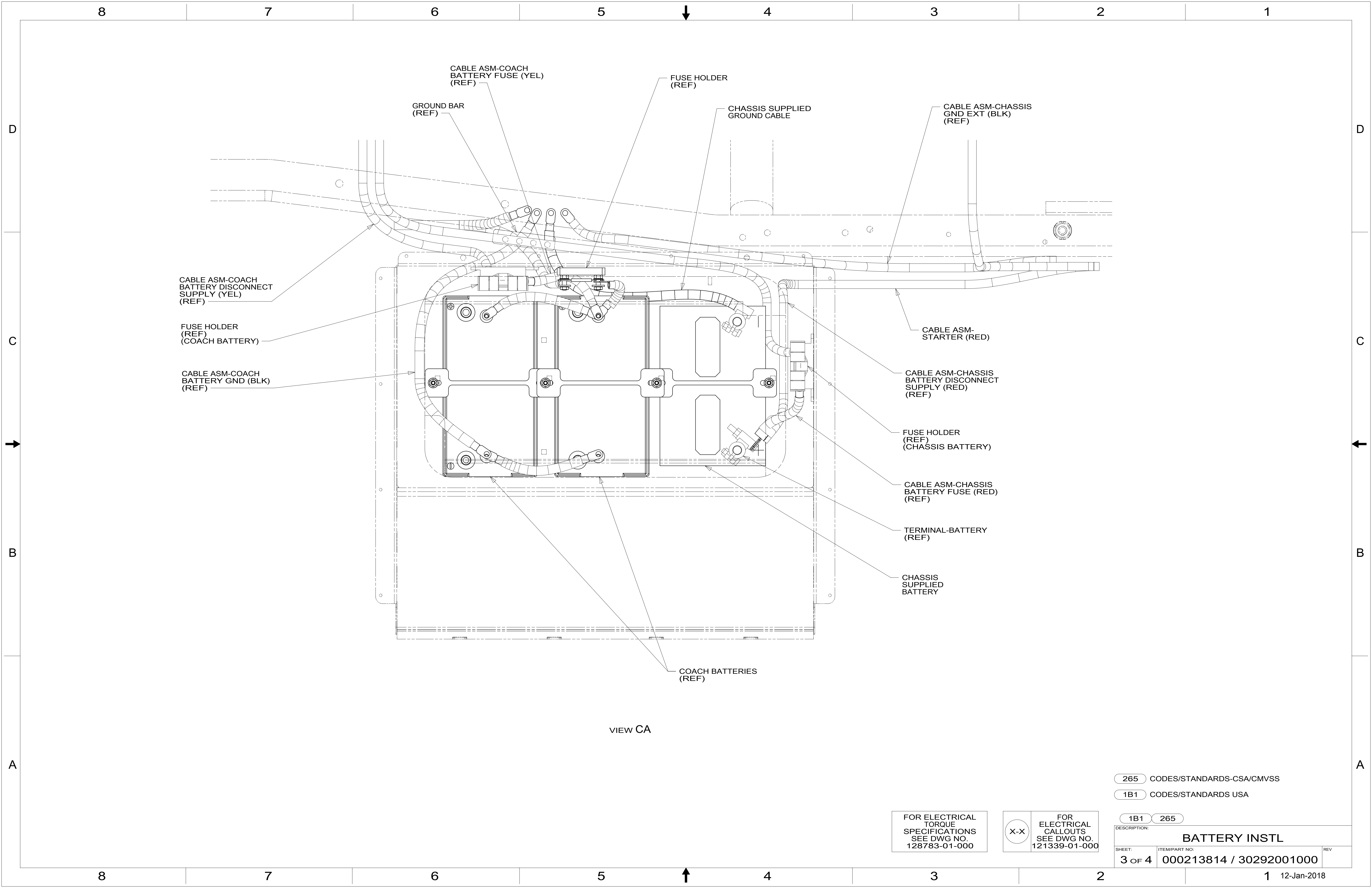
- NOTES:
- 6 SEE CHASSIS ELECTRICAL BOX ASM FOR ADDITIONAL INFORMATION.
 - 5 SEE WIRING INSTL-CHASSIS FOR ADDITIONAL INFORMATION.
 - 4 USE TWO NUTS HERE TO ACCOUNT FOR BATTERY HEIGHT DIFFERENCE.
 - 3 SEE LEVELING SYSTEM INSTL FOR ADDITIONAL INFORMATION.
 - 2 LOCATE CHASSIS SUPPLIED GROUND CABLE, REDUCE LENGTH TO 700MM AND ADD TERMINAL 8348-01-000 TO THE CUT END.
 - 1 SUPPLIED WITH CHASSIS.

- 401 INVERTER-DC/AC, 1000 WATT
- 265 CODES/STANDARDS-CSA/CMVSS
- 1B1 CODES/STANDARDS USA

FOR ELECTRICAL TORQUE SPECIFICATIONS SEE DWG NO. 128783-01-000

FOR ELECTRICAL CALLOUTS SEE DWG NO. 121339-01-000

DESCRIPTION:		1B1 265	
BATTERY INSTL			
SHEET:	ITEM/PART NO:	REV	
2 OF 4	000213814 / 30292001000		



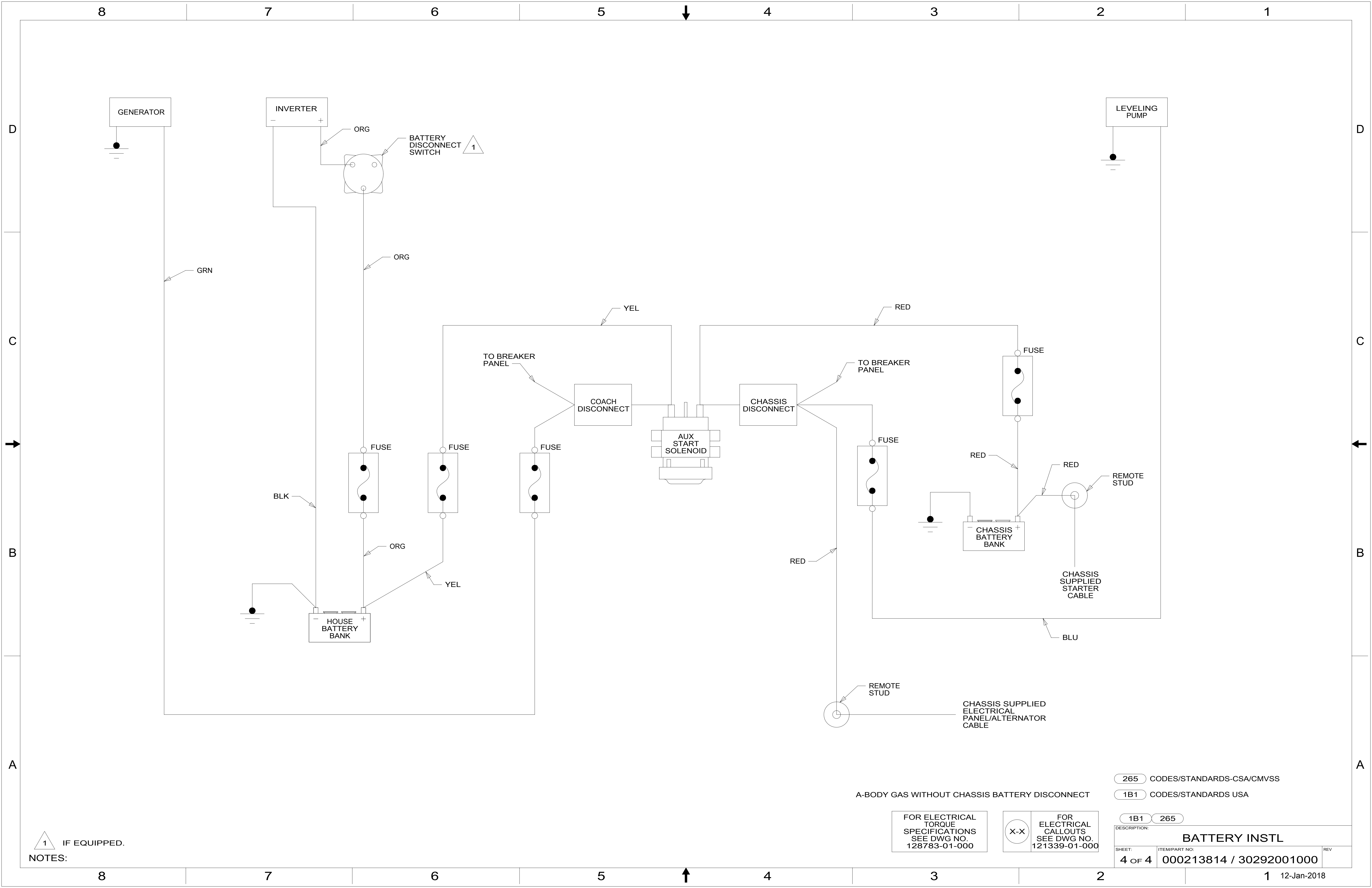
VIEW CA

265 CODES/STANDARDS-CSA/CMVSS
 1B1 CODES/STANDARDS USA

FOR ELECTRICAL TORQUE SPECIFICATIONS SEE DWG NO. 128783-01-000

FOR ELECTRICAL CALLOUTS SEE DWG NO. 121339-01-000

DESCRIPTION: BATTERY INSTL		
SHEET: 3 OF 4	ITEM/PART NO: 000213814 / 30292001000	REV



NOTES:
 1 IF EQUIPPED.

A-BODY GAS WITHOUT CHASSIS BATTERY DISCONNECT

FOR ELECTRICAL TORQUE SPECIFICATIONS SEE DWG NO. 128783-01-000

FOR ELECTRICAL CALLOUTS SEE DWG NO. 121339-01-000

- 265 CODES/STANDARDS-CSA/CMVSS
- 1B1 CODES/STANDARDS USA

DESCRIPTION:		1B1 265	
BATTERY INSTL			
SHEET:	ITEM/PART NO.:	REV:	
4 OF 4	000213814 / 30292001000		