

SWITCH-DRAIN PUMP  
108357-09-000  
ACTUATOR  
108356-01-CHT

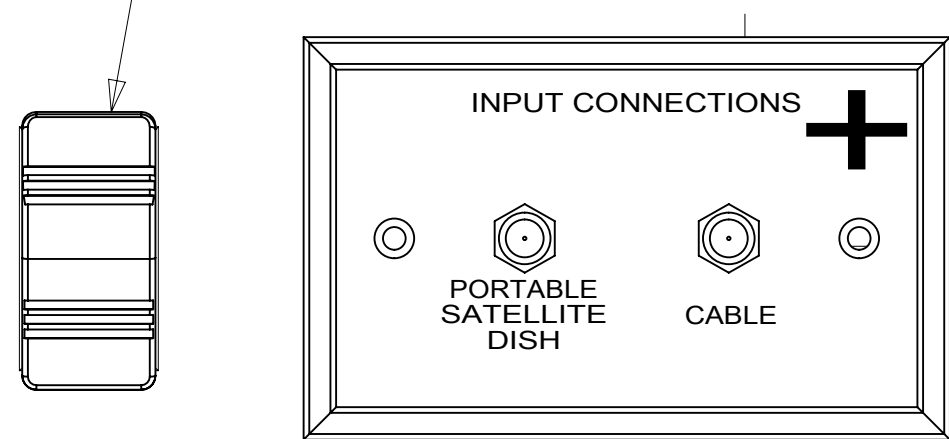
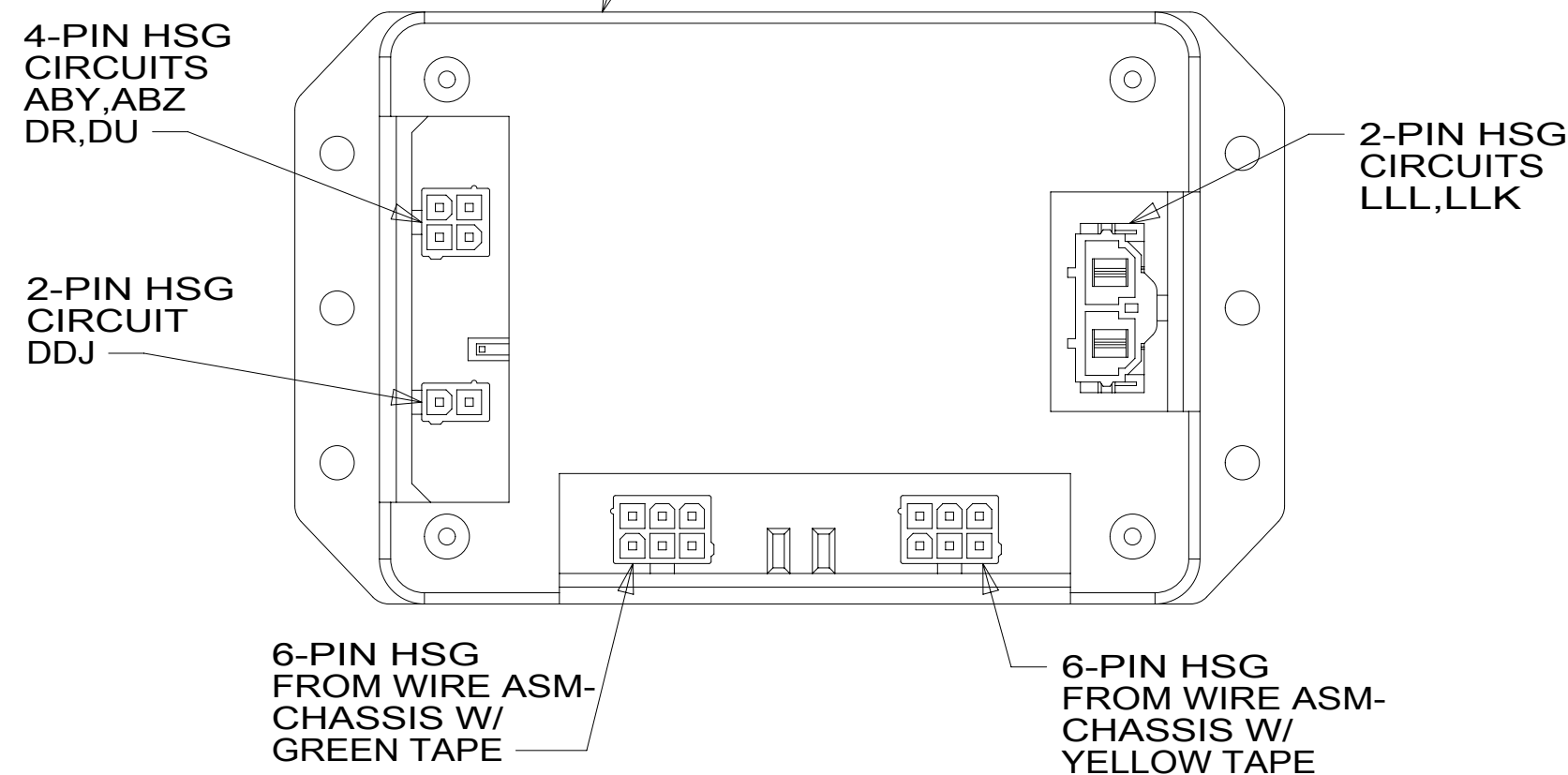


PLATE-WALL, DUAL COAX  
149557-03-CHT  
SCREW  
G39-08-08U (2)

VIEW AA

CONTROL-SLIDEOUT, IN-WALL  
FRONT LEFT  
189400-01-000  
SCREW  
G39-08-12U (6)



DETAIL AB

LIGHT-DOME, SGL. W/SWITCH  
00040266 / 319326-01-CHT (3)  
SCREW  
G11-08-16U (12)  
CONNECTOR  
031876-01-000 (6)

GROMMET  
023942-01-000

WIRE ASM-TANK,  
MAIN HOLDING  
151317-03-000

CONTROL-SLIDEOUT, IN-WALL  
REAR LEFT  
189400-01-000  
SCREW  
G39-08-12U (6)

4-PIN HSG  
CIRCUITS  
ABW, ABX,  
BBM, BBN

2-PIN HSG  
CIRCUIT  
DDJ

6-PIN HSG  
FROM WIRE ASM-  
CHASSIS W/  
PURPLE TAPE

6-PIN HSG  
FROM WIRE ASM-  
CHASSIS W/  
BLUE TAPE

DETAIL AC

COVER-ELECTRICAL  
194965-01-CHT (2)  
LABEL-SLIDEOUT  
098379-09-000 (2)  
SCREW  
G39-08-12U (8)

4 WIRE ASM-AUX  
HOLDING TANK  
151316-01-000

2 PIN HOUSING  
TO WIRE ASM-AUX  
HOLDING TANK

COAX (RED)  
TO CABLE INPUT  
COAX (GLD)  
TO PORTABLE  
SATELLITE  
DISH INPUT

TO COMPT LAMP

WIRE ASM-COACH  
000153157 / 325957-01-000

WIRE ASM-MAIN  
HOLDING TANK  
151317-01-000

2 PIN HOUSING  
TO WIRE ASM-MAIN  
HOLDING TANK

2 PIN HSG  
TO WATER PUMP

LIGHT-DOME, SGL. W/SWITCH  
00040266 / 319326-01-CHT (3)  
SCREW  
G11-08-16U (12)  
CONNECTOR  
031876-01-000 (6)

PANEL-RECEPTACLE  
151376-01-CHT  
SCREW  
G67-10-12U (4) 1DF  
PANEL-RECEPTACLE  
151376-02-CHT  
LABEL-COAX  
157486-01-CHT  
ADAPTOR  
082132-01-000 299  
NUT  
082136-01-000  
SCREW  
G67-10-12U (4)

GROMMET  
023942-02-000 (2)

- 299 ENTERTAINMENT CENTER EXT. W/O
- 1DF EXT TV ENTERTAINMENT CENTER
- 265 CODES/STANDARDS-CSA/CMVSS
- 1B1 CODES/STANDARDS USA

1B1 265



DSNR:		ALL DIMENSIONS ARE IN MILLIMETERS	
DFFR:		MATERIAL:	
UNSPECIFIED TOLERANCES:			
WHOLE DIM (X)	: 3		
ONE-PLACE (X.X)	: 1.5		
TWO-PLACE (X.XX)	: 0.50		
ANGLE	: 1°		
REFER TO ES0018 FOR FASTENER TIGHTENING GUIDELINES		WEIGHT: (LBS)	FIRST USED:
			18 E27PE
DESCRIPTION: <b>WIRING INSTL-BODY, 12V</b>			
SHEET:	ITEM/PART NO.:	REV:	
1 OF 6	000152863 / 32592901000		

FOR ELECTRICAL TORQUE SPECIFICATIONS SEE DWG NO. 128783-01-000

FOR ELECTRICAL CALLOUTS SEE DWG NO. 121339-01-000

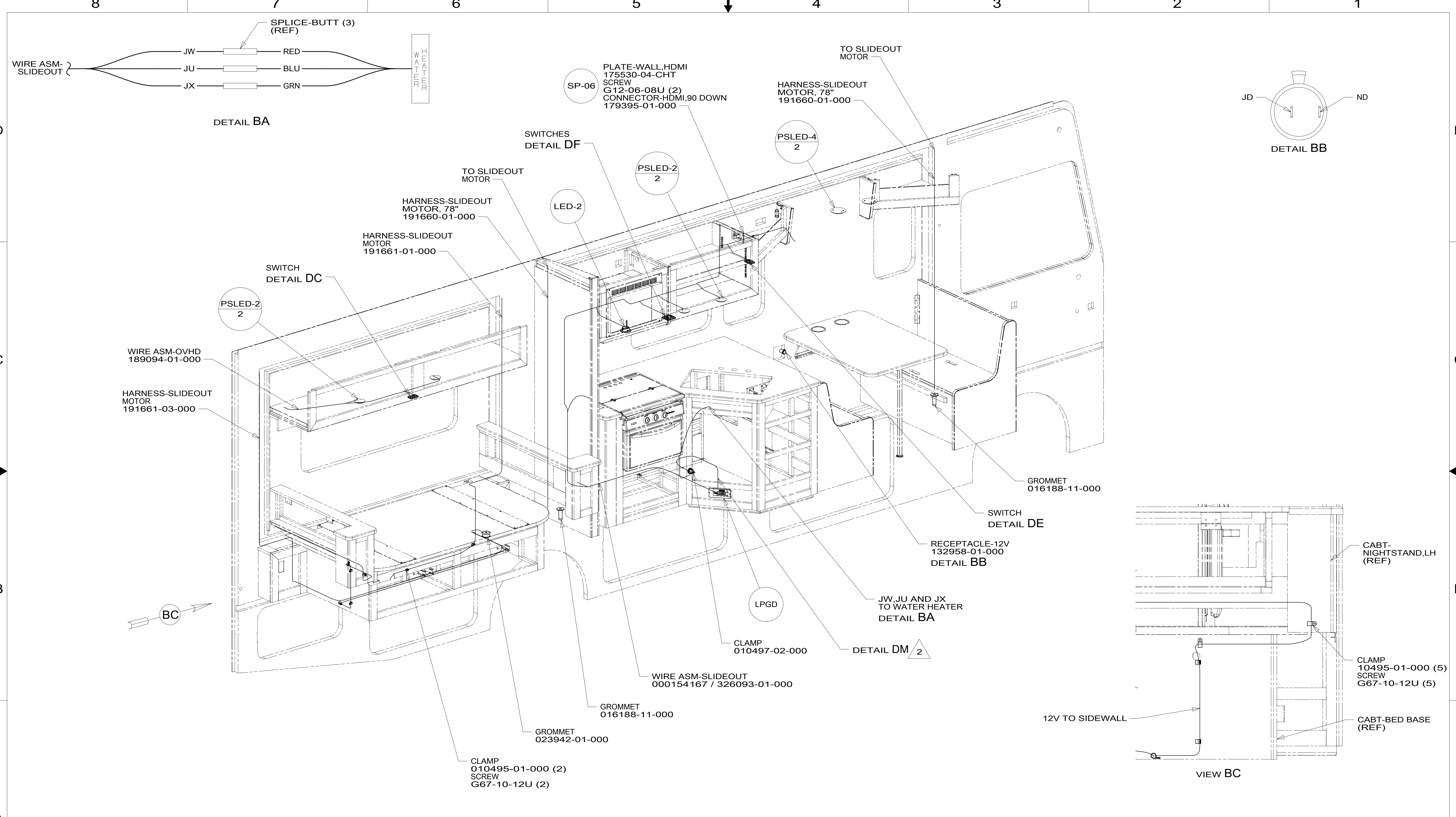
4 PLACE CROSS LOCATOR ON SENSORS OVER DIMPLES ON TANK.

3 WIRE PASSES THROUGH FLOOR IN THIS AREA.

2. ROUTE TANK SENSOR WIRES SO THEY DO NOT PASS OVER SENSORS. USE WIRE TIE MOUNT 155366-01-000 AND WIRE TIE 8343-01-000 AS NEEDED. TANK SURFACE MUST BE CLEANED USING ISOPROPYL ALCOHOL AND PRIMED WITH PRIMER 94.

1. AT MINIMUM ALL WIRES TO BE SUPPORTED AND SECURED PER CODE REQUIREMENTS. USE CLAMP 10495 OR 10497 OR WIRE TIE 8343 OR 108046 AND SCREW G67-XX-XXX OR G56-XX-XXX AS APPROPRIATE FOR INSTALLATION.

NOTES:



2 WIRE PASSES THROUGH FLOOR IN THIS AREA.

1. AT MINIMUM ALL WIRES TO BE SUPPORTED AND SECURED PER CODE REQUIREMENTS. USE CLAMP 10495 OR 10497 OR WIRE TIE 8343 OR 108046 AND SCREW G67-XX-XXX OR G56-XX-XXX AS APPROPRIATE FOR INSTALLATION.

NOTES:

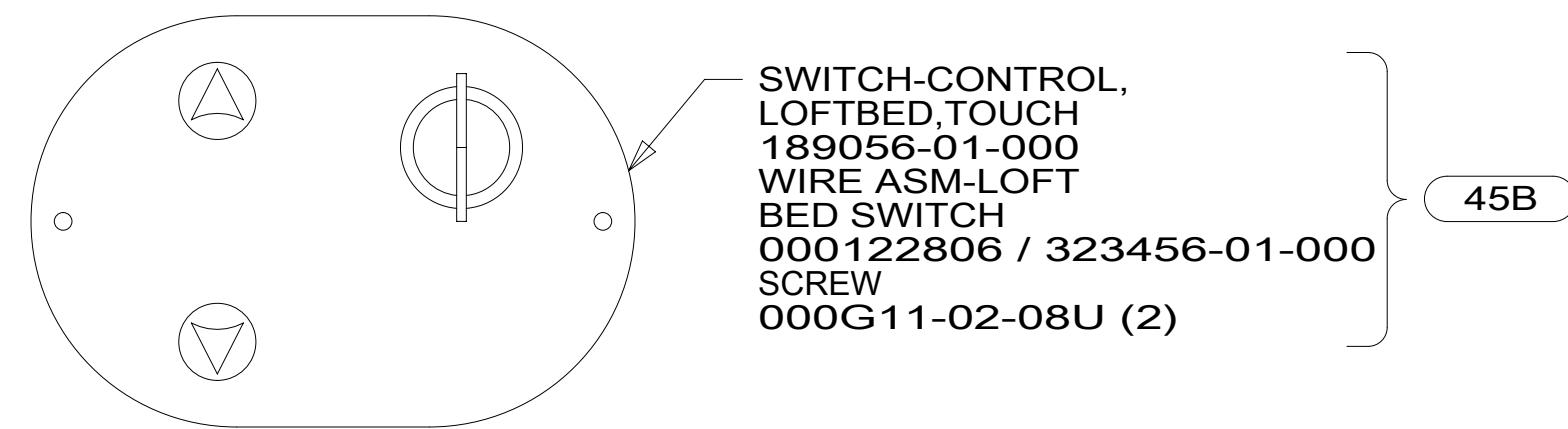
265 CODES/STANDARDS-CSA/CMVSS  
 1B1 CODES/STANDARDS USA

FOR ELECTRICAL TORQUE SPECIFICATIONS SEE DWG NO. 128783-01-000

FOR ELECTRICAL CALLOUTS SEE DWG NO. 121339-01-000

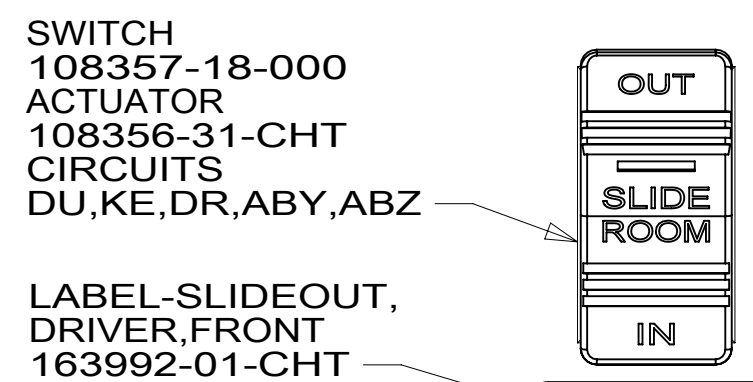
DESCRIPTION:		1B1	265
<b>WIRING INSTL-BODY, 12V</b>			
SHEET:	ITEM/PART NO.:	REV	
2 OF 6	000152863 / 32592901000		



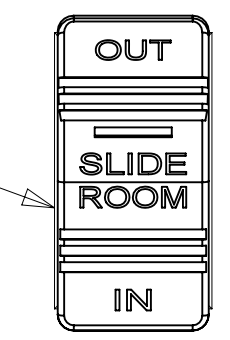


SWITCH-CONTROL,  
LOFTBED,TOUCH  
189056-01-000  
WIRE ASM-LOFT  
BED SWITCH  
000122806 / 323456-01-000  
SCREW  
000G11-02-08U (2)

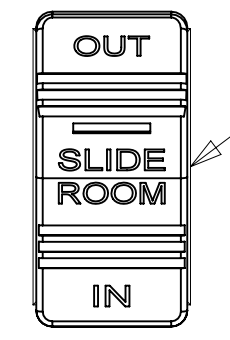
45B



SWITCH  
108357-18-000  
ACTUATOR  
108356-31-CHT  
CIRCUITS  
DU,KE,DR,ABY,ABZ



DRIVER'S  
SIDE FRONT

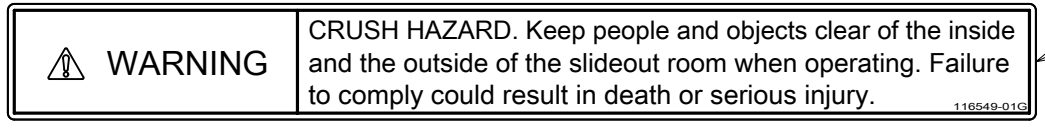


DRIVER'S  
SIDE REAR

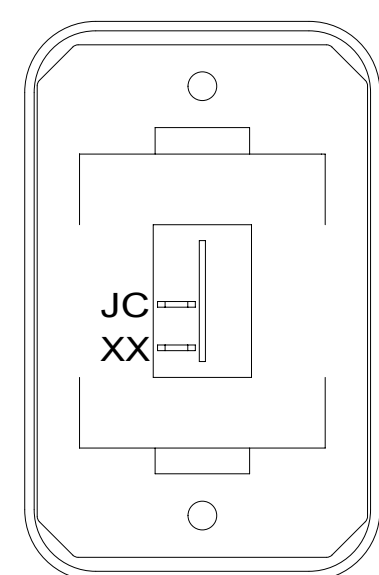
SWITCH  
108357-18-000  
ACTUATOR  
108356-31-CHT  
CIRCUITS  
BBM,KE,BBN,ABW,ABX

LABEL-SLIDEOUT,  
DRIVER,REAR  
163992-02-CHT

LABEL-WARNING,  
SLIDEOUT  
116549-01-000

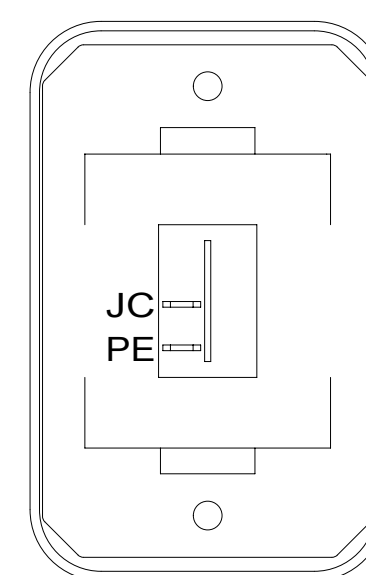


DETAIL DA



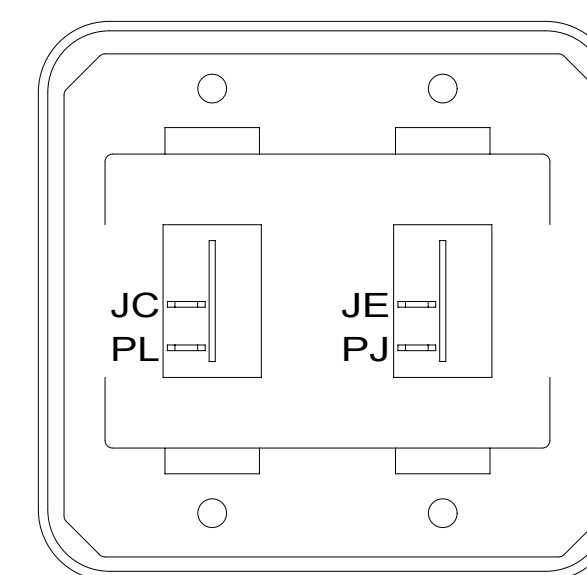
DETAIL DC

SWITCH-ROCKER  
135740-01-CHT  
SWITCH-BASE  
135741-01-CHT  
SWITCH-BEZEL  
135742-01-CHT  
SCREW  
G11-08-08U (2)



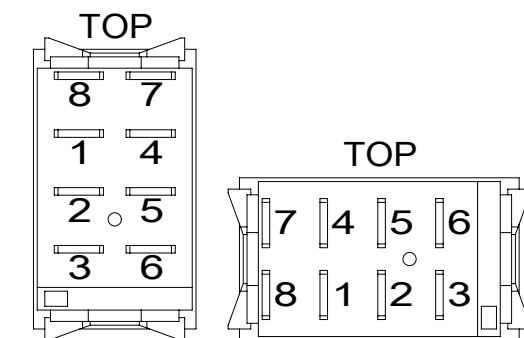
DETAIL DG

SWITCH-ROCKER  
135740-01-CHT  
SWITCH-BASE  
135741-01-CHT  
SWITCH-BEZEL  
135742-01-CHT  
SCREW  
G11-08-08U (2)

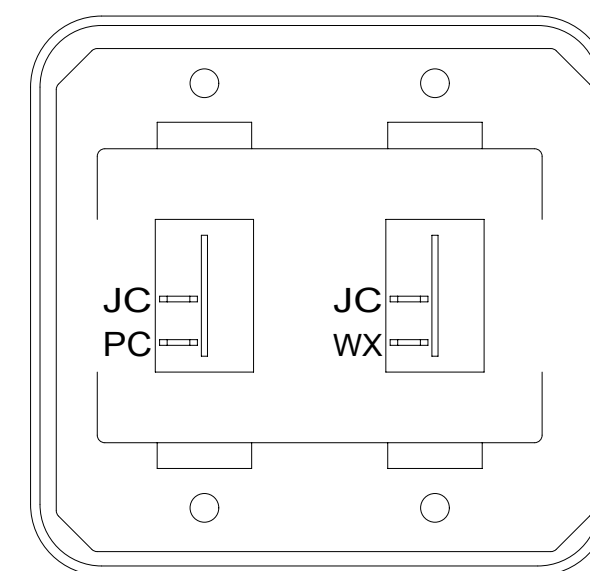


DETAIL DL

SWITCH-ROCKER  
135740-01-CHT (2)  
SWITCH-BASE  
135741-02-CHT  
SWITCH-BEZEL  
135742-02-CHT  
SCREW  
G11-08-08U (4)

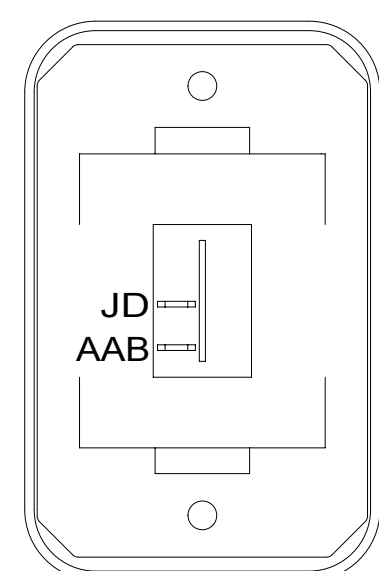


DETAIL DD



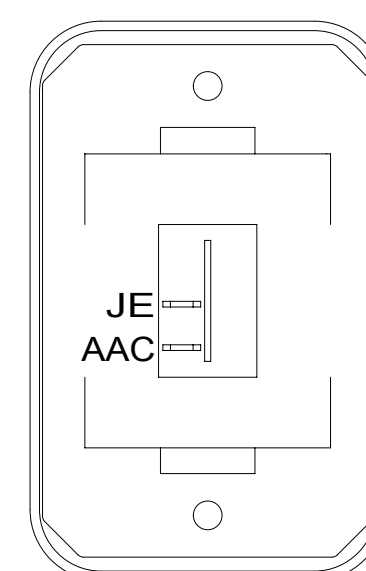
DETAIL DH

SWITCH-ROCKER  
135740-01-CHT (2)  
SWITCH-BASE  
135741-02-CHT  
SWITCH-BEZEL  
135742-02-CHT  
SCREW  
G11-08-08U (4)



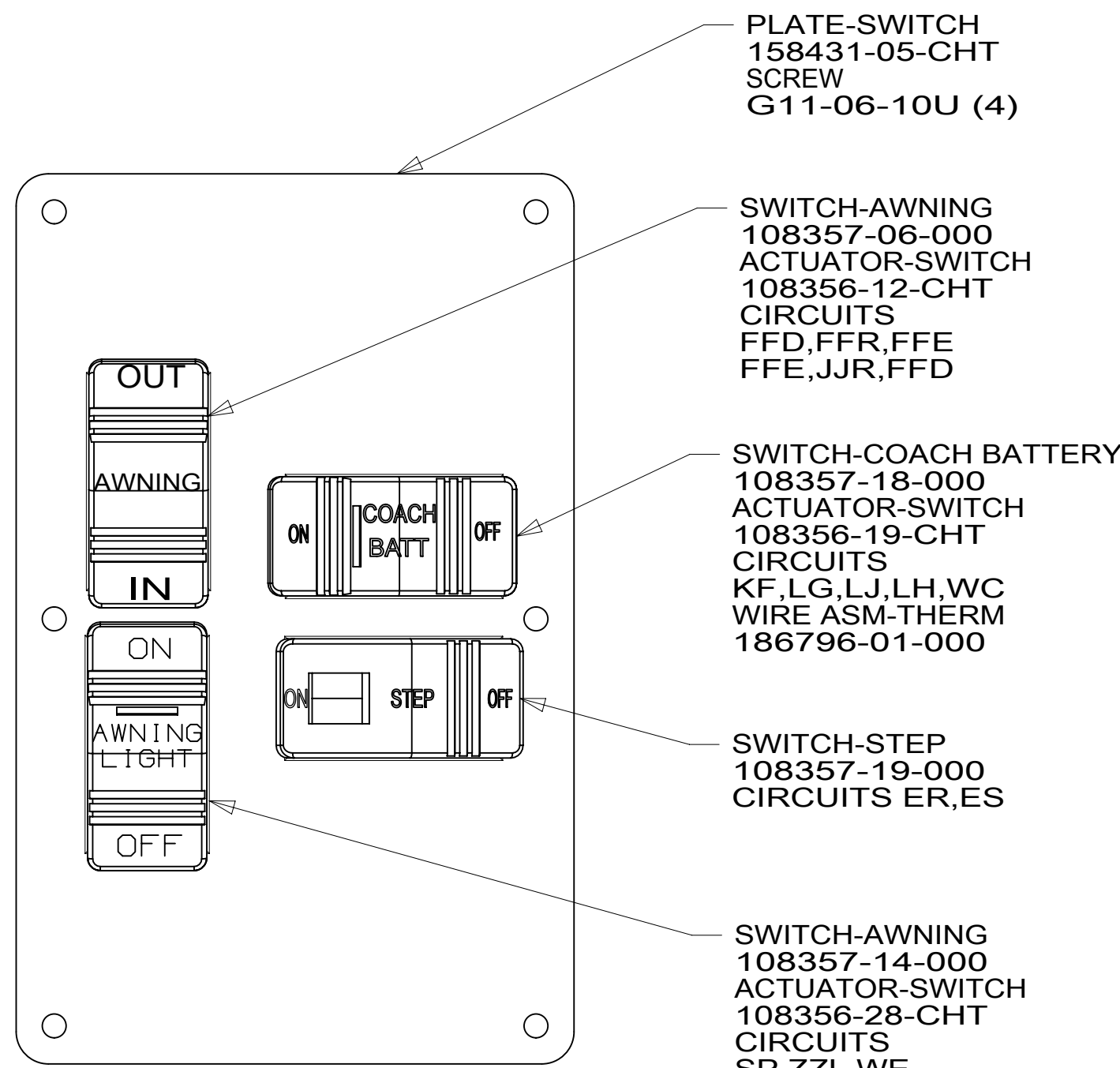
DETAIL DE

SWITCH-ROCKER  
135740-01-CHT  
SWITCH-BASE  
135741-01-CHT  
SWITCH-BEZEL  
135742-01-CHT  
SCREW  
G11-08-08U (2)



DETAIL DJ

SWITCH-ROCKER  
135740-02-CHT  
SWITCH-BASE  
135741-01-CHT  
SWITCH-BEZEL  
135742-01-CHT  
SCREW  
G11-08-08U (2)



DETAIL DB 1

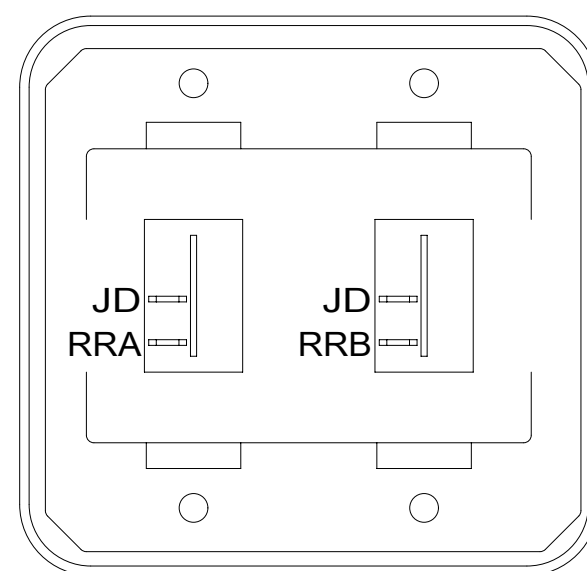
PLATE-SWITCH  
158431-05-CHT  
SCREW  
G11-06-10U (4)

SWITCH-AWNING  
108357-06-000  
ACTUATOR-SWITCH  
108356-12-CHT  
CIRCUITS  
FFD,FFR,FFE  
FFE,JJR,FFD

SWITCH-COACH BATTERY  
108357-18-000  
ACTUATOR-SWITCH  
108356-19-CHT  
CIRCUITS  
KF,LG,LJ,LH,WC  
WIRE ASM-THERM  
186796-01-000

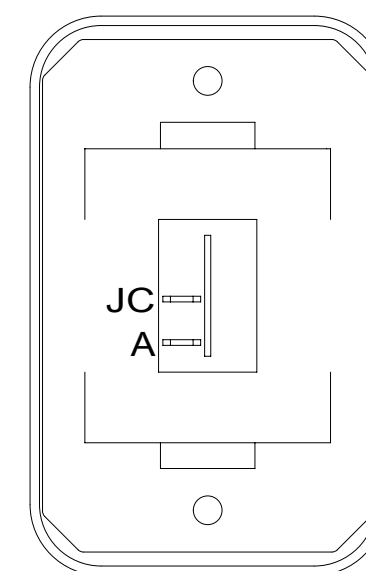
SWITCH-STEP  
108357-19-000  
CIRCUITS ER,ES

SWITCH-AWNING  
108357-14-000  
ACTUATOR-SWITCH  
108356-28-CHT  
CIRCUITS  
SP,ZZL,WE



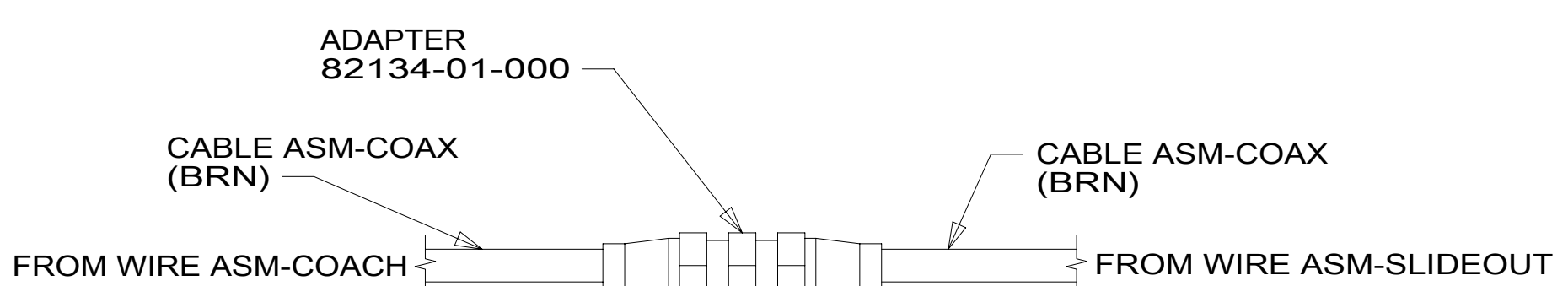
DETAIL DF

SWITCH-ROCKER  
135740-01-CHT (2)  
SWITCH-BASE  
135741-02-CHT  
SWITCH-BEZEL  
135742-02-CHT  
SCREW  
G11-08-08U (4)



DETAIL DK

SWITCH-ROCKER  
135740-01-CHT  
SWITCH-BASE  
135741-01-CHT  
SWITCH-BEZEL  
135742-01-CHT  
SCREW  
G11-08-08U (2)



DETAIL DM

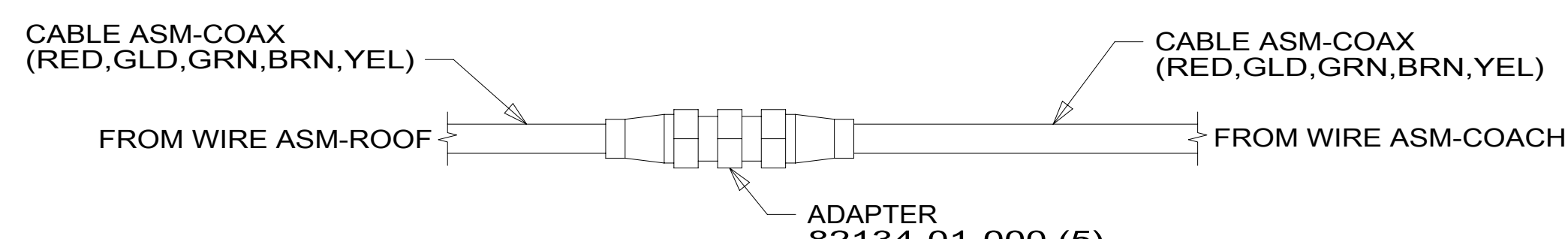
ADAPTER  
82134-01-000

CABLE ASM-COAX  
(BRN)

CABLE ASM-COAX  
(BRN)

FROM WIRE ASM-COACH

FROM WIRE ASM-SLIDEOUT



DETAIL DN

CABLE ASM-COAX  
(RED,GLD,GRN,BRN,YEL)

CABLE ASM-COAX  
(RED,GLD,GRN,BRN,YEL)

FROM WIRE ASM-ROOF

FROM WIRE ASM-COACH

ADAPTER  
82134-01-000 (5)

NOTES:  
1 FOR SWITCH ORIENTATION SEE DETAIL DD.

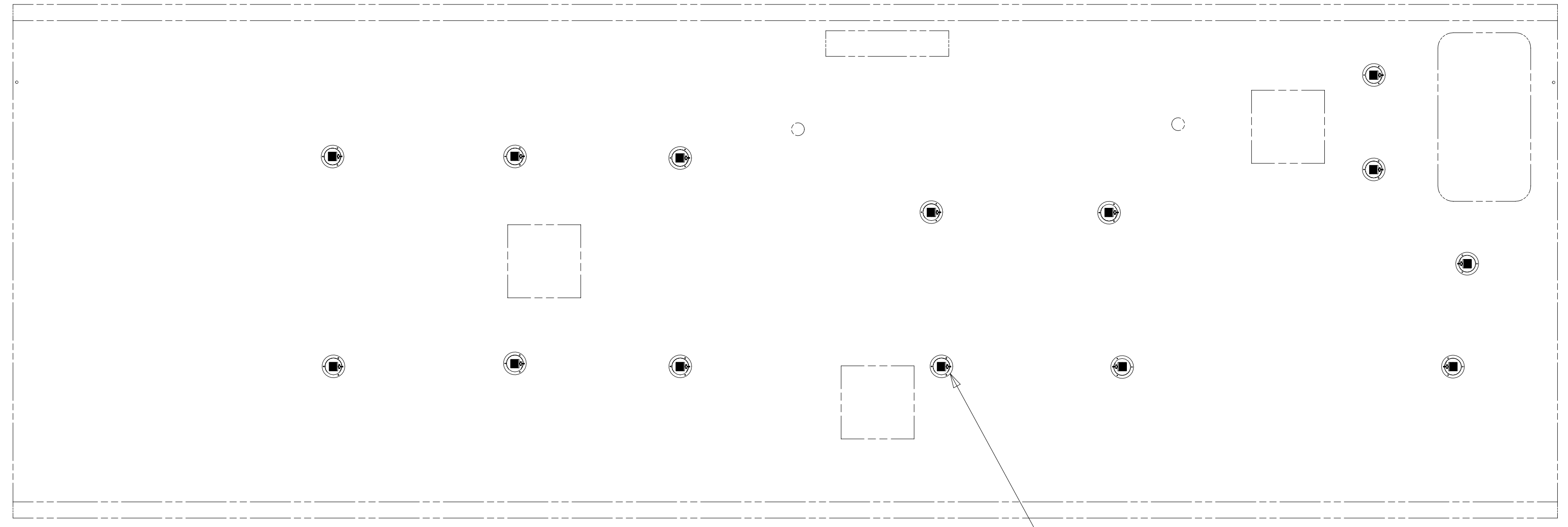
FOR ELECTRICAL  
TORQUE  
SPECIFICATIONS  
SEE DWG NO.  
128783-01-000

FOR ELECTRICAL  
CALLOUTS  
SEE DWG NO.  
121339-01-000

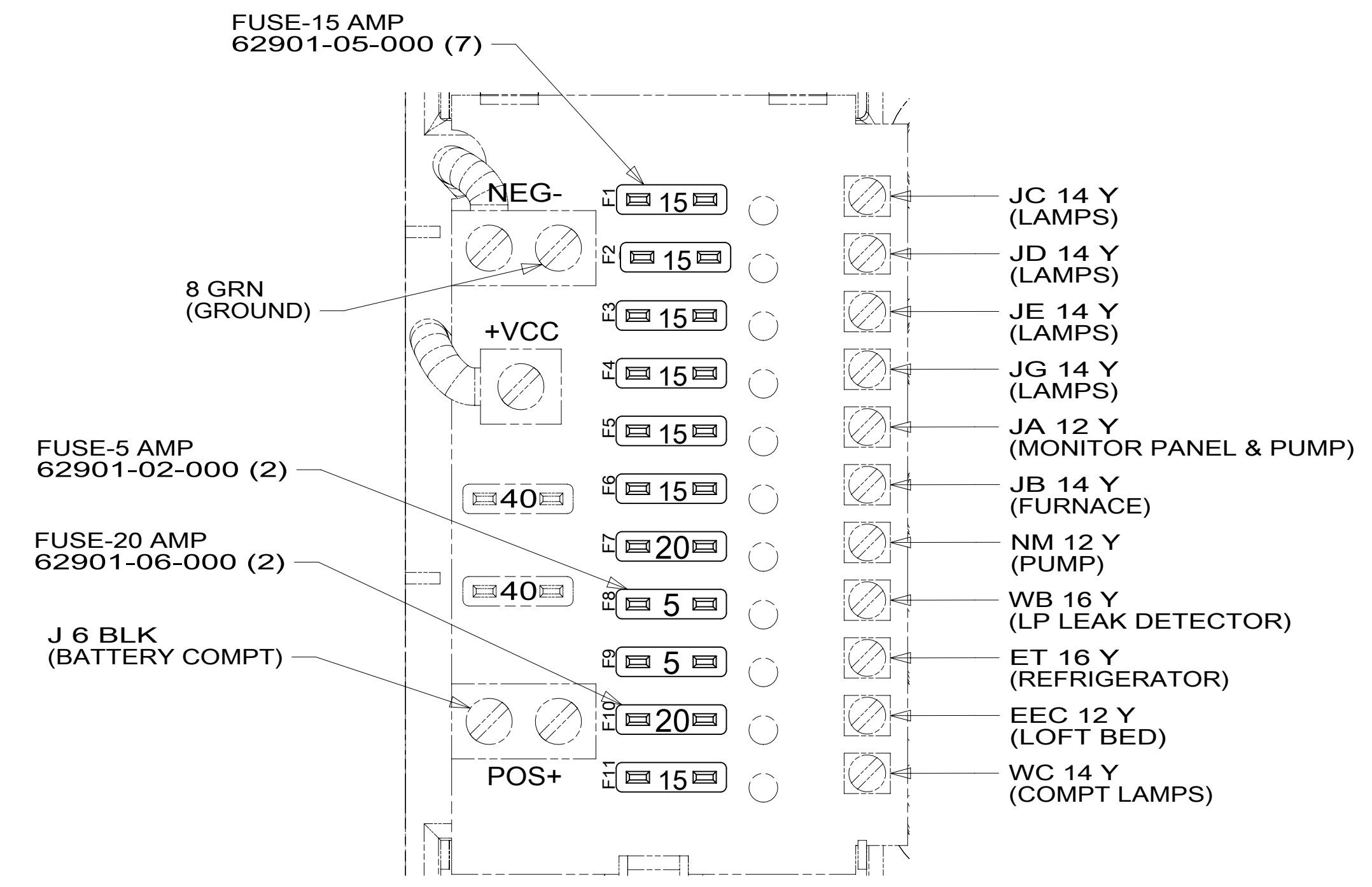
- 45B LOFT BED
- 299 ENTERTAINMENT CENTER EXT.W/O
- 1DF EXT TV ENTERTAINMENT CENTER
- 265 CODES/STANDARDS-CSA/CMVSS
- 1B1 CODES/STANDARDS USA

DESCRIPTION: <b>WIRING INSTL-BODY, 12V</b>		
SHEET: 4 OF 6	ITEM/PART NO: 000152863 / 32592901000	REV

8 7 6 5 4 3 2 1



PRLED-4  
14



VIEW EA

265 CODES/STANDARDS-CSA/CMVSS  
 1B1 CODES/STANDARDS USA

FOR ELECTRICAL  
 TORQUE  
 SPECIFICATIONS  
 SEE DWG NO.  
 128783-01-000

FOR  
 ELECTRICAL  
 CALLOUTS  
 SEE DWG NO.  
 121339-01-000

DESCRIPTION:	
1B1 265	
WIRING INSTL-BODY, 12V	
SHEET:	ITEM/PART NO:
5 OF 6	000152863 / 32592901000
REV	

8

7

6

5

4

3

2

1



D

D

C

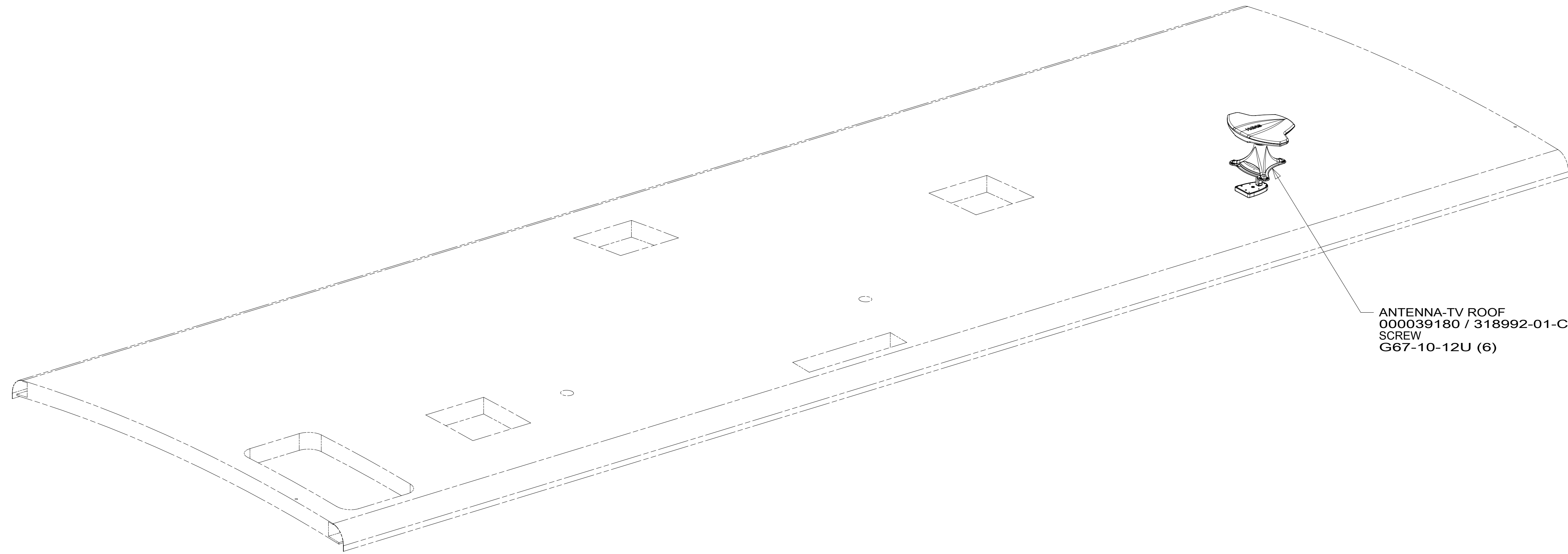
C

B

B

A

A

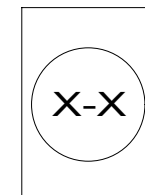


ANTENNA-TV ROOF  
 000039180 / 318992-01-CHT  
 SCREW  
 G67-10-12U (6) 1

1 SEE ANTENNA INSTALLATION MANUAL FOR CORRECT  
 INSTALLATION PROCEDURE.

NOTES:

FOR ELECTRICAL  
 TORQUE  
 SPECIFICATIONS  
 SEE DWG NO.  
 128783-01-000



FOR  
 ELECTRICAL  
 CALLOUTS  
 SEE DWG NO.  
 121339-01-000

265 CODES/STANDARDS-CSA/CMVSS

1B1 CODES/STANDARDS USA

1B1 265

DESCRIPTION:  
**WIRING INSTL-BODY, 12V**

SHEET: <b>6 OF 6</b>	ITEM/PART NO.: <b>000152863 / 32592901000</b>	REV
-------------------------	--	-----

8

7

6

5

4

3

2

1



1 12-Jan-2018