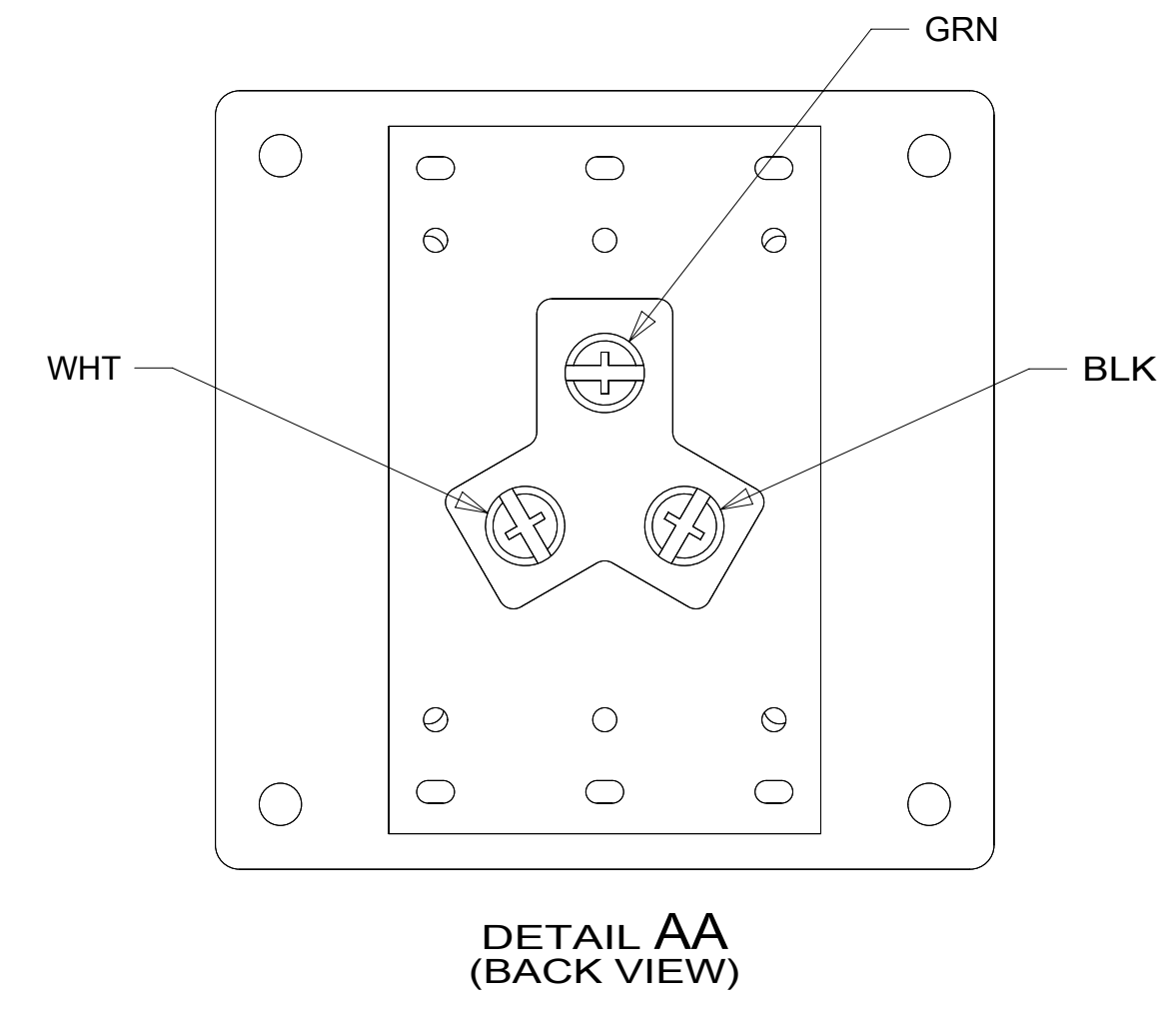
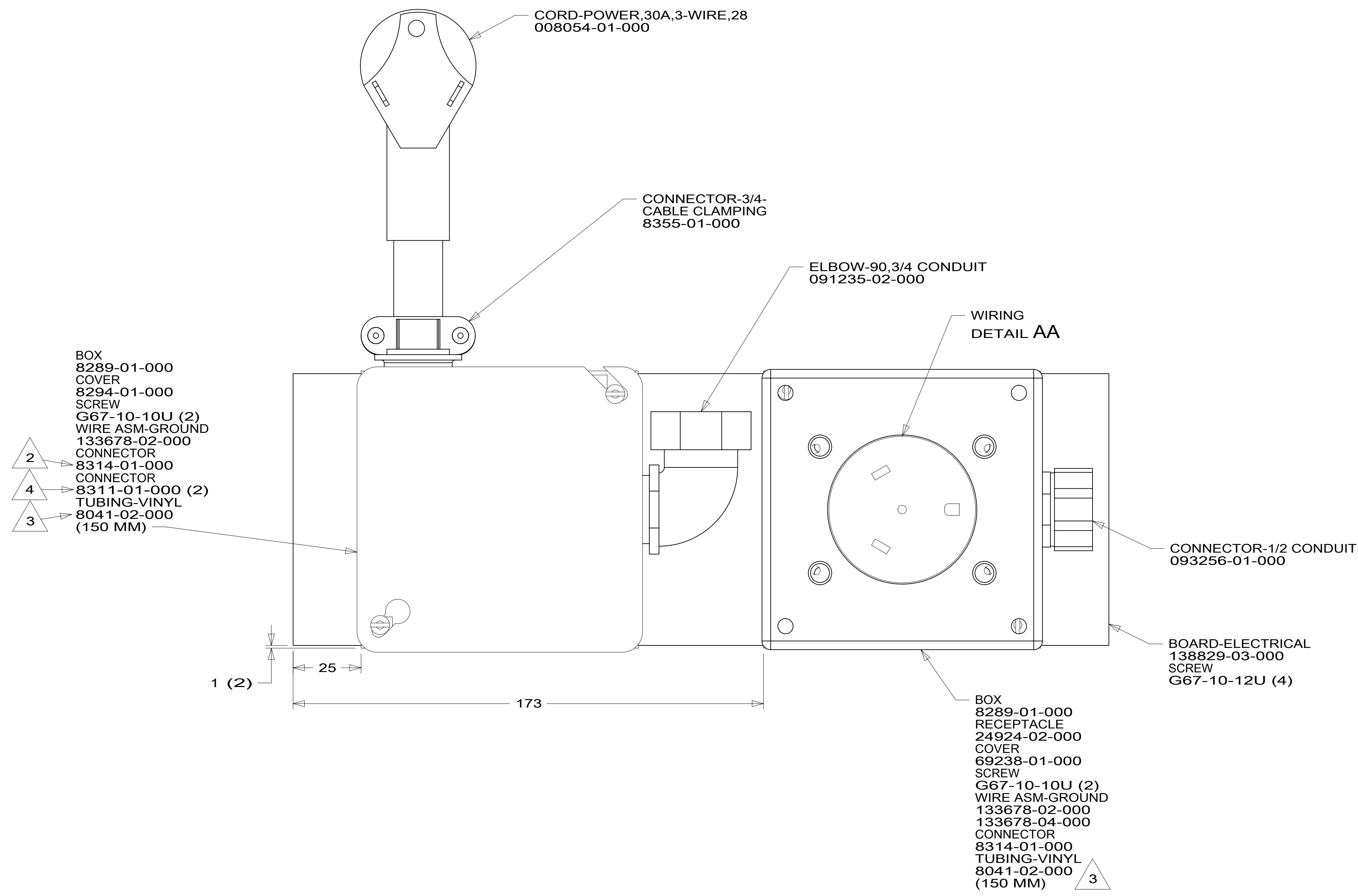


8 7 6 5 4 3 2 1

D
C
B
A




- 4 CONNECT BLK TO BLK, WHT TO WHT.
- 3 APPLY TUBING TO BARE GROUND WIRES.
- 2 CONNECT GRNDS TO GRNDS.
1. ALL GROUND WIRES TO BE COVERED WITH TUBING 8041-02-000.

NOTES:

FOR ELECTRICAL
TORQUE
SPECIFICATIONS
SEE DWG NO.
128783-01-000

FOR ELECTRICAL
CALLOUTS
SEE DWG NO.
121339-01-000

- 265 CODES/STANDARDS-CSA/CMVSS
- 1B1 CODES/STANDARDS USA
- 1B1 265



DSNR:		ALL DIMENSIONS ARE IN MILLIMETERS	
DIFFR:		MATERIAL:	
UNSPECIFIED TOLERANCES:			
WHOLE DIM (X)	± 3		
ONE-PLACE (X.X)	± 1.5		
TWO-PLACE (X.XX)	± 0.50		
ANGLE	± 1°		
REFER TO ES0018 FOR FASTENER TIGHTENING GUIDELINES		WEIGHT: (LBS)	FIRST USED: 18 E32YE
DESCRIPTION: POWER CORD BOX ASM			
SHEET: 1 OF 1	ITEM/PART NO: 000140643 / 32582601000	REV	
REF:		1 11-Oct-2018	

8 7 6 5 4 3 2 1