

8 7 6 5 4 3 2 1

D

C

B

A

D

C

B

A

BB

BA

LEXT-1
SEAL

LAMP-MARKER,W AMBER LENS,BLK
193802-03-000
SCREW
000G11-08-12U (2)

LAMP-MARKER,W RED LENS,BLK
193802-04-000
SCREW
000G39-08-12U (2)


LAMP-MARKER,W AMBER LENS,BLK
193802-03-000
SCREW
G11-08-12U (2)

LAMP-MARKER,W RED LENS,BLK
193802-04-000
SCREW
000G39-08-12U (2)

LAMP-MARKER,W AMBER LENS,BLK
193802-03-000
SCREW
G11-08-12U (2)

LAMP-MARKER,W AMBER LENS,BLK
193802-03-000
SCREW
G11-08-12U (2)

- 265 CODES/STANDARDS-CSA/CMVSS
- 1B1 CODES/STANDARDS-USA
- 1B1 265



DSNR:		ALL DIMENSIONS ARE IN MILLIMETERS	
DFFR:		MATERIAL:	
UNSPECIFIED TOLERANCES:			
WHOLE DIM (X)	: 3		
ONE-PLACE (X.X)	: 1.5		
TWO-PLACE (X.XX)	: 0.50		
ANGLE	: 1°		
REFER TO ES0018 FOR FASTENER TIGHTENING GUIDELINES		WEIGHT: (LBS)	FIRST USED:
			18 E35F

FOR ELECTRICAL TORQUE SPECIFICATIONS SEE DWG NO. 128783-01-000

FOR ELECTRICAL CALLOUTS SEE DWG NO. 121339-01-000

DESCRIPTION:
WIRING INSTL-EXTERIOR LAMPS

SHEET: 1 OF 2 ITEM/PART NO.: 000128431 / 32496401000 REF:

8 7 6 5 4 3 2 1

1 29-Jan-2018

D

D

C

C

B

B

A

A

LAMP ASM-CLEARANCE
187864-01-000 (5)

WIRE ASM-CLEARANCE LAMPS
126486-05-000

2-PIN HOUSING
CONNECTS BACKWALL
TO CLEARANCE LAMPS

WIRE ASM-CLEARANCE LAMPS
126486-04-000

LAMP ASM-CLEARANCE, RED
138996-02-000 (5)
BRACKET-LAMP,CLEARANCE
138996-03-000 (5)
SCREW
G39-08-16U (10)

LAMP ASM-BRAKE
136916-01-000
SCREW
000G11-08-20T (2)
CONNECTOR
058028-01-000 (2)
BLK/WHT TO YEL
BLK TO WHT

2
LAMP ASM-STOP/TURN/
TAIL/BACKUP
183787-01-CHT (2)
SCREW
000G11-07-12U (12)
SEALER-TAPE
069640-21-000 (3,4)

HEADLAMP ASM-LOW 90MM
146527-01-000
NUT
000D27-08-00U (4)
WASHER
000E13-08-00U (4)
(CIRCUITS; BBX, DDM)

2 PIN HOUSING
TO WIRE ASM-
IP, MAIN

SEE DETAIL BC

94 (2)

553 (2)

SEE DETAIL BD

HEADLAMP ASM-HIGH 90MM
146527-02-000
NUT
000D27-08-00U (4)
WASHER
000E13-08-00U (4)
(CIRCUITS; NB, DDM)

CHASSIS HOUSING
TO CHASSIS HEADLAMP
CONNECTOR

BRACKET-LICENSE
066432-03-000
SCREW
000G67-10-129 (2)
WASHER
000E13-08-00U (4)
LIGHT-LICENSE
066432-02-000
SCREW
000G39-08-12T (EXT) (2)
CONNECTOR
058028-01-000 (2)

6-PIN HOUSING
TO WIRE ASM-CHASSIS
(FORD CHASSIS)

CONNECTOR-TRAILER
157593-01-000
SCREW
101618-01-000 (4)

WIRE ASM-CHASSIS
TO TRAILER CONNECTOR

8-PIN HOUSING
TO WIRE ASM-CHASSIS
(WORKHORSE CHASSIS)

WIRE ASM-HEADLAMP
000128184 / 324909-01-000

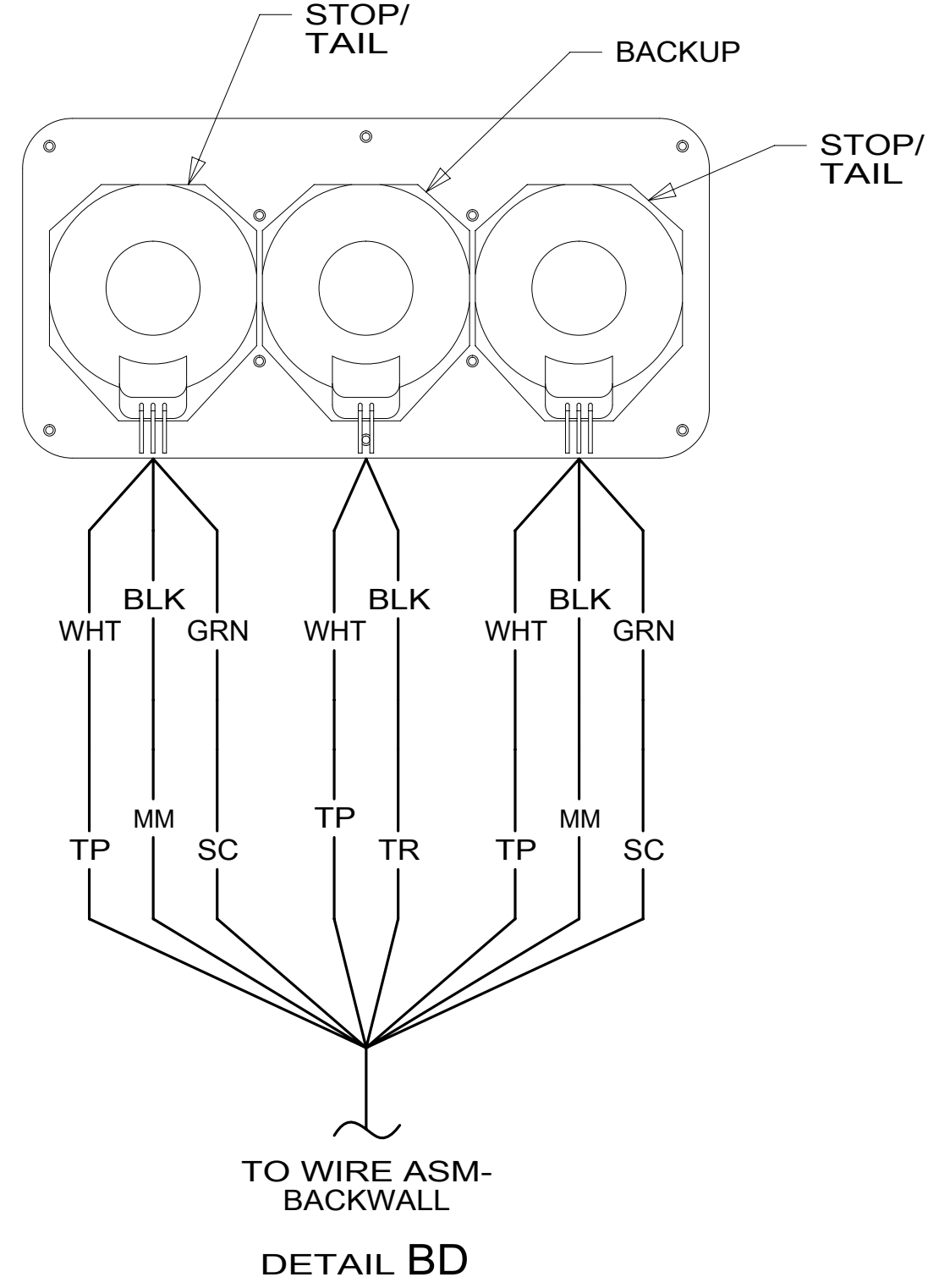
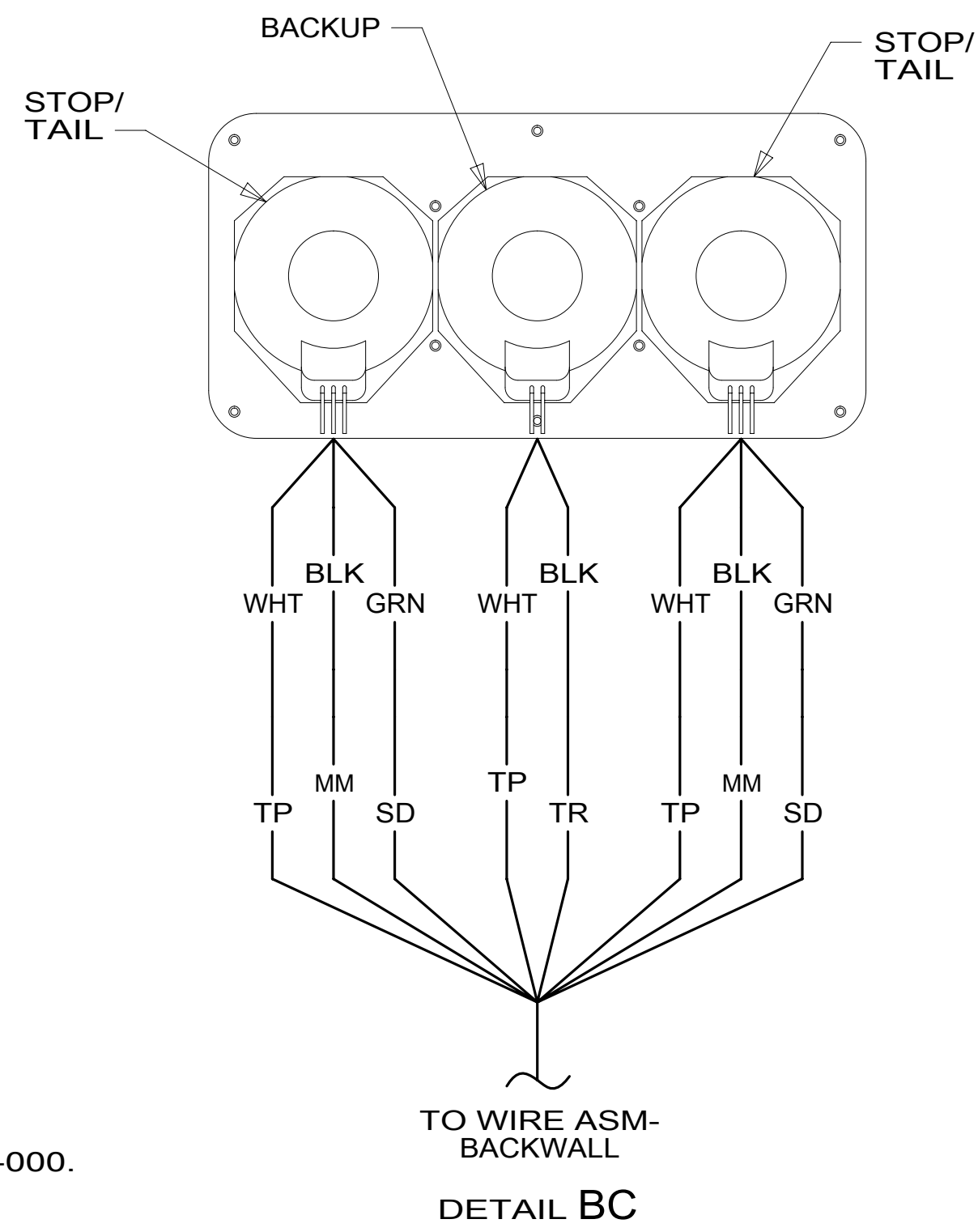
VIEW BA

VIEW BB

HEADLAMP ASM-LOW 90MM
146527-01-000
NUT
000D27-08-00U (4)
WASHER
000E13-08-00U (4)
(CIRCUITS; BBW, DDL)

HEADLAMP ASM-LOW 90MM
146527-02-000
NUT
000D27-08-00U (4)
WASHER
000E13-08-00U (4)
(CIRCUITS; NB, DDL)

LAMP ASM-PARK/TURN,CLEAR
146560-01-000 (2)
BULB
112708-02-000 (2)
NUT
139130-01-CHT (6)



2 TAIL LAMP TO BE INSTALLED WITH WIRES DOWN.

1. GATHER ALL EXCESS WIRE AFTER MAKING ALL CONNECTIONS AND BUNDLE AND SECURE WITH TIE-WIRE 008343-01-000 OR 093147-01-000.

NOTES:

FOR ELECTRICAL TORQUE SPECIFICATIONS SEE DWG NO. 128783-01-000

FOR ELECTRICAL CALLOUTS SEE DWG NO. 121339-01-000

265 CODES/STANDARDS-CSA/CMVSS
1B1 CODES/STANDARDS USA

DESCRIPTION:	
1B1 265	
WIRING INSTL-EXTERIOR LAMPS	
SHEET:	ITEM/PART NO:
2 OF 2	000128431 / 32496401000
REV	