

8 7 6 5 4 3 2 1



D

D

CABLE ASM-CHASSIS GND EXT (BLK)		133566-12-010
CABLE ASM-CHASSIS BATTERY DISCONNECT SUPPLY (RED)		141415-32-024
CABLE ASM-COACH BATTERY DISCONNECT SUPPLY (YEL)		141416-52-020
CABLE ASM-COACH BATTERY GND (BLK)		133567-12-008
CABLE ASM-GENERATOR (GRN)		141415-42-072
CABLE ASM-GENERATOR GND (BLK)		133566-12-008
LEVELING SYSTEM POWER CABLE (BLU)	60M	141415-29-022
LEVELING SYSTEM GND CABLE (BLK)	60M	133566-12-008
CABLE ASM-STARTER (RED)		141416-32-010
CABLE ASM-COACH BATTERY FUSE		141416-52-003
CABLE ASM-CHASSIS BATTERY FUSE		141415-32-003
CABLE ASM-INVERTER (ORG)	401	141415-62-034
CABLE ASM-INVERTER GND (BLK)	401	133566-12-034
CABLE ASM-INVERTER CASE GND (GND)	401	136145-05-032
CABLE ASM-INVERTER FUSE (ORG)	401	141415-62-003

C

C



B

B

A

A

8 7 6 5 4 3 2 1



FOR ELECTRICAL TORQUE SPECIFICATIONS SEE DWG NO. 128783-01-000

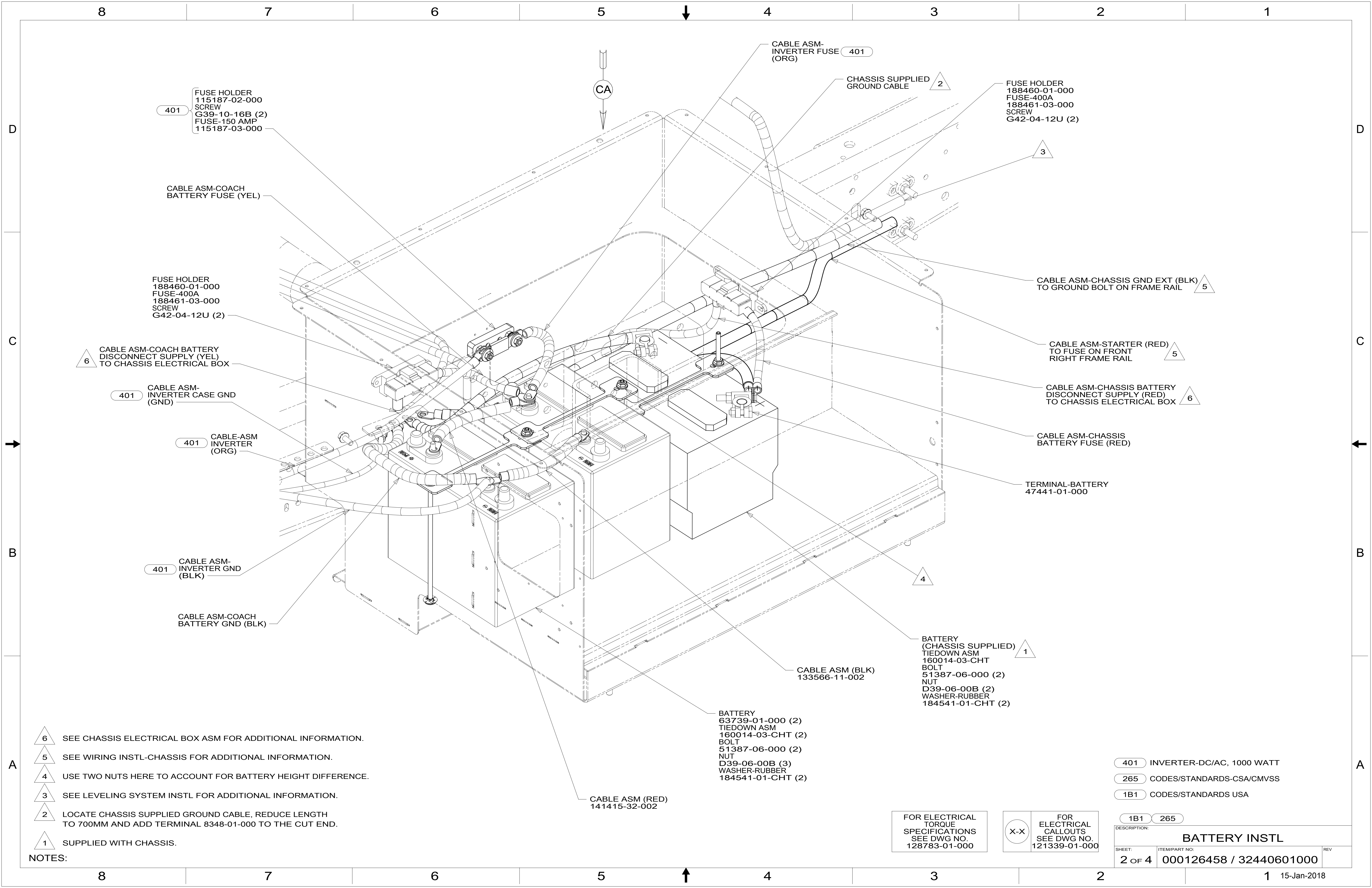
FOR ELECTRICAL CALLOUTS SEE DWG NO. 121339-01-000

- 60M HYDRAULIC LEVEL JACKS-AUTO
- 401 INVERTER-DC/AC, 1000 WATT
- 265 CODES/STANDARDS-CSA/CMVSS
- 1B1 CODES/STANDARDS USA

WINNEBAGO[®]
COPYRIGHT 2016 WINNEBAGO INDUSTRIES, INC.

DSNR:		ALL DIMENSIONS ARE IN MILLIMETERS		
DFFR:		MATERIAL:		
UNSPECIFIED TOLERANCES:				
WHOLE DIM (X)	: 3			
ONE-PLACE (X.X)	: 1.5			
TWO-PLACE (X.XX)	: 0.50			
ANGLE	: 1°			
REFER TO ES0018 FOR FASTENER TIGHTENING GUIDELINES		WEIGHT: (LBS)	FIRST USED:	
			18 E29VE	
BATTERY INSTL				
SHEET:	ITEM/PART NO.:	REF:		REV:
1 OF 4	000126458 / 32440601000			

8 7 6 5 4 3 2 1



401 FUSE HOLDER
115187-02-000
SCREW
G39-10-16B (2)
FUSE-150 AMP
115187-03-000

CABLE ASM-COACH
BATTERY FUSE (YEL)

FUSE HOLDER
188460-01-000
FUSE-400A
188461-03-000
SCREW
G42-04-12U (2)

6 CABLE ASM-COACH BATTERY
DISCONNECT SUPPLY (YEL)
TO CHASSIS ELECTRICAL BOX

401 CABLE ASM-
INVERTER CASE GND
(GND)

401 CABLE-ASM
INVERTER
(ORG)

401 CABLE ASM-
INVERTER GND
(BLK)

CABLE ASM-COACH
BATTERY GND (BLK)

CABLE ASM-
INVERTER FUSE
(ORG) 401

2 CHASSIS SUPPLIED
GROUND CABLE

FUSE HOLDER
188460-01-000
FUSE-400A
188461-03-000
SCREW
G42-04-12U (2)

5 CABLE ASM-CHASSIS GND EXT (BLK)
TO GROUND BOLT ON FRAME RAIL

5 CABLE ASM-STARTER (RED)
TO FUSE ON FRONT
RIGHT FRAME RAIL

6 CABLE ASM-CHASSIS BATTERY
DISCONNECT SUPPLY (RED)
TO CHASSIS ELECTRICAL BOX

CABLE ASM-CHASSIS
BATTERY FUSE (RED)

TERMINAL-BATTERY
47441-01-000

CABLE ASM (BLK)
133566-11-002

1 BATTERY
(CHASSIS SUPPLIED)
TIEDOWN ASM
160014-03-CHT
BOLT
51387-06-000 (2)
NUT
D39-06-00B (2)
WASHER-RUBBER
184541-01-CHT (2)

BATTERY
63739-01-000 (2)
TIEDOWN ASM
160014-03-CHT (2)
BOLT
51387-06-000 (2)
NUT
D39-06-00B (3)
WASHER-RUBBER
184541-01-CHT (2)

CABLE ASM (RED)
141415-32-002

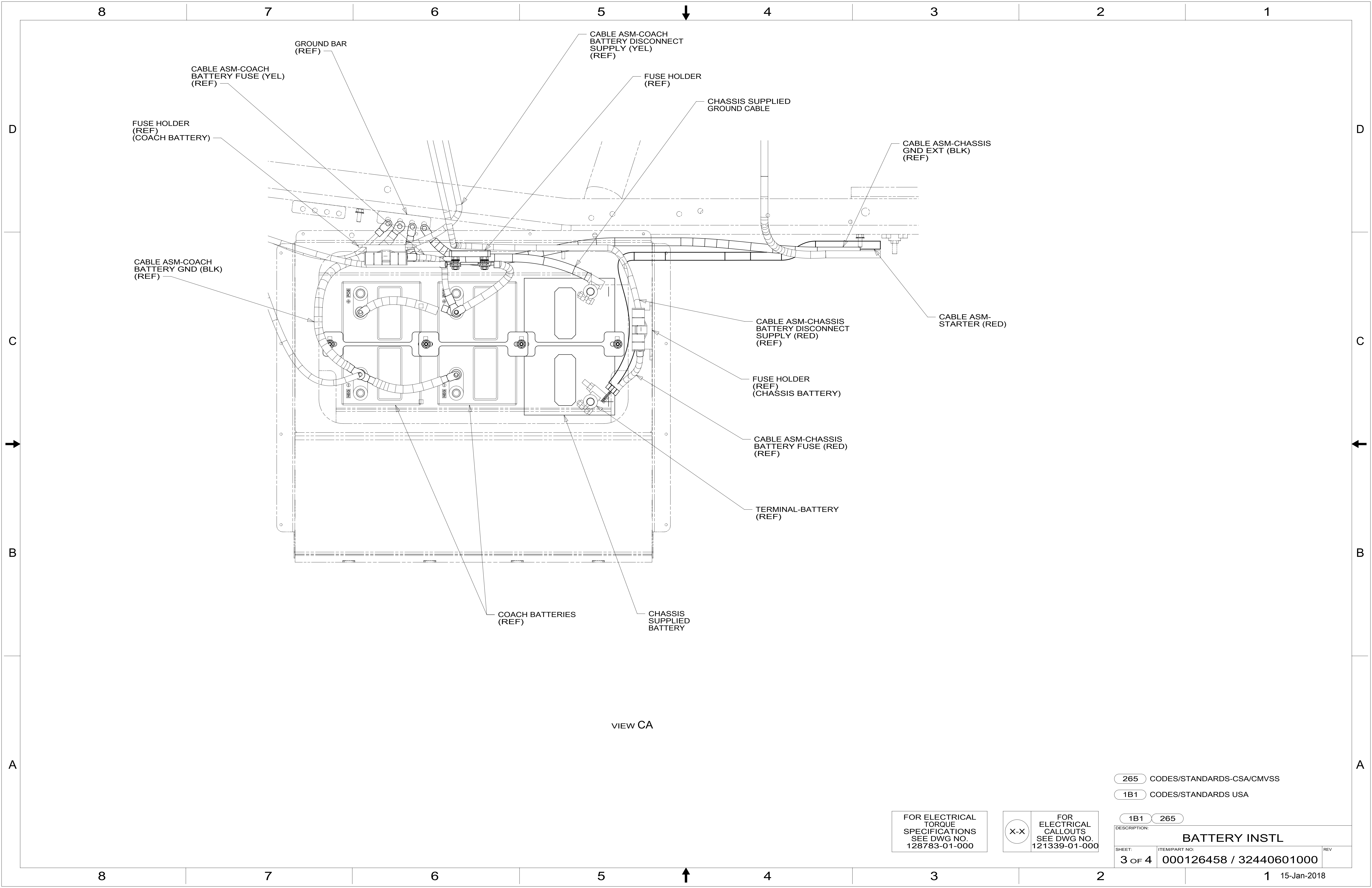
- NOTES:
- 6 SEE CHASSIS ELECTRICAL BOX ASM FOR ADDITIONAL INFORMATION.
 - 5 SEE WIRING INSTL-CHASSIS FOR ADDITIONAL INFORMATION.
 - 4 USE TWO NUTS HERE TO ACCOUNT FOR BATTERY HEIGHT DIFFERENCE.
 - 3 SEE LEVELING SYSTEM INSTL FOR ADDITIONAL INFORMATION.
 - 2 LOCATE CHASSIS SUPPLIED GROUND CABLE, REDUCE LENGTH TO 700MM AND ADD TERMINAL 8348-01-000 TO THE CUT END.
 - 1 SUPPLIED WITH CHASSIS.

FOR ELECTRICAL
TORQUE
SPECIFICATIONS
SEE DWG NO.
128783-01-000

FOR
ELECTRICAL
CALLOUTS
SEE DWG NO.
121339-01-000

- 401 INVERTER-DC/AC, 1000 WATT
- 265 CODES/STANDARDS-CSA/CMVSS
- 1B1 CODES/STANDARDS USA

DESCRIPTION:		1B1 265	
BATTERY INSTL			
SHEET:	ITEM/PART NO.:	REV	
2 OF 4	000126458 / 32440601000		



265 CODES/STANDARDS-CSA/CMVSS

1B1 CODES/STANDARDS USA

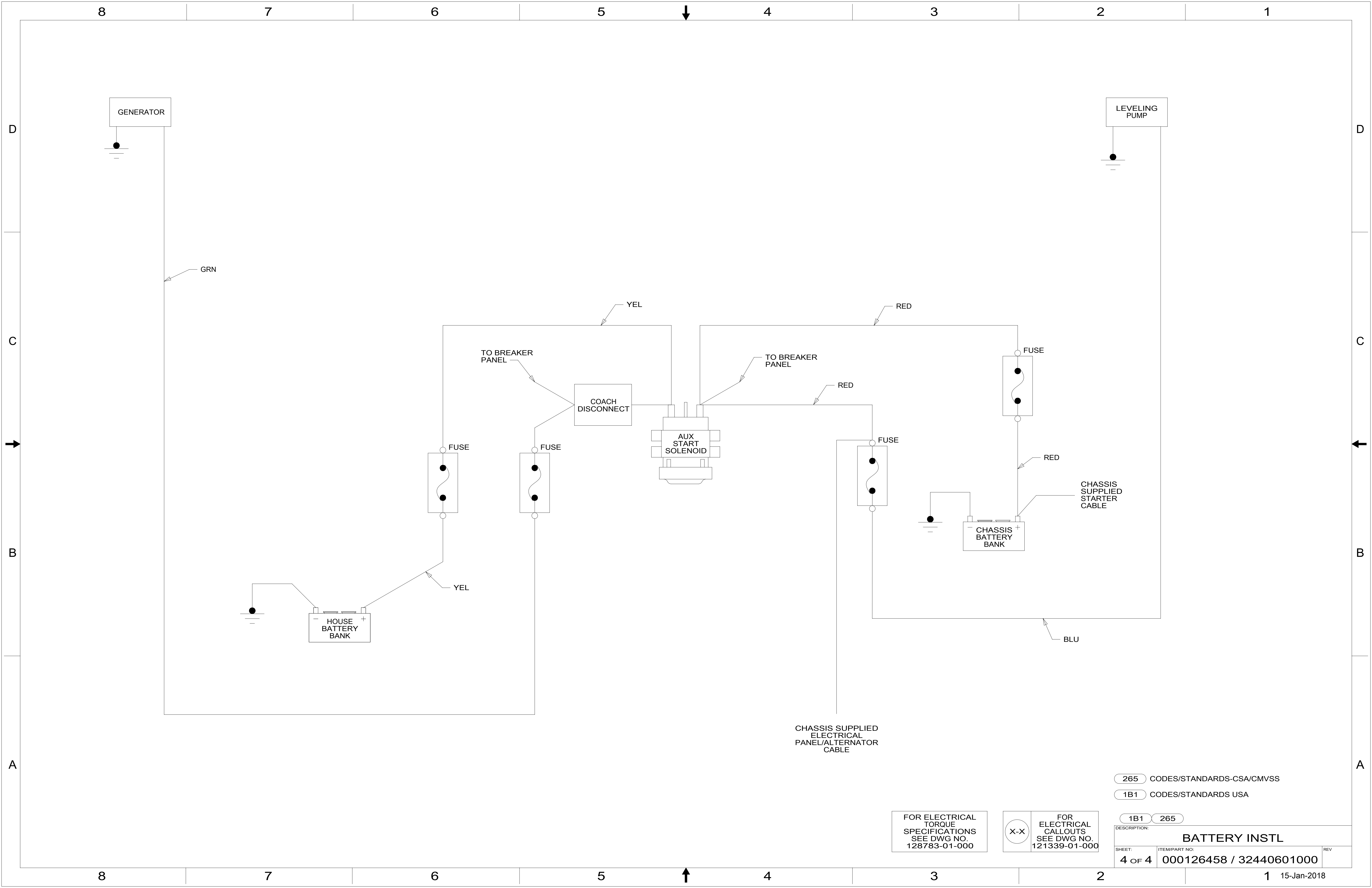
1B1 265

DESCRIPTION: BATTERY INSTL

SHEET: 3 OF 4 ITEM/PART NO: 000126458 / 32440601000 REV

FOR ELECTRICAL TORQUE SPECIFICATIONS SEE DWG NO. 128783-01-000

FOR ELECTRICAL CALLOUTS SEE DWG NO. 121339-01-000



265 CODES/STANDARDS-CSA/CMVSS

1B1 CODES/STANDARDS USA

1B1 265

FOR ELECTRICAL TORQUE SPECIFICATIONS SEE DWG NO. 128783-01-000

FOR ELECTRICAL CALLOUTS SEE DWG NO. 121339-01-000

DESCRIPTION:		
BATTERY INSTL		
SHEET:	ITEM/PART NO.:	REV:
4 OF 4	000126458 / 32440601000	