

PLATE ASM-STUD  
 000003494 / 310308-01-CHT  
 SCREW  
 000G67-10-12U (6)

- NOTES:
9. ALL CRIMP FITTINGS TO 3/4" PEX TUBING REQUIRE 3/4" CLAMP 000156247 / 326668-01-000.
  8. ALL CRIMP FITTINGS TO 1/2" PEX TUBING REQUIRE 1/2" CLAMP 000156249 / 326670-01-000.
  7. ALL CRIMP FITTINGS TO 5/8" FLEX TUBING REQUIRE 5/8" CLAMP 000156248 / 326669-01-000.
  6. LABEL HOT AND COLD SUPPLY TUBES AND TAPE FITTING TO TUBE BEFORE CABINET SET TO PREVENT MOVEMENT.
  5. ADD PIPE WRAP (LADDER SCRAP 110157-02-000) INSULATION.
  4. ADD TEFLON TAPE 010405-02-000.
  3. ALL TUBING TO BE SECURED AT 1200 INTERVALS MAXIMUM WITH CLAMP 010495-01-000 AND SCREW 000G67-10-12U OR EQUIVALENT.
  2. TUBING TO BE INSTALLED WITH SUFFICIENT SLOPE TO PROVIDE DRAINAGE TO NEAREST VALVE.
  1. PLASTIC FITTINGS TO BE SEALED WITH SEALANT 084456-01-000.

- 9PA TAILGATE PACKAGE WITHOUT
- 9PC TAILGATE PACKAGE

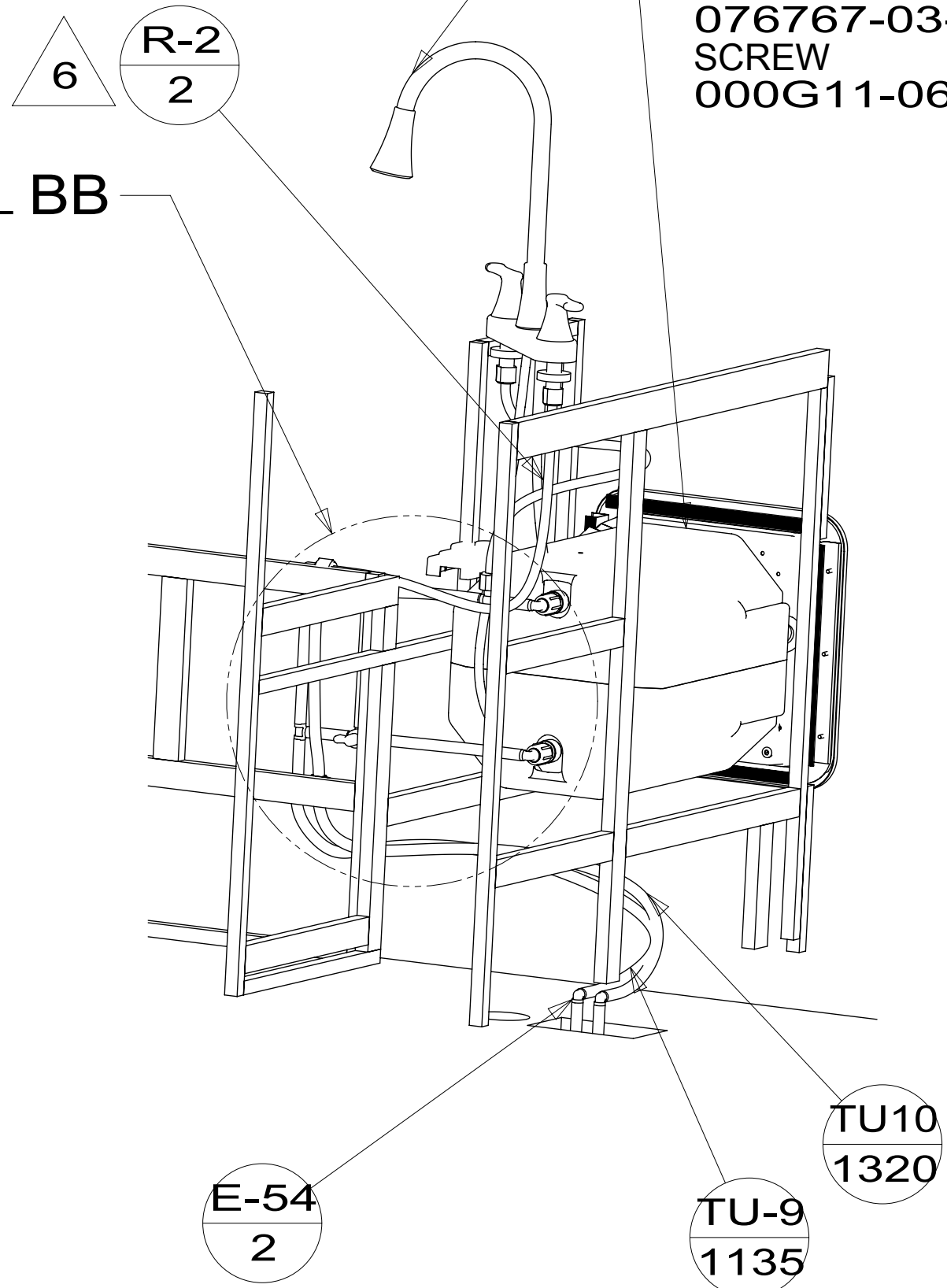
X-X  
 FOR  
 WATER  
 CALLOUTS  
 SEE DWG NO.  
 000209446 /  
 303369-01-000

<b>WINNEBAGO</b> <sup>®</sup>		COPYRIGHT 2018 WINNEBAGO INDUSTRIES, INC.	
DSNR:		ALL DIMENSIONS ARE IN MILLIMETERS	
DIFFR:		MATERIAL:	
UNSPECIFIED TOLERANCES:		WEIGHT: (LBS)	FIRST USED: (REF)
WHOLE DIM (X)	± 3		18 E29VE
ONE-PLACE (X.X)	± 1.5		
TWO-PLACE (X.XX)	± 0.50		
ANGLE	± 1°		
REFER TO ES0018 FOR FASTENER TIGHTENING GUIDELINES			
DESCRIPTION: <b>WATER SYSTEM INSTL</b>			
SHEET:	ITEM/PART NO.:	REV	
1 OF 3	000125532 / 32418501000		

FAUCET-GALLEY,  
000041434 / 319747-01-CHT

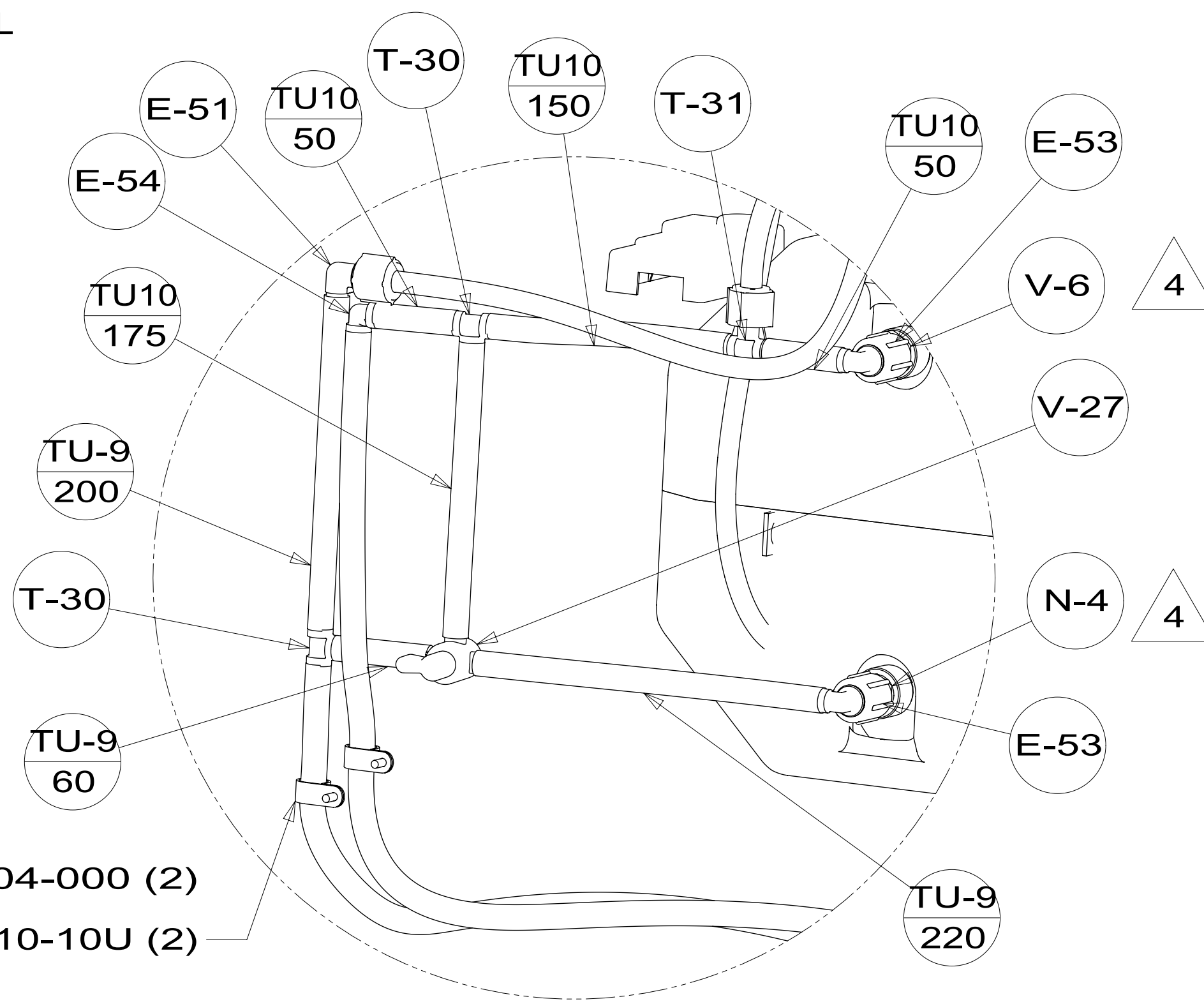
WATER HEATER INSTL  
186899-04-000  
CABLE  
076767-03-000  
SCREW  
000G11-06-08U(2)

DETAIL BB

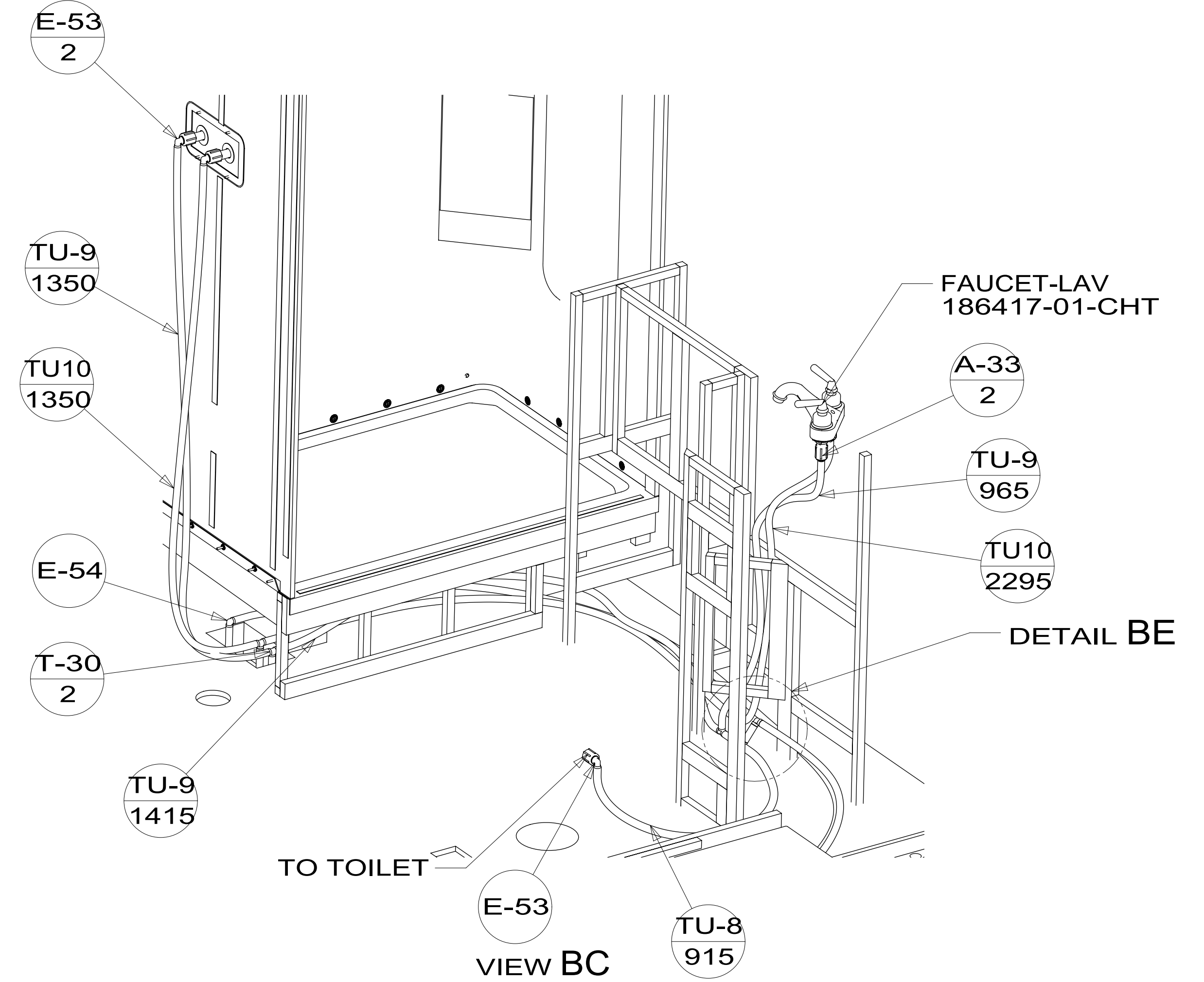


VIEW BA

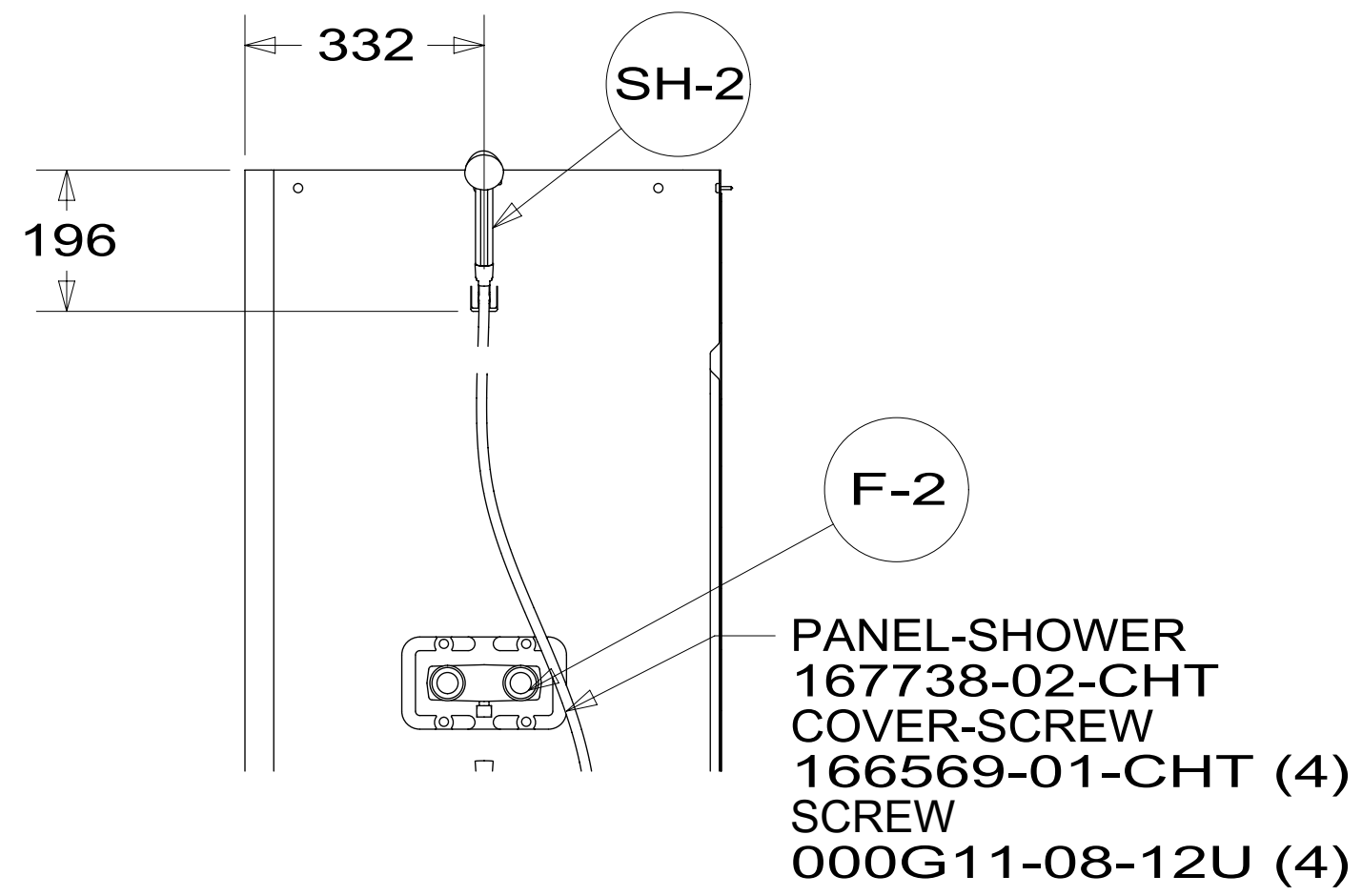
CLAMP  
010495-04-000 (2)  
SCREW  
000G67-10-10U (2)



DETAIL BB  
(SHOWN W/OUT CABINETS)

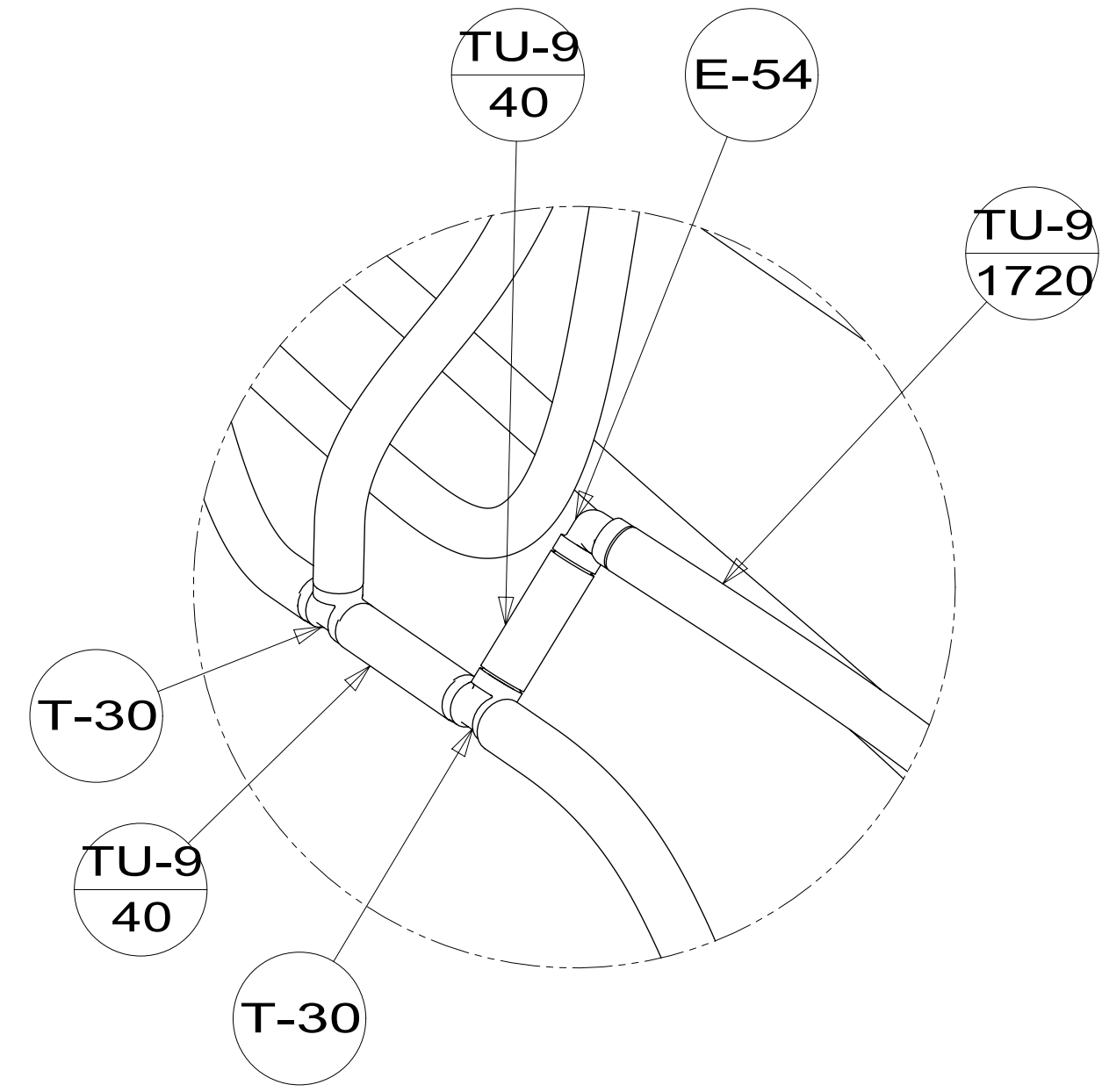


VIEW BC



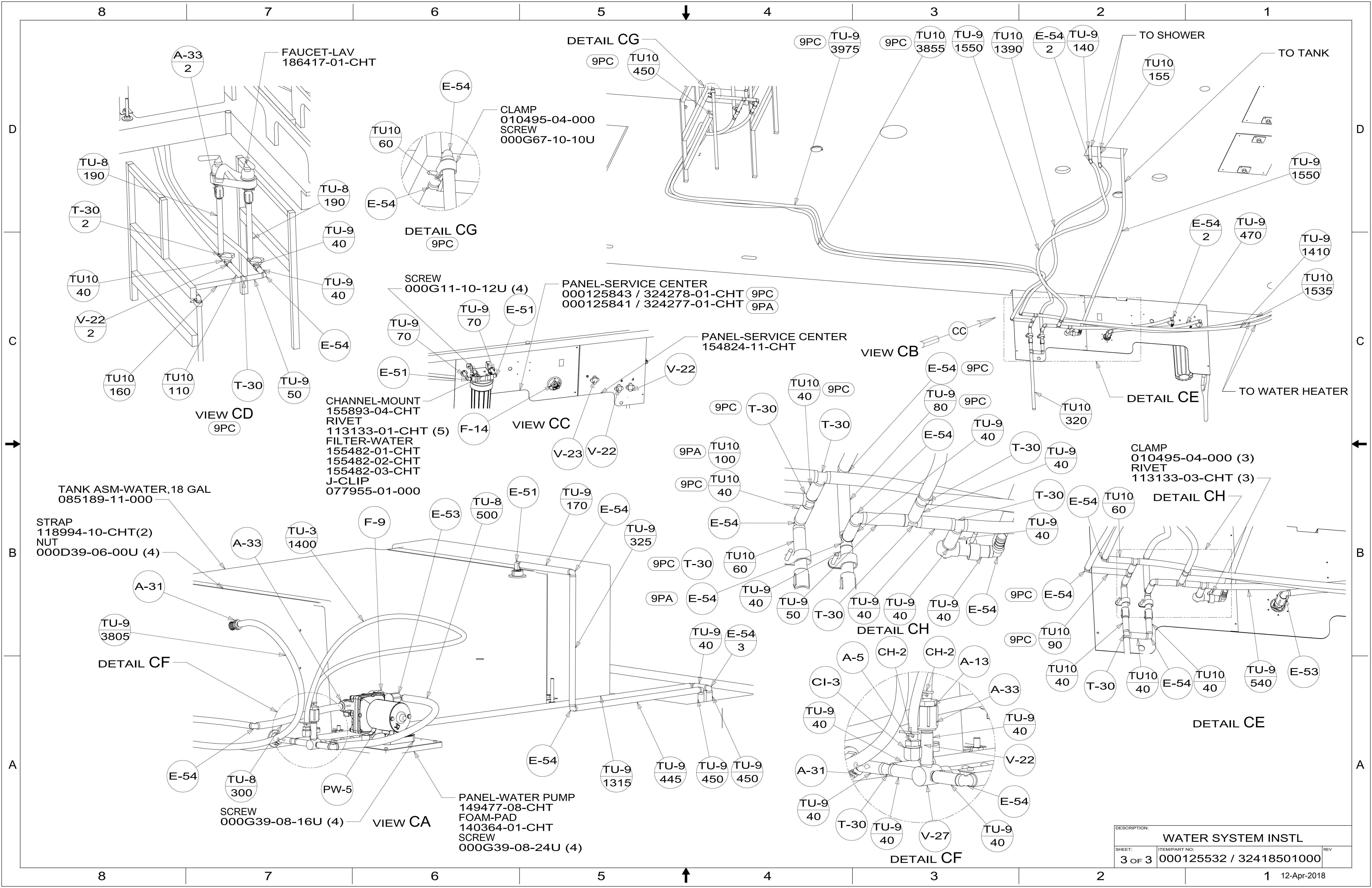
SECTION BD-BD

PANEL-SHOWER  
167738-02-CHT  
COVER-SCREW  
166569-01-CHT (4)  
SCREW  
000G11-08-12U (4)



DETAIL BE  
(SHOWN W/OUT CABINETS)

DESCRIPTION:		
WATER SYSTEM INSTL		
SHEET:	ITEM/PART NO:	REV
2 OF 3	000125532 / 32418501000	



A-33 2  
FAUCET-LAV  
186417-01-CHT

TU-8 190  
T-30 2  
TU-10 40  
V-22 2  
TU-10 160  
TU-10 110  
T-30  
TU-9 50  
TU-8 190  
TU-9 40  
TU-9 40  
E-54

VIEW CD  
9PC

TANK ASM-WATER, 18 GAL  
085189-11-000  
STRAP  
118994-10-CHT(2)  
NUT  
000D39-06-00U (4)

DETAIL CF

SCREW  
000G39-08-16U (4)

VIEW CA

PANEL-WATER PUMP  
149477-08-CHT  
FOAM-PAD  
140364-01-CHT  
SCREW  
000G39-08-24U (4)

CHANNEL-MOUNT  
155893-04-CHT  
RIVET  
113133-01-CHT (5)  
FILTER-WATER  
155482-01-CHT  
155482-02-CHT  
155482-03-CHT  
J-CLIP  
077955-01-000

SCREW  
000G11-10-12U (4)

PANEL-SERVICE CENTER  
000125843 / 324278-01-CHT 9PC  
000125841 / 324277-01-CHT 9PA

VIEW CC

PANEL-SERVICE CENTER  
154824-11-CHT

VIEW CB

DETAIL CG

DETAIL CG  
9PC

9PC TU10 450

9PC TU-9 3975

9PC TU10 3855

TU-9 1550

TU10 1390

E-54 2

TU-9 140

TU10 155

TO TANK

TU-9 1550

E-54 2

TU-9 470

TU-9 1410

TU10 1535

DETAIL CE

TO WATER HEATER

CLAMP  
010495-04-000 (3)  
RIVET  
113133-03-CHT (3)

DETAIL CH

DETAIL CH

DETAIL CE

CI-3  
TU-9 40  
A-31  
TU-9 40  
T-30  
TU-9 40  
V-27  
TU-9 40  
A-5  
CH-2  
CH-2  
A-13  
A-33  
TU-9 40  
V-22  
E-54

DETAIL CF

DESCRIPTION: WATER SYSTEM INSTL		
SHEET: 3 OF 3	ITEM/PART NO: 000125532 / 32418501000	REV
		12-Apr-2018