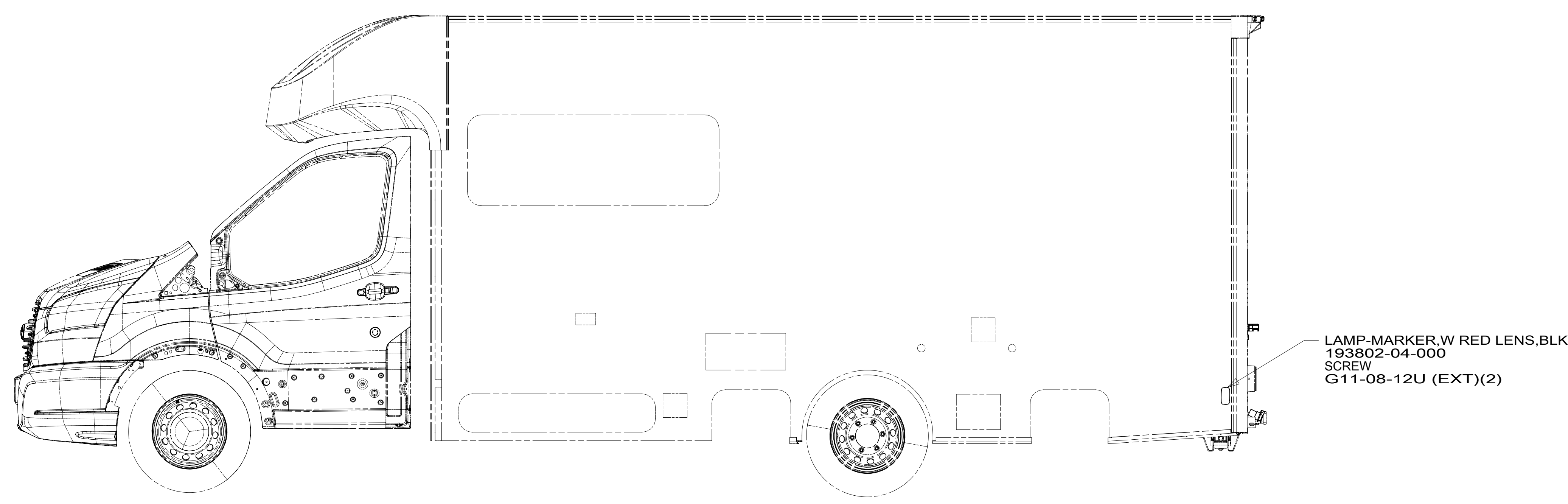
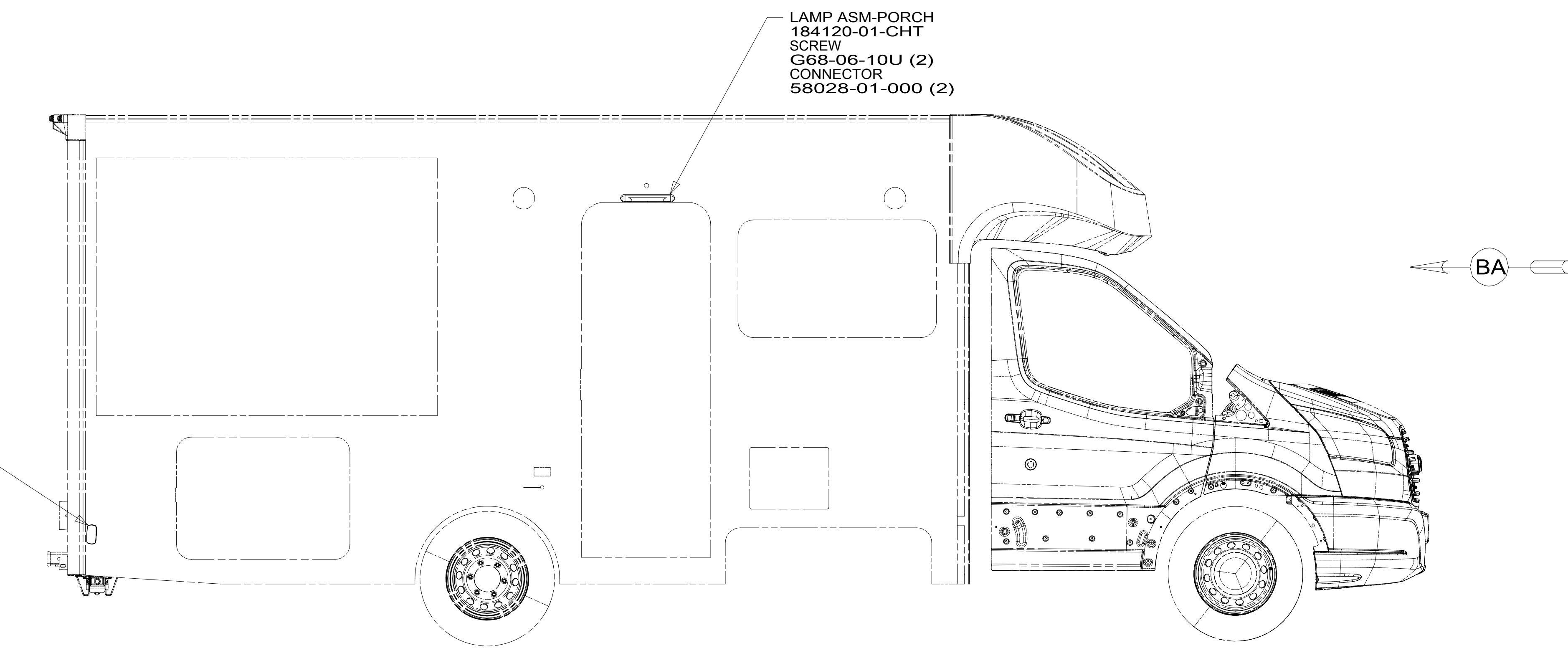



8 7 6 5 4 3 2 1

D
C
B
A



- 265 CODES/STANDARDS-CSA/CMVSS
- 1B1 CODES/STANDARDS USA
- 1B1 265



DSNR:	ALL DIMENSIONS ARE IN MILLIMETERS	
DFFR:	MATERIAL:	
UNSPECIFIED TOLERANCES:		
WHOLE DIM (X) :	3	
ONE-PLACE (X.X) :	1.5	
TWO-PLACE (X.XX) :	0.50	
ANGLE :	1°	
REFER TO ES0018 FOR FASTENER TIGHTENING GUIDELINES	WEIGHT: (LBS)	FIRST USED:
		18 423T

FOR ELECTRICAL TORQUE SPECIFICATIONS SEE DWG NO. 128783-01-000

FOR ELECTRICAL CALLOUTS SEE DWG NO. 121339-01-000


DESCRIPTION:
WIRING INSTL-EXTERIOR LAMPS

SHEET: 1 OF 2 ITEM/PART NO.: 000122145 / 32323101000 REF: 1

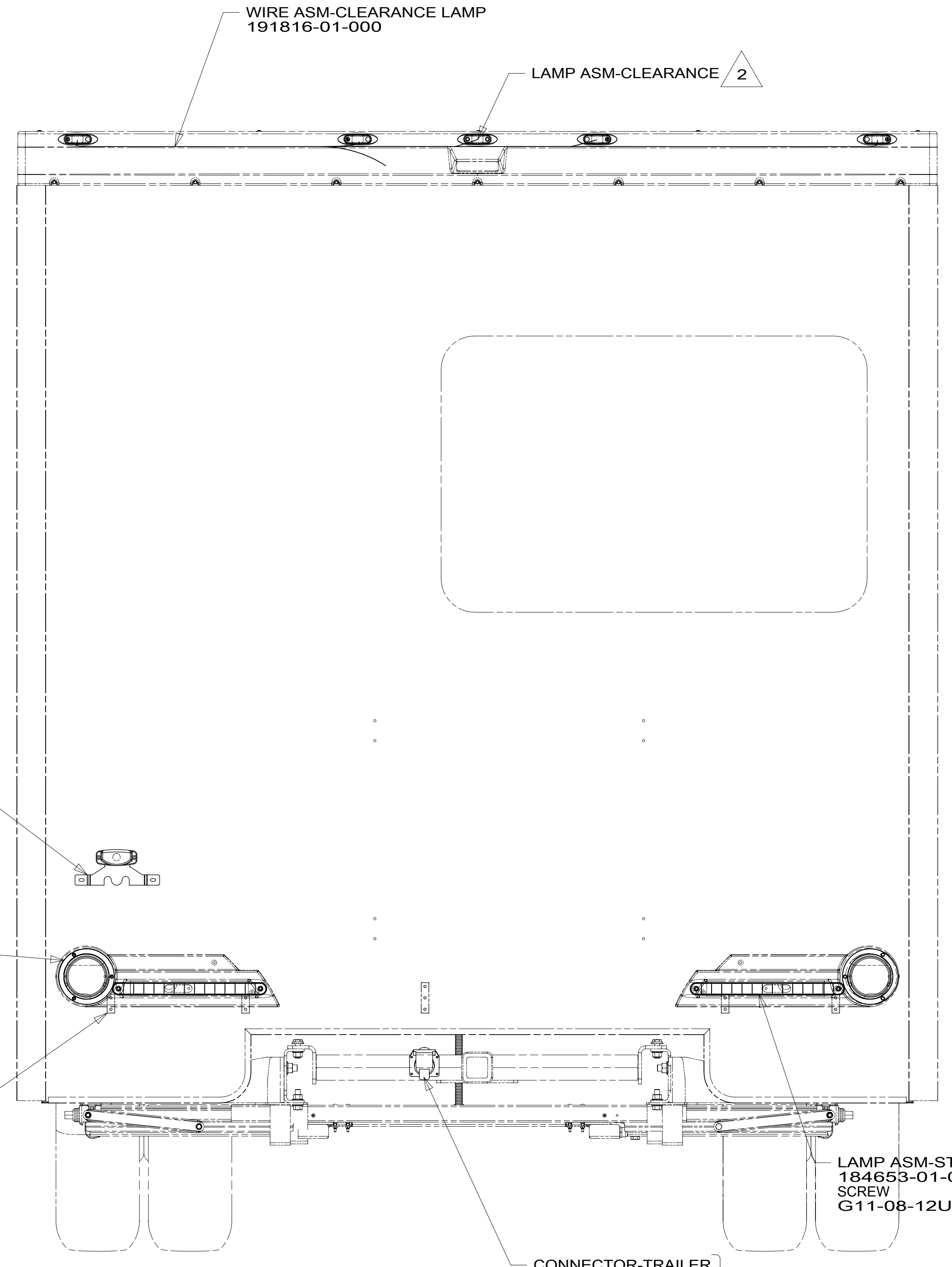
8 7 6 5 4 3 2 1

D
C
B
A

1 21-Nov-2017



VIEW BA



VIEW BB

- NOTES:
- 4 CLAMP TRAILER HITCH AND EXTERIOR LAMP WIRE ALONG BOTTOM OF BACKWALL ASSEMBLY.
 - 3 CUT CONNECTOR OFF OF LIGHT ASM. CONNECT CIRCUIT TR TO BLACK WIRE, CONNECT CIRCUIT MS TO WHITE WIRE.
 - 2 SEE TRIM ASM-BACKWALL, UPPER FOR ADDITIONAL INFORMATION.
 - 1 CONNECT CIRCUIT SC OR SD TO RED WIRE, CONNECT CIRCUIT MM TO BROWN WIRE, CONNECT CIRCUIT MS TO WHITE WIRE.

- BRACKET-LICENSE PLATE 066432-03-000
- SCREW G67-10-129 (2)
- LIGHT-LICENSE BLACK 066432-02-000
- SCREW G39-08-12U (EXT) (2)
- CONNECTOR 058028-01-000 (2)

- 3 LAMP ASM-BACKUP 184674-01-000 (2)
- BEZEL-LAMP 184674-02-000 (2)
- SCREW G11-08-12U (6)

- 4 STRAP-W/HOLES (REF) WIRE TIE 08343-02-000 (5)

- LAMP ASM-STOP/TURN/TAIL 184653-01-000 (2)
- SCREW G11-08-12U (4)

- CONNECTOR-TRAILER 157593-01-000
- SCREW 101618-01-000 (4)

- 240 TRAILER HITCH
- 265 CODES/STANDARDS-CSA/CMVSS
- 1B1 CODES/STANDARDS USA

FOR ELECTRICAL TORQUE SPECIFICATIONS SEE DWG NO. 128783-01-000

FOR ELECTRICAL CALLOUTS SEE DWG NO. 121339-01-000

DESCRIPTION:	1B1 265	
WIRING INSTL-EXTERIOR LAMPS		
SHEET:	ITEM/PART NO.:	REV
2 OF 2	000122145 / 32323101000	