

8. ALL CRIMP FITTINGS TO 1/2" PEX TUBING REQUIRE 1/2" CLAMP 000156249 / 326670-01-000.
7. ALL CRIMP FITTINGS TO 5/8" PEX TUBING REQUIRE 5/8" CLAMP 000156248 / 326669-01-000.
6. LABEL HOT AND COLD SUPPLY TUBES AND TAPE FITTING TO TUBE BEFORE CABINET SET TO PREVENT MOVEMENT.
5. ADD PIPE WRAP (LADDER SCRAP 110157-02-000) INSULATION.
4. ADD TEFLON TAPE 010405-02-000.
3. ALL TUBING TO BE SECURED AT 1200 INTERVALS MAXIMUM WITH CLAMP 010495-01-000 AND SCREW 000G67-10-12U OR EQUIVALENT.
2. TUBING TO BE INSTALLED WITH SUFFICIENT SLOPE TO PROVIDE DRAINAGE TO NEAREST VALVE.
1. PLASTIC FITTINGS TO BE SEALED WITH SEALANT 084456-01-000.

NOTES:

X-X
FOR WATER CALLOUTS SEE DWG NO. 000209446 / 303369-01-000

WINNEBAGO COPYRIGHT 2018 WINNEBAGO INDUSTRIES, INC.		
DSNR:	ALL DIMENSIONS ARE IN MILLIMETERS	
DIFFR:	⊕	
UNSPECIFIED TOLERANCES:	MATERIAL:	
WHOLE DIM (X) :	3	
ONE-PLACE (X.X) :	1.5	
TWO-PLACE (X.XX) :	0.50	
ANGLE :	1°	
REFER TO ES0018 FOR FASTENER TIGHTENING GUIDELINES	WEIGHT: (LBS)	FIRST USED: (REF)
		18 423T
DESCRIPTION: WATER SYSTEM INSTL		
SHEET: 1 OF 3	ITEM/PART NO: 000120857 / 32285601000	REV:
REF:		1 05-Feb-2018

STRAP-TANK, WATER
000125324 / 324137-01-CHT (2)
NUT
000D39-05-00U(4)
WASHER
000E13-22-00U(4)

TANK ASM-WATER
191827-02-000

DETAIL BB

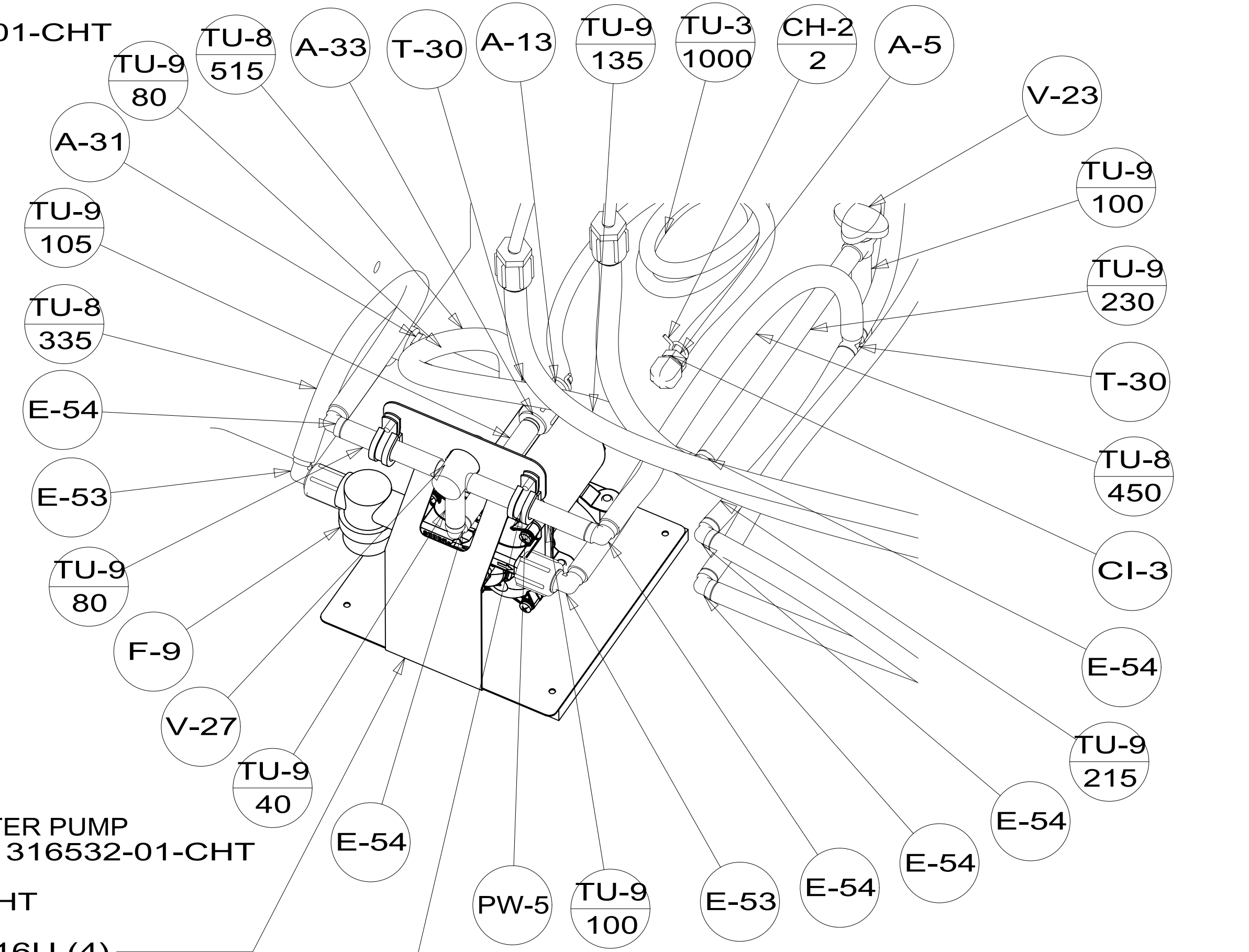
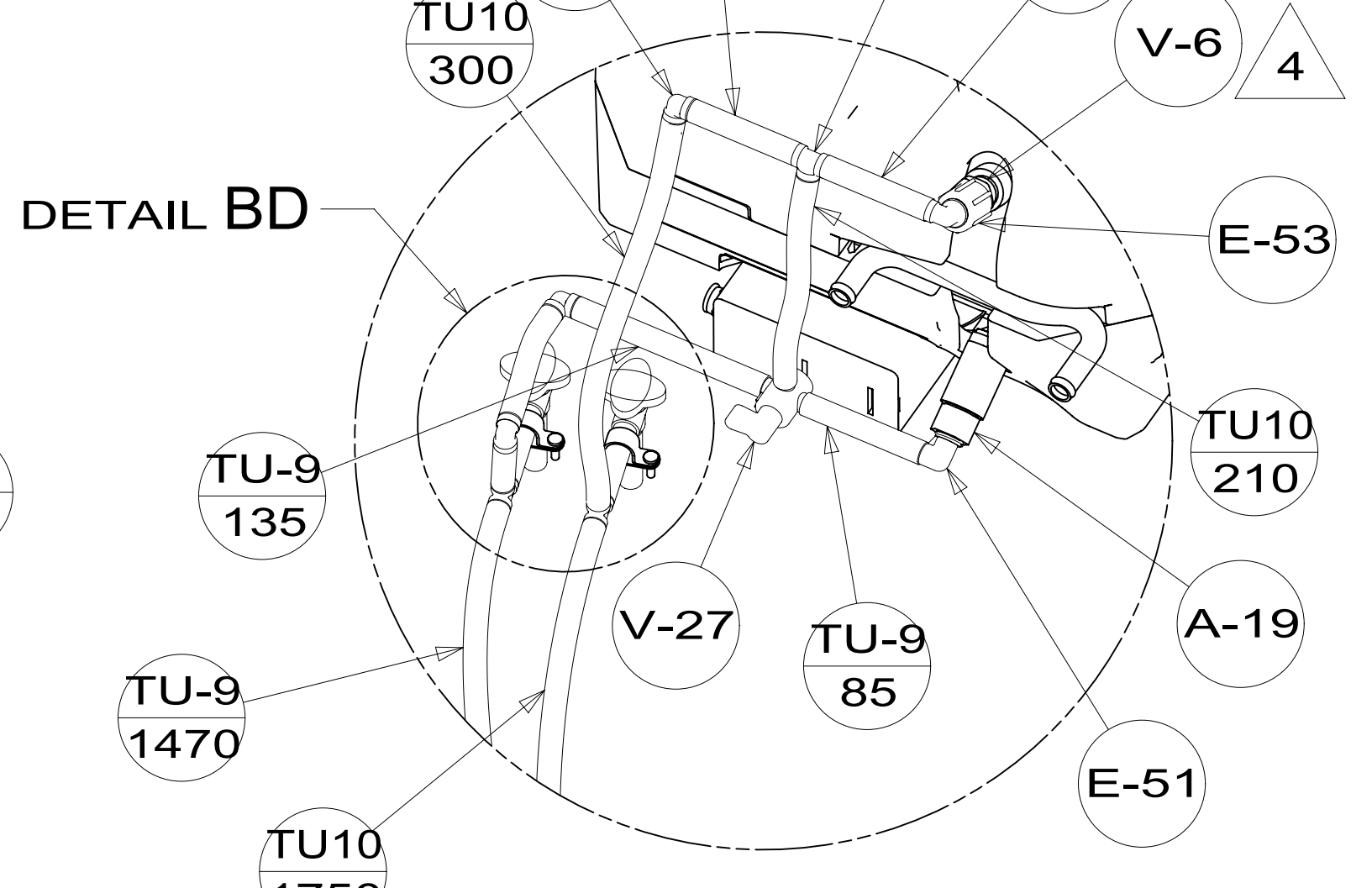
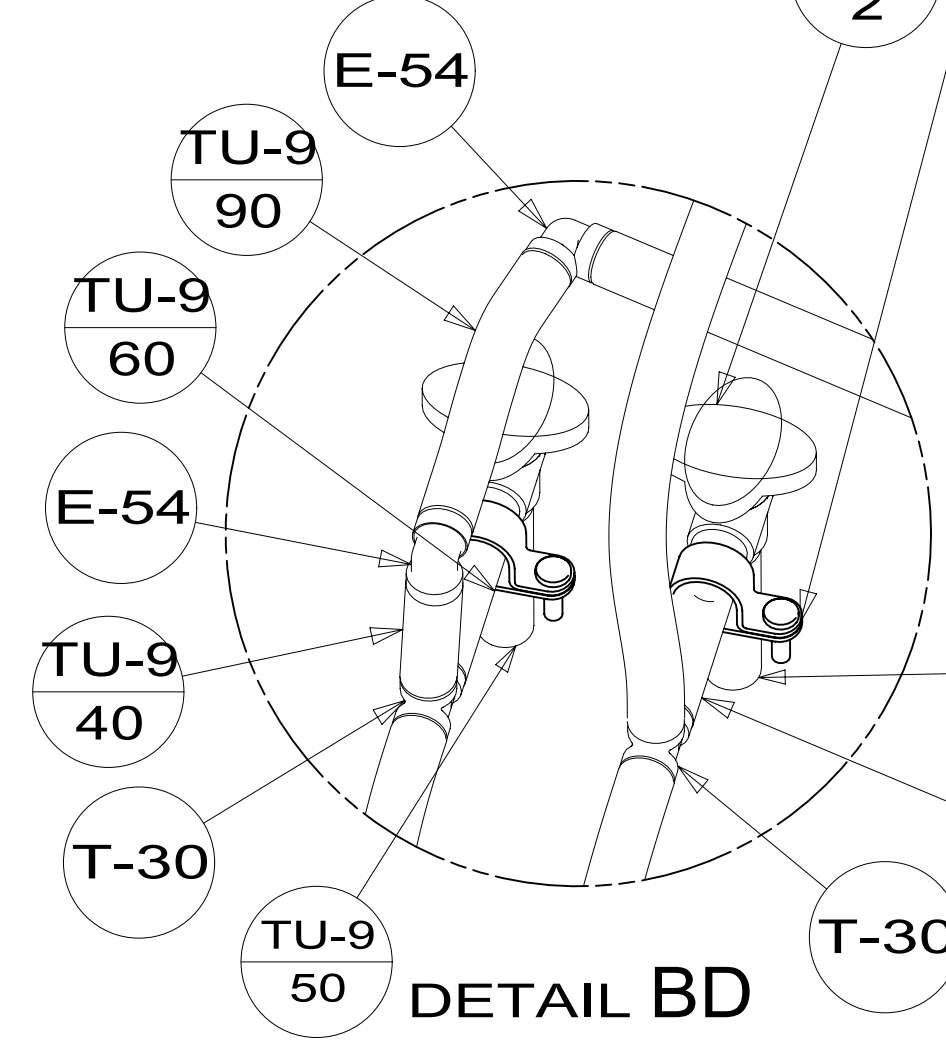
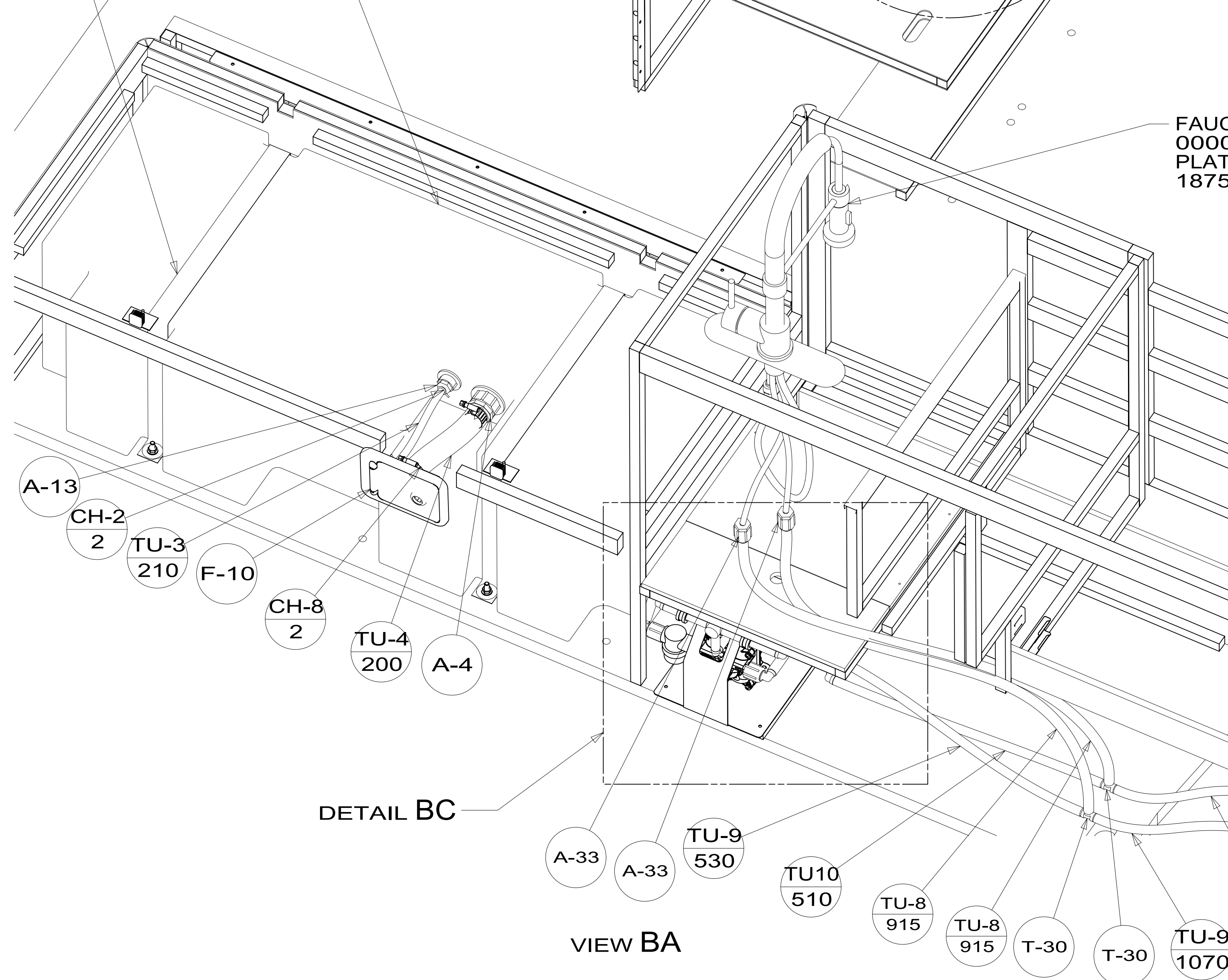
WATER HEATER INSTL
186899-03-000
CABLE
076767-03-000
SCREW
000G39-08-08U (2)

CLAMP-CABLE
010495-04-000 (2)
SCREW
000G67-10-12U (2)

FAUCET-GAL
000045636 / 321018-01-CHT
PLATE-DECK,FAUCET
187516-02-CHT

BRACKET-WATER PUMP
000029826 / 316532-01-CHT
FOAM
140364-01-CHT
SCREW
000G39-08-16U (4)

CLAMP-CLOSED
010497-01-000 (2)
RIVET
113133-01-CHT (2)



DETAIL BC

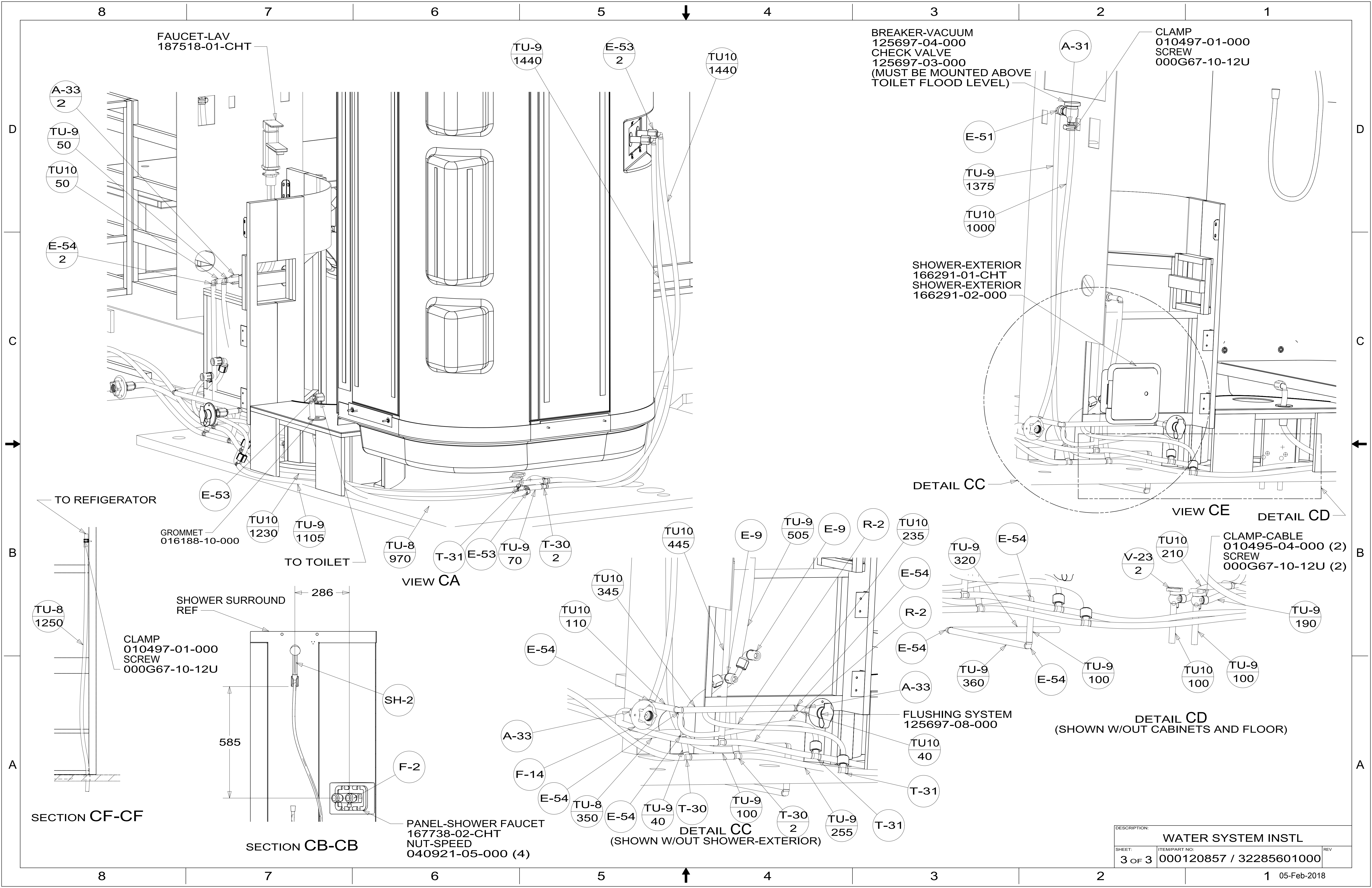
VIEW BA

DETAIL BD

DETAIL BB
(SHOWN W/OUT CABINETS & FLOOR)

DETAIL BC
(SHOWN W/OUT CABINETS)

DESCRIPTION:		
WATER SYSTEM INSTL		
SHEET:	ITEM/PART NO.:	REV
2 OF 3	000120857 / 32285601000	



DESCRIPTION:		
WATER SYSTEM INSTL		
SHEET:	ITEM/PART NO:	REV
3 OF 3	000120857 / 32285601000	