

8 7 6 5 4 3 2 1

D

D

C

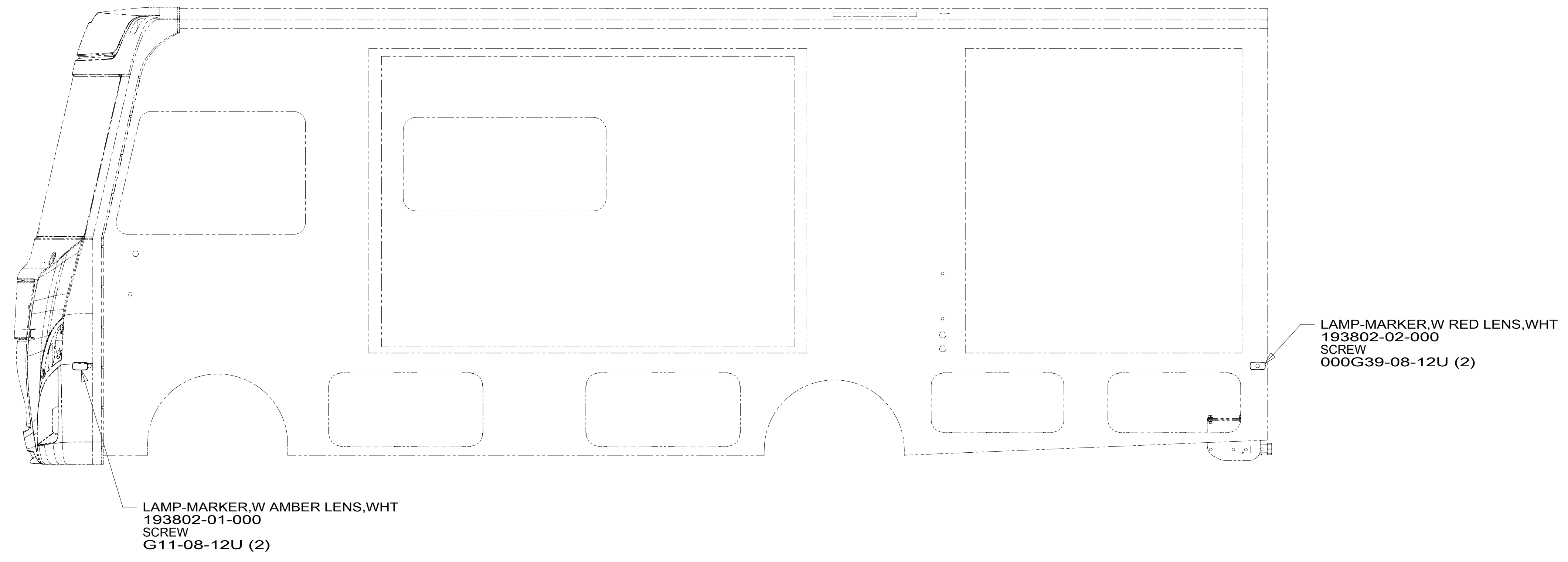
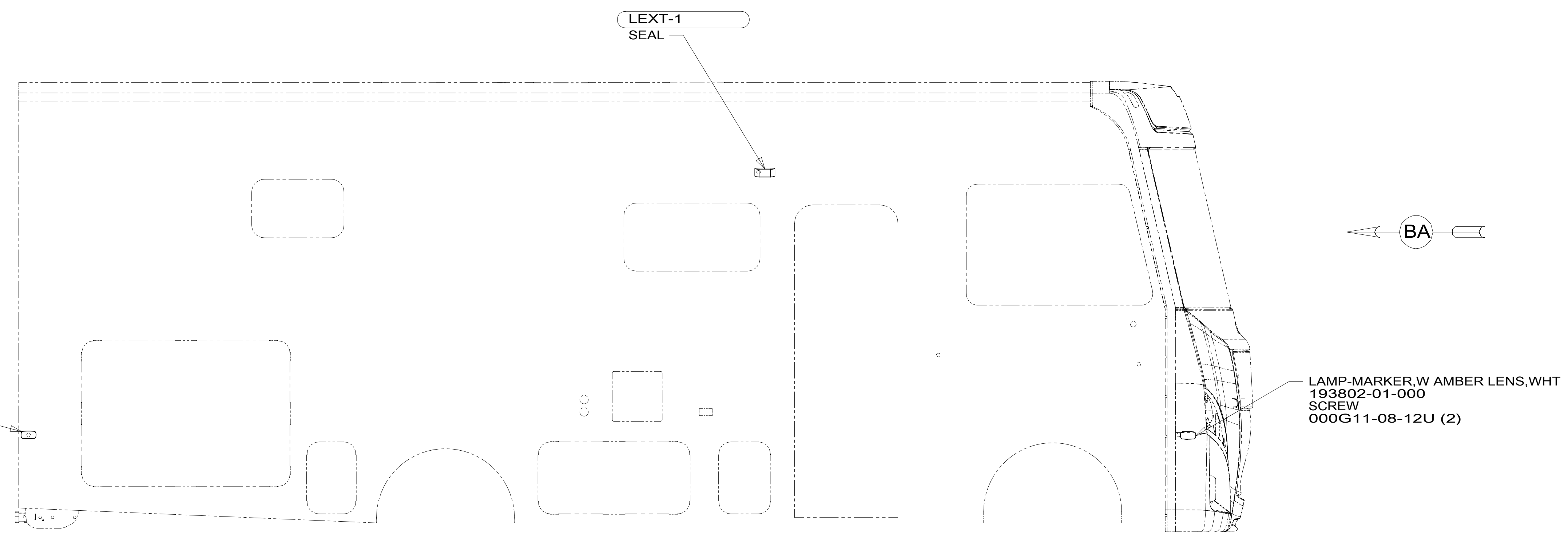
C

B

B

A

A




8 7 6 5 4 3 2 1

FOR ELECTRICAL TORQUE SPECIFICATIONS SEE DWG NO. 128783-01-000

FOR ELECTRICAL CALLOUTS SEE DWG NO. 121339-01-000

- 265 CODES/STANDARDS-CSA/CMVSS
- 1B1 CODES/STANDARDS-USA
- 1B1 265



DSNR:		ALL DIMENSIONS ARE IN MILLIMETERS	
DFFR:		MATERIAL:	
UNSPECIFIED TOLERANCES:			
WHOLE DIM (X)	: 3		
ONE-PLACE (X.X)	: 1.5		
TWO-PLACE (X.XX)	: 0.50		
ANGLE	: 1°		
REFER TO ES0018 FOR FASTENER TIGHTENING GUIDELINES		WEIGHT: (LBS)	FIRST USED:
			18 V26M

DESCRIPTION:
WIRING INSTL-EXTERIOR LAMPS

SHEET: 1 OF 2 ITEM/PART NO.: 000043023 / 32026401000 REF: 1 05-Oct-2018

LAMP ASM-CLEARANCE,AMBER
000041106 / 319636-01-000 (2)
LAMP ASM-CLEARANCE,GASKET
170777-03-000 (2)
SCREW
G11-08-12U (4)

LAMP ASM-IDENTIFICATION,AMBER
000041413 / 319738-01-000
LAMP ASM-IDENTIFICATION,GASKET
000041422 / 319743-01-000
SCREW
G11-08-12U (2)

LAMP ASM-IDENTIFICATION,RED
000041420 / 319742-01-000
LAMP ASM-IDENTIFICATION,GASKET
000041422 / 319743-01-000
SCREW
G11-08-12U (2)
SPLICE-BUTT
031876-01-000 (2)

LAMP ASM-CLEARANCE,RED
170777-01-000 (2)
LAMP ASM-CLEARANCE,GASKET
170777-03-000 (2)
SCREW
G11-08-12U (4)
SPLICE-BUTT
031876-01-000 (4)

WIRE ASM-HEADLAMP
000041599 / 319809-01-000

HEADLAMP ASM-HIGH 90MM
146527-02-000 (2)
NUT
000D27-08-00U (8)
WASHER
000E13-08-00U (8)

HEADLAMP ASM-LOW 90MM
146527-01-000 (2)
NUT
000D27-08-00U (8)
WASHER
000E13-08-00U (8)

2 PIN HOUSING
TO WIRE ASM-
CHASSIS

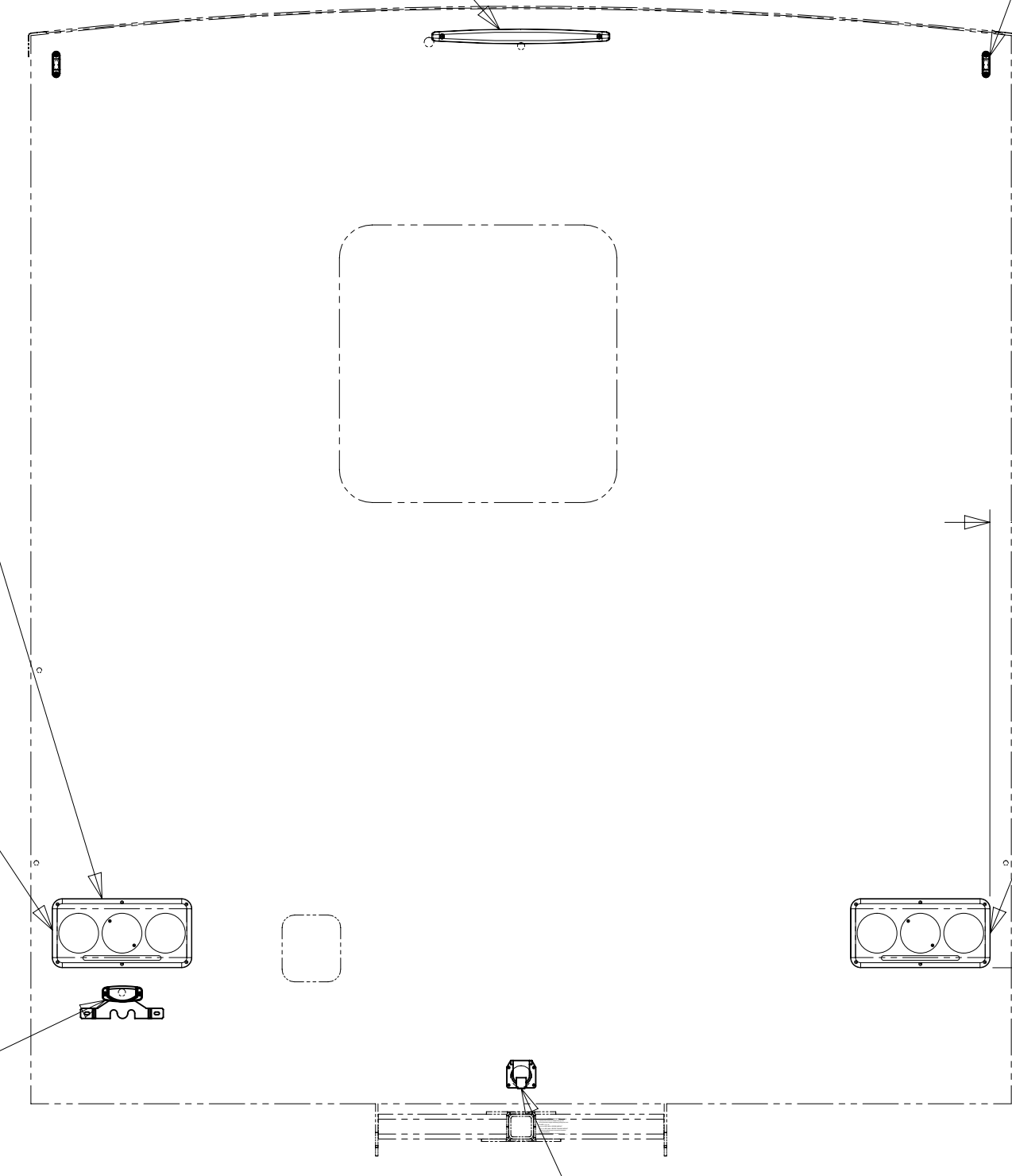
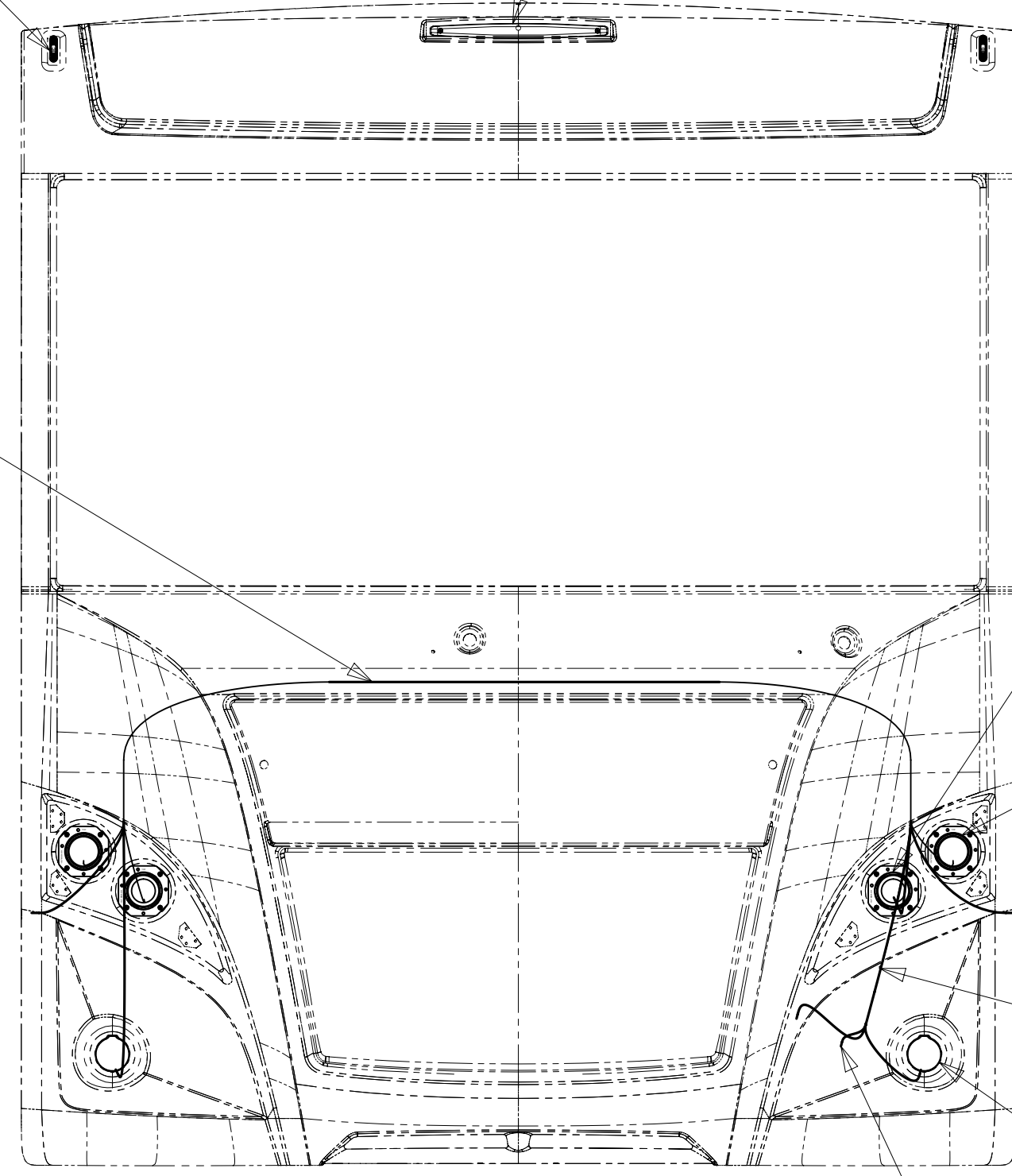
LAMP ASM-PARK/TURN,CLEAR
146560-01-000 (2)
BULB
112708-02-000 (2)
NUT
139130-01-CHT (6)

CHASSIS HOUSING
TO CHASSIS HEADLAMP
CONNECTOR

2 LAMP ASM-STOP/TURN/
TAIL/BU
183787-01-000 (2)
SCREW
000G11-07-12U (12)
SEALER-TAPE
069640-21-000 (3,4)

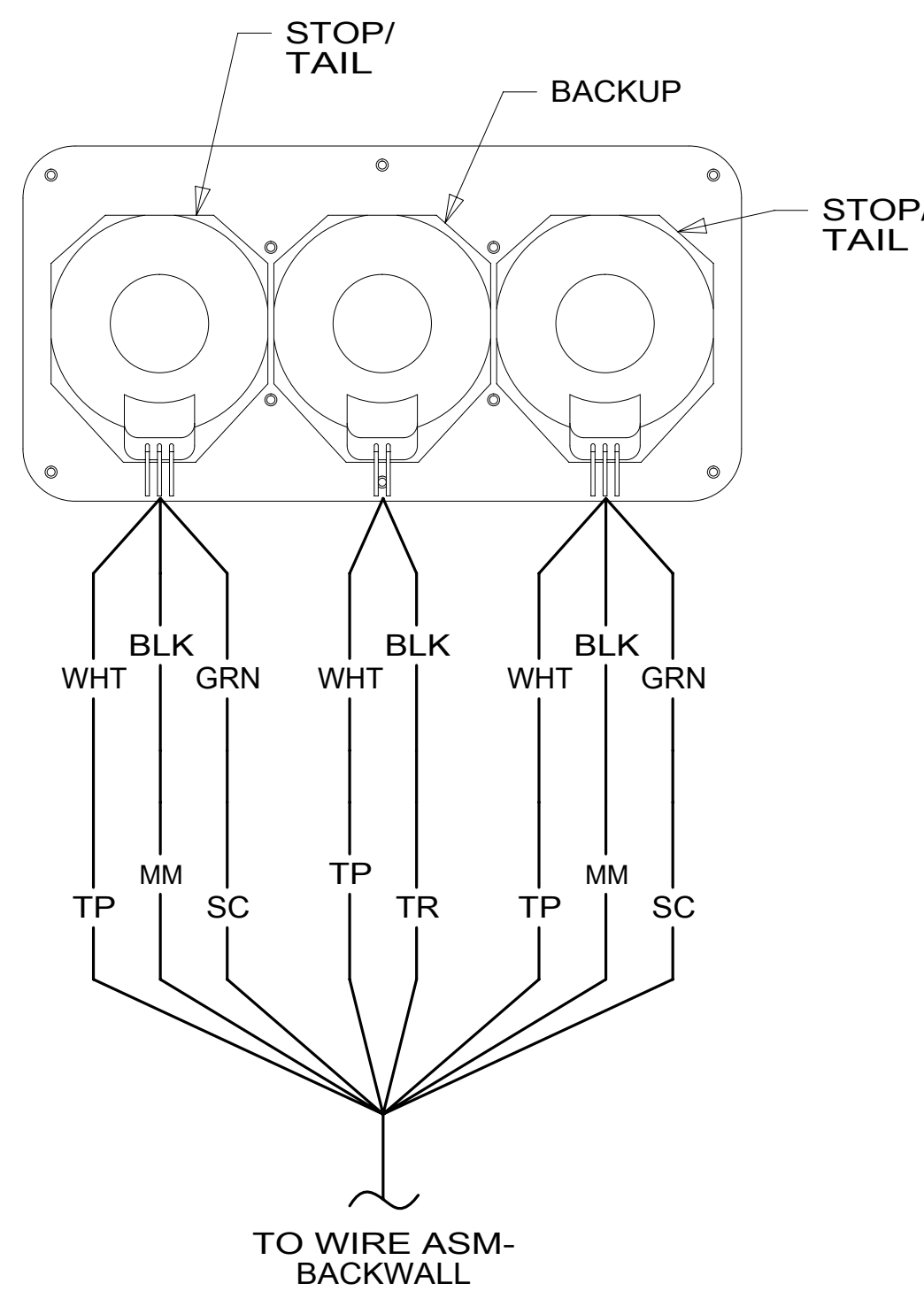
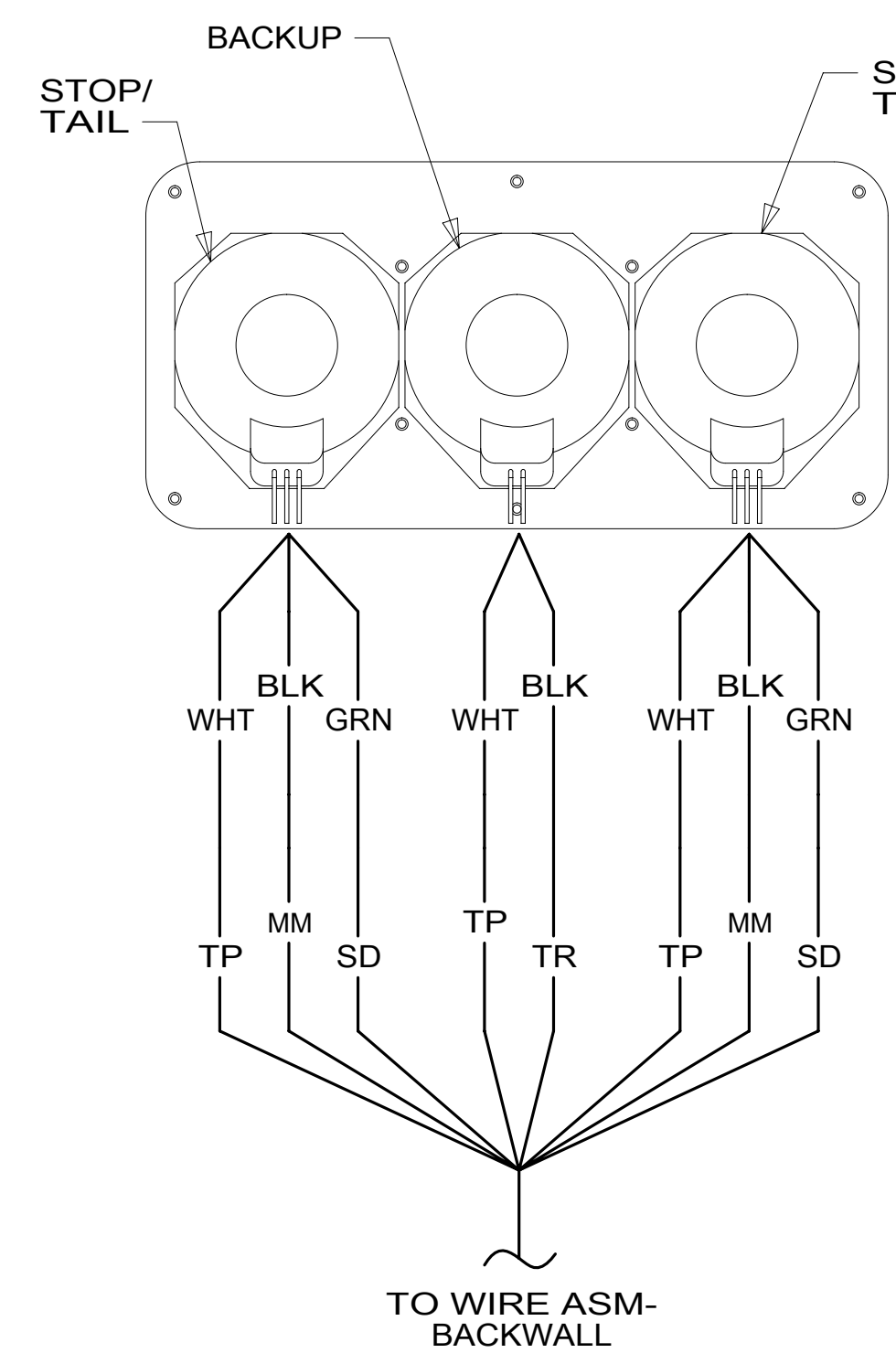
BRACKET-LICENSE
066432-03-000
SCREW
000G67-10-129 (2)
LIGHT-LICENSE
066432-02-000
SCREW
000G39-08-12T (EXT) (2)
CONNECTOR
058028-01-000 (2)

CONNECTOR-TRAILER
157593-01-000
SCREW
000G55-08-16U (4)



VIEW BA

VIEW BB



TO WIRE ASM-
BACKWALL

TO WIRE ASM-
BACKWALL

DETAIL BC

DETAIL BD

2 TAIL LAMP TO BE INSTALLED WITH WIRES DOWN.

1. GATHER ALL EXCESS WIRE AFTER MAKING ALL CONNECTIONS AND BUNDLE AND SECURE WITH TIE-WIRE 008343-01-000 OR 093147-01-000.

NOTES:

FOR ELECTRICAL
TORQUE
SPECIFICATIONS
SEE DWG NO.
128783-01-000

FOR
ELECTRICAL
CALLOUTS
SEE DWG NO.
121339-01-000

265 CODES/STANDARDS-CSA/CMVSS
1B1 CODES/STANDARDS USA

DESCRIPTION:	
1B1 265	
WIRING INSTL-EXTERIOR LAMPS	
SHEET:	ITEM/PART NO:
2 OF 2	000043023 / 32026401000
REV	