

8 7 6 5 4 3 2 1

D

D

C

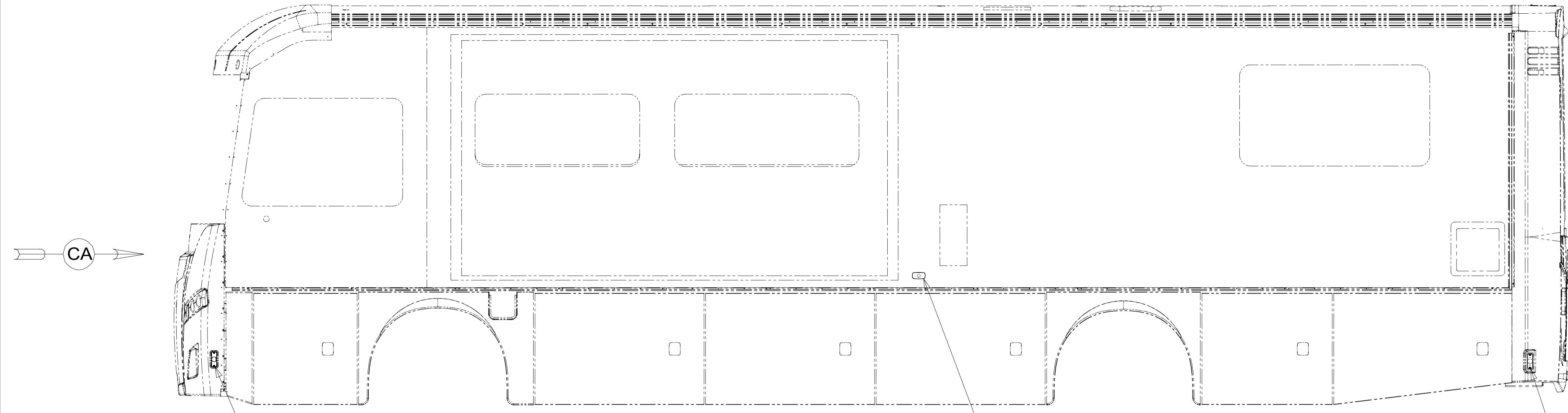
C

B

B

A

A



LAMP ASM-SIDEMARKER,AMBER  
171195-02-000  
SCREW  
G11-08-12U (2)

LAMP-MARKER,W AMBER LENS,BLK  
193802-03-000  
SCREW  
G11-08-12U (2)  
CONNECTOR  
58028-01-000 (4)

LAMP ASM-MARKER,RED  
171195-01-000  
SCREW  
G11-08-12U (2)

CA

BA

LAMP ASM-PORCH,LED  
000157138 / 326916-01-000  
SCREW  
G11-08-12U (2)

LAMP ASM-MARKER,RED  
171195-01-000  
SCREW  
G11-08-12U (2)

LAMP-MARKER,W AMBER LENS,BLK  
193802-03-000  
SCREW  
G11-08-12U (2)  
CONNECTOR  
58028-01-000 (4)

LAMP ASM-SIDEMARKER,AMBER  
171195-02-000  
SCREW  
G11-08-12U (2)

265 CODES/STANDARDS-CSA/CMVSS

1B1 CODES/STANDARDS USA

1B1 265



DSNR:		ALL DIMENSIONS ARE IN MILLIMETERS	
DIFFR:		MATERIAL:	
UNSPECIFIED TOLERANCES:			
WHOLE DIM (X)	: 3		
ONE-PLACE (X.X)	: 1.5		
TWO-PLACE (X.XX)	: 0.50		
ANGLE	: 1°		
REFER TO ES0018 FOR FASTENER TIGHTENING GUIDELINES		WEIGHT: (LBS)	FIRST USED:
			17 L34T

FOR ELECTRICAL TORQUE SPECIFICATIONS SEE DWG NO. 128783-01-000

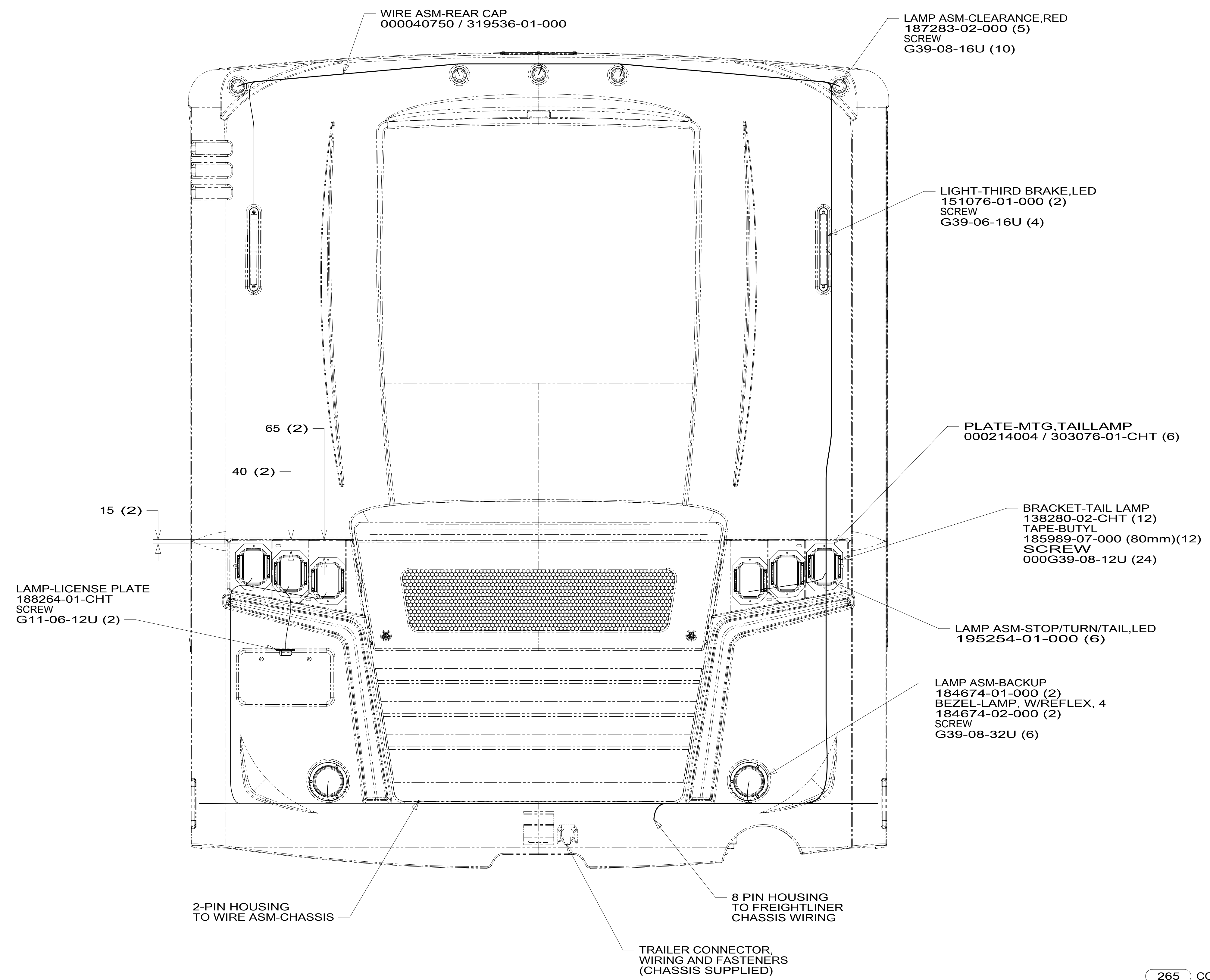
FOR ELECTRICAL CALLOUTS SEE DWG NO. 121339-01-000

**WIRING INSTL-EXTERIOR LAMPS**

SHEET: 1 OF 3 ITEM/PART NO.: 000040037 / 31923601000 REF: 1 13-Feb-2018

8 7 6 5 4 3 2 1

D  
C  
B  
A



VIEW BA

FOR ELECTRICAL TORQUE SPECIFICATIONS SEE DWG NO. 128783-01-000

FOR ELECTRICAL CALLOUTS SEE DWG NO. 121339-01-000

- 265 CODES/STANDARDS-CSA/CMVSS
- 1B1 CODES/STANDARDS USA

DESCRIPTION:	1B1 265	
<b>WIRING INSTL-EXTERIOR LAMPS</b>		
SHEET:	ITEM/PART NO.:	REV
2 OF 3	000040037 / 31923601000	

8 7 6 5 4 3 2 1 13-Feb-2018

8

7

6

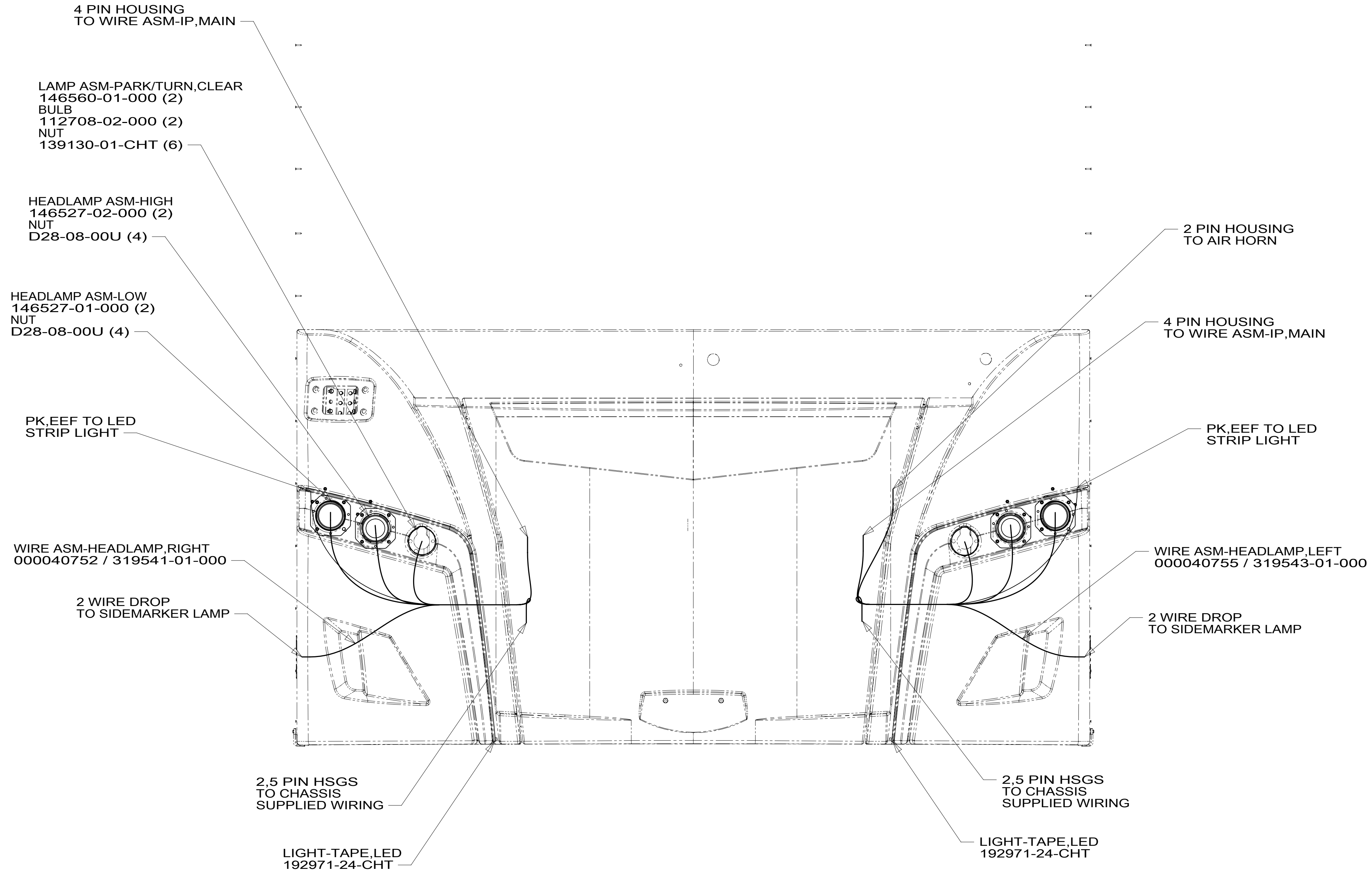
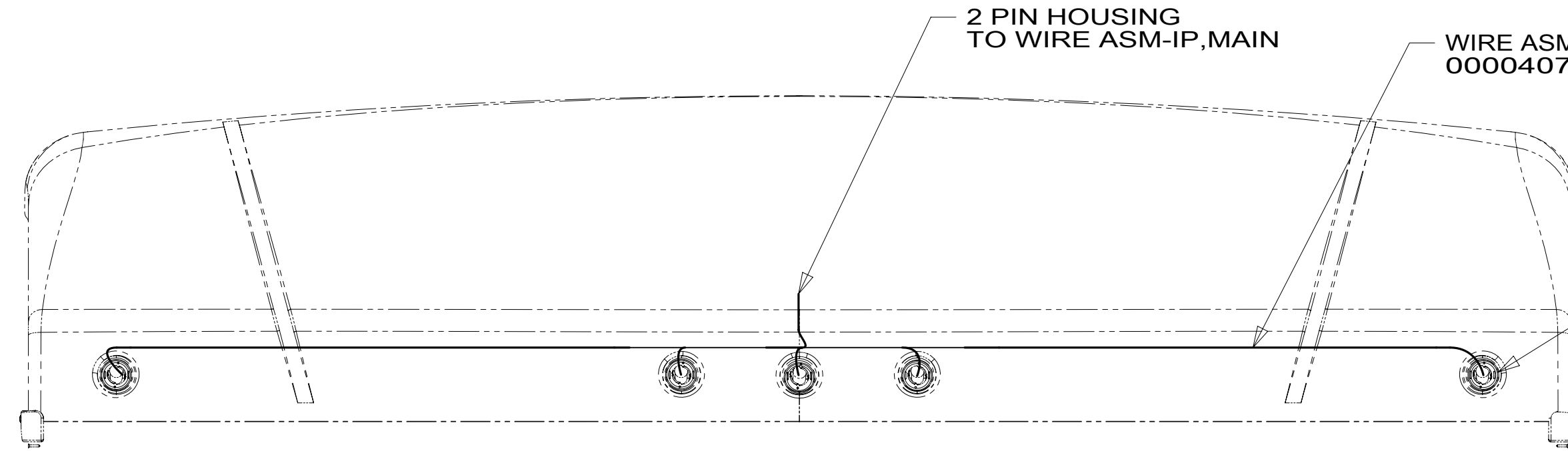
5

4

3

2

1



VIEW CA

265 CODES/STANDARDS-CSA/CMVSS  
 1B1 CODES/STANDARDS USA

FOR ELECTRICAL TORQUE SPECIFICATIONS SEE DWG NO. 128783-01-000

FOR ELECTRICAL CALLOUTS SEE DWG NO. 121339-01-000

DESCRIPTION:	1B1 265	
<b>WIRING INSTL-EXTERIOR LAMPS</b>		
SHEET:	ITEM/PART NO:	REV
3 OF 3	000040037 / 31923601000	

8

7

6

5

4

3

2

1

13-Feb-2018