

8

7

6

5



4

3

2

1

CABLE ASM-COACH BATTERY GND (BLK)		133567-12-006
CABLE ASM-GENERATOR (GRN)		141415-42-086
CABLE ASM-GENERATOR GND (BLK)		133566-12-008
LEVELING SYSTEM POWER CABLE (BLU)	60M	141415-29-034
LEVELING SYSTEM GND CABLE (BLK)	60M	133566-12-008
CABLE ASM-STARTER (RED)		141416-32-026
CABLE ASM-CHASSIS BATTERY FUSE (RED)		141415-32-014
CABLE ASM-INVERTER (ORG)		141415-62-008
CABLE ASM-INVERTER GND (BLK)		133566-12-012
CABLE ASM-INVERTER CASE GND (GND)		136145-05-016

- 60M HYDRAULIC LEVEL JACKS-AUTO
- 265 CODES/STANDARDS-CSA/CMVSS
- 1B1 CODES/STANDARDS USA

1B1 265



COPYRIGHT 2016 WINNEBAGO INDUSTRIES, INC.

DSNR:		ALL DIMENSIONS ARE IN MILLIMETERS	
DFFR:		MATERIAL:	
UNSPECIFIED TOLERANCES:			
WHOLE DIM (X)	: 3		
ONE-PLACE (X.X)	: 1.5		
TWO-PLACE (X.XX)	: 0.50		
ANGLE	: 1°		

REFER TO ES0018 FOR FASTENER TIGHTENING GUIDELINES	WEIGHT: (LBS)	FIRST USED:
		18 V30R

FOR ELECTRICAL TORQUE SPECIFICATIONS SEE DWG NO. 128783-01-000

FOR ELECTRICAL CALLOUTS SEE DWG NO. 121339-01-000

DESCRIPTION: **BATTERY INSTL**

SHEET:	ITEM/PART NO.:	REV:
1 OF 4	000037387 / 31853701000	

REF: 1 15-Jan-2018

8

7

6

5



4

3

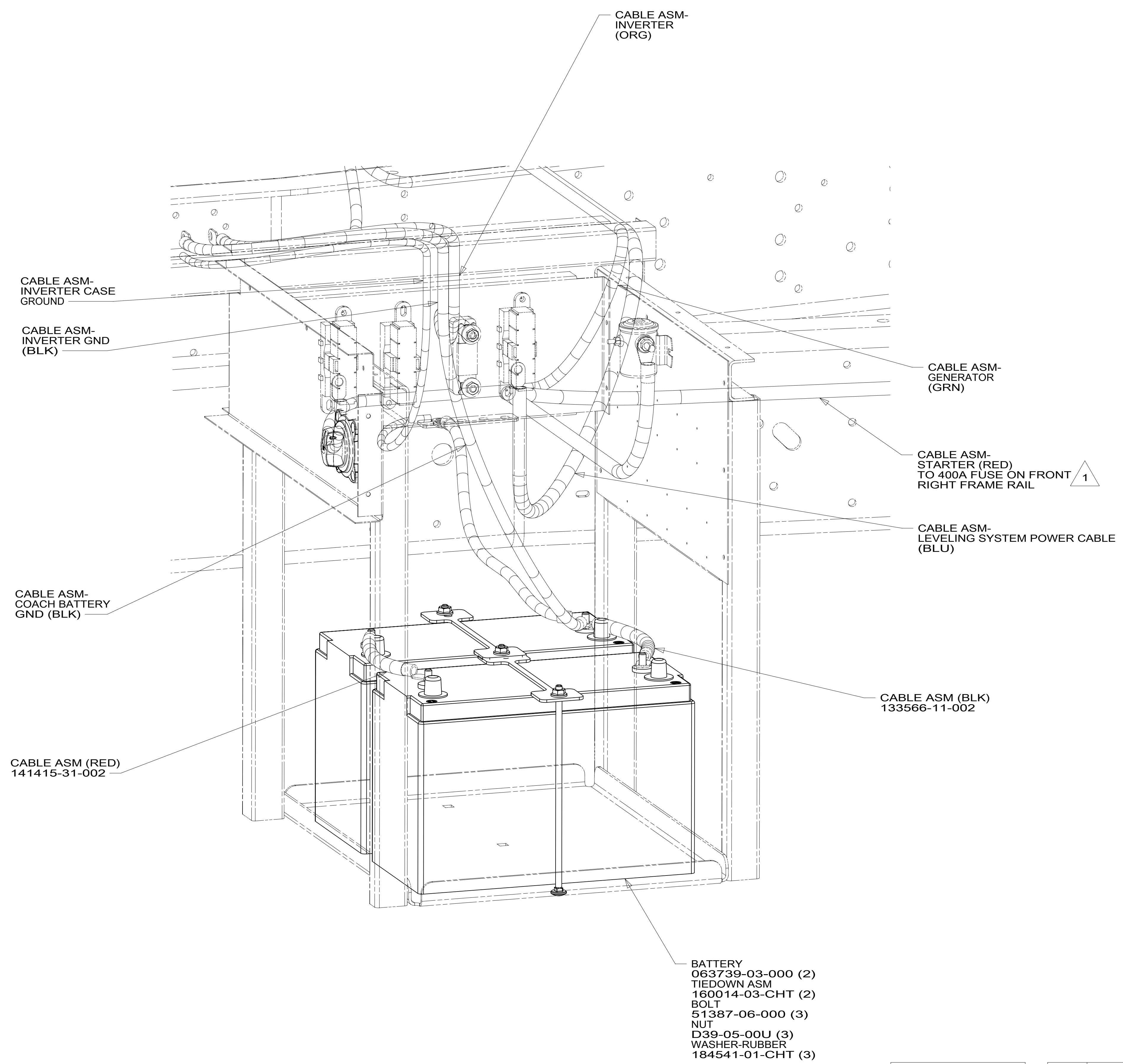
2

1

15-Jan-2018

8 7 6 5 4 3 2 1

D
C
B
A



1 SEE WIRING INSTL-CHASSIS FOR ADDITIONAL INFORMATION.

NOTES:

FOR ELECTRICAL TORQUE SPECIFICATIONS SEE DWG NO. 128783-01-000

FOR ELECTRICAL CALLOUTS SEE DWG NO. 121339-01-000

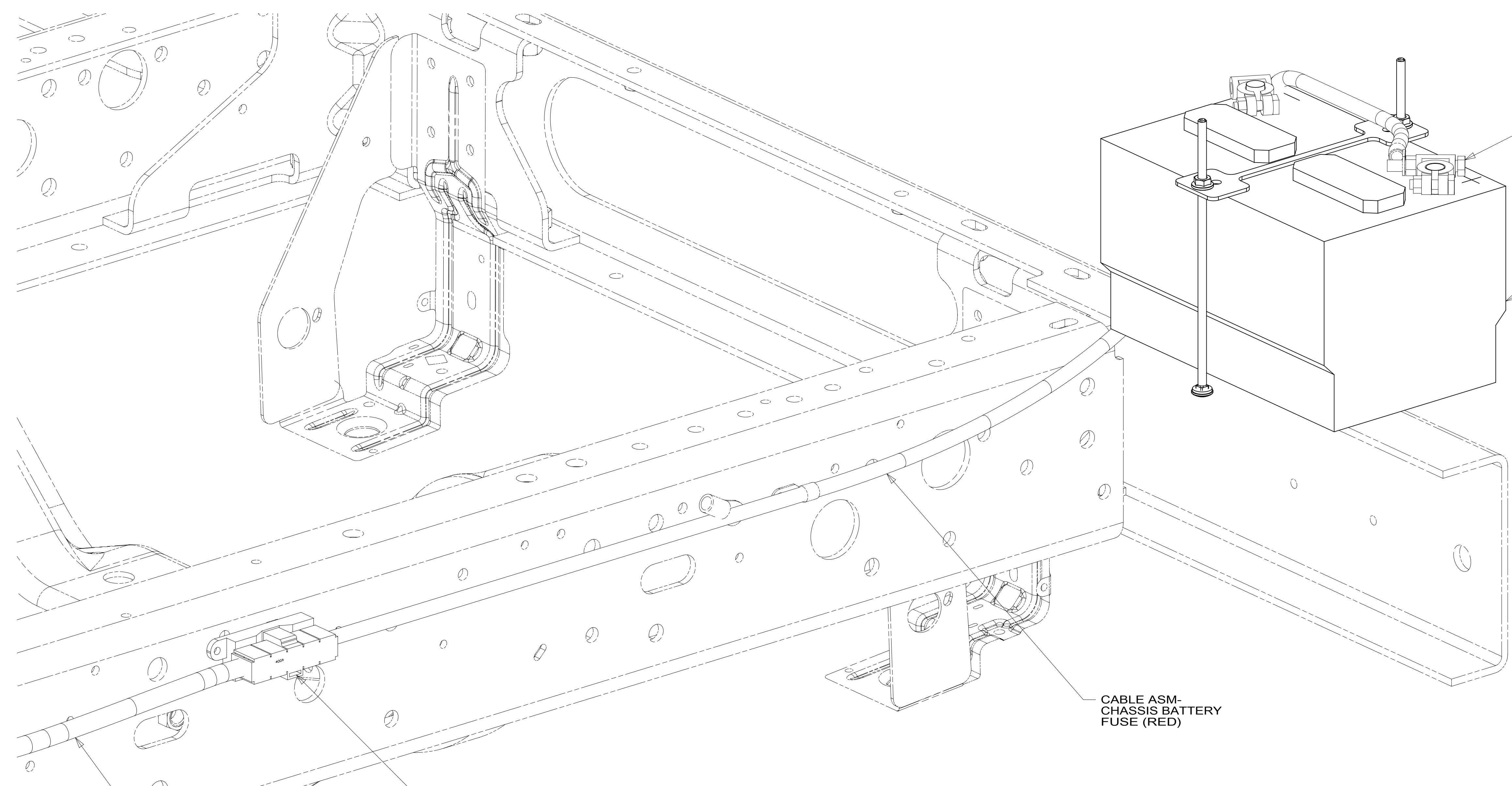
265 CODES/STANDARDS-CSA/CMVSS
1B1 CODES/STANDARDS USA

1B1 265	
DESCRIPTION: BATTERY INSTL	
SHEET: 2 OF 4	ITEM/PART NO: 000037387 / 31853701000
REV 1 15-Jan-2018	

8 7 6 5 4 3 2 1

8 7 6 5 4 3 2 1

D
C
B
A



TERMINAL-BATTERY
047441-01-000

BATTERY
(CHASSIS SUPPLIED)
TIEDOWN ASM
160014-03-CHT
BOLT
51387-06-000 (2)
NUT
D39-05-00U (2)
WASHER-RUBBER
184541-01-CHT (2)

CABLE ASM-
CHASSIS BATTERY
FUSE (RED)

FUSE HOLDER
188460-01-000
FUSE-400A
188461-03-000
SCREW
G42-04-12U (2)

CABLE ASM-
STARTER (RED)

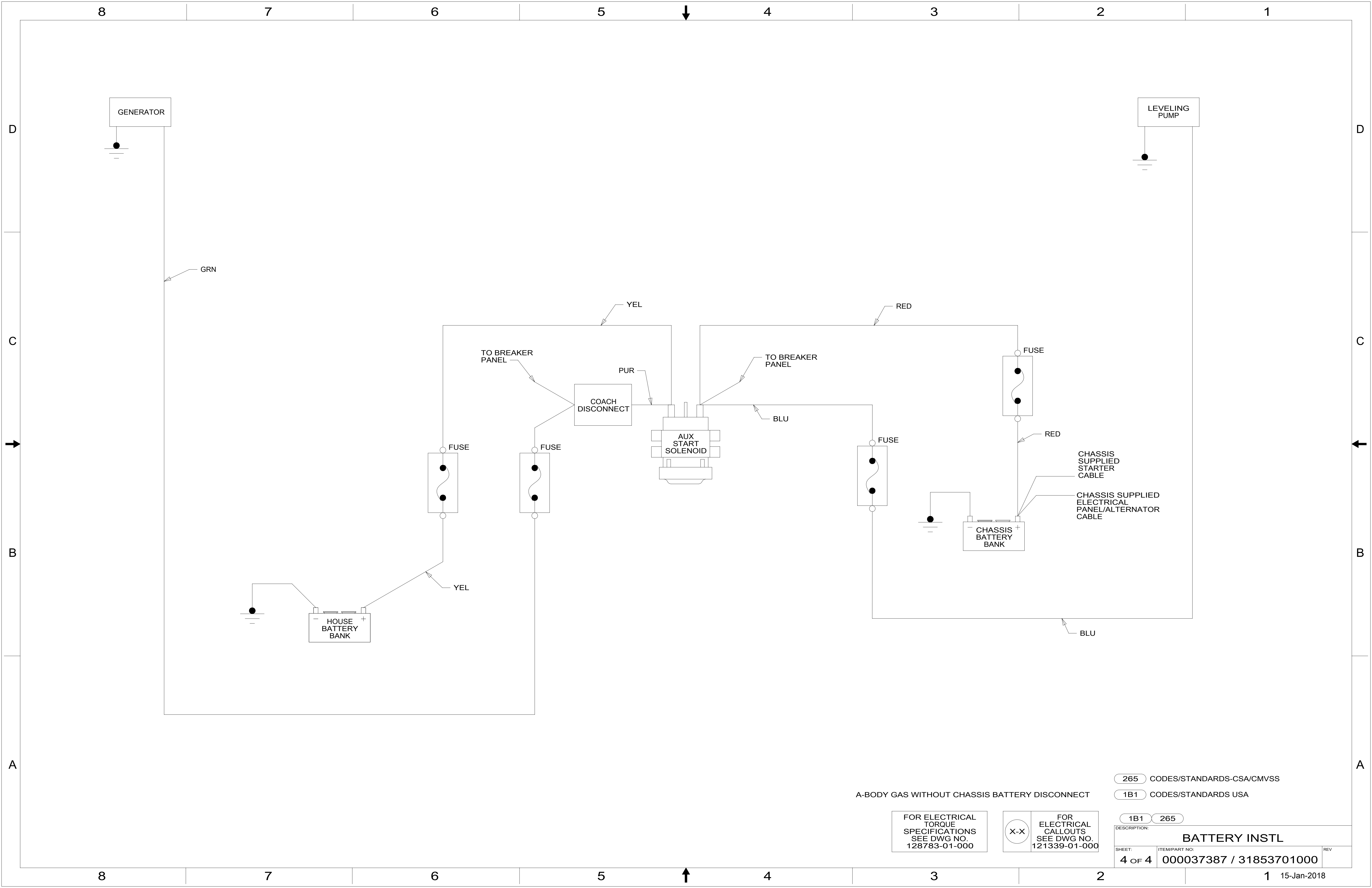
265 CODES/STANDARDS-CSA/CMVSS
1B1 CODES/STANDARDS USA

FOR ELECTRICAL
TORQUE
SPECIFICATIONS
SEE DWG NO.
128783-01-000

FOR
ELECTRICAL
CALLOUTS
SEE DWG NO.
121339-01-000

DESCRIPTION:		1B1 265	
BATTERY INSTL			
SHEET:	ITEM/PART NO.:	REV	
3 OF 4	000037387 / 31853701000		

8 7 6 5 4 3 2 1 15-Jan-2018



A-BODY GAS WITHOUT CHASSIS BATTERY DISCONNECT

FOR ELECTRICAL TORQUE SPECIFICATIONS SEE DWG NO. 128783-01-000

FOR ELECTRICAL CALLOUTS SEE DWG NO. 121339-01-000

- 265 CODES/STANDARDS-CSA/CMVSS
- 1B1 CODES/STANDARDS USA

DESCRIPTION:		1B1 265	
BATTERY INSTL			
SHEET:	ITEM/PART NO.:	REV	
4 OF 4	000037387 / 31853701000		