

3. AT MINIMUM ALL WIRES TO BE SUPPORTED AND SECURED PER CODE REQUIREMENTS. USE CLAMP 10495 OR 10497 OR WIRE TIE 8343 OR 108046 AND SCREW G67-XX-XXX OR G56-XX-XXX AS APPROPRIATE FOR INSTALLATION.

- 2 MARK CABLE WITH WRAP OF BLU TAPE AT EACH END.
- 1 MARK CABLE WITH WRAP OF PUR TAPE AT EACH END.

NOTES:

64A RELAY-STABILIZERS 63912-02-000

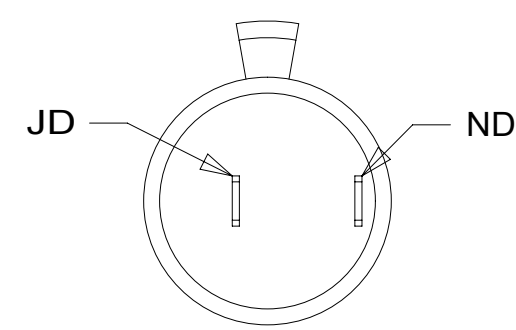
FOR ELECTRICAL TORQUE SPECIFICATIONS SEE DWG NO. 128783-01-000

FOR ELECTRICAL CALLOUTS SEE DWG NO. 121339-01-000

- 64A JACKS-STABILIZING, ELECTRIC
- 265 CODES/STANDARDS-CSA/CMVSS
- 1B1 CODES/STANDARDS USA

WINNEBAGO
 COPYRIGHT 2016 WINNEBAGO INDUSTRIES, INC.

DSNR:	ALL DIMENSIONS ARE IN MILLIMETERS	
DFFR:	MATERIAL:	
UNSPECIFIED TOLERANCES:		
WHOLE DIM (X)	: 3	
ONE-PLACE (X.X)	: 1.5	
TWO-PLACE (X.XX)	: 0.50	
ANGLE	: 1°	
REFER TO ES0018 FOR FASTENER TIGHTENING GUIDELINES	WEIGHT: (LBS)	FIRST USED:
		18 322M
DESCRIPTION:		
WIRING INSTL-BODY, 12V		
SHEET:	ITEM/PART NO.	REV
1 OF 4	000030289 / 31665801000	
REF:		



DETAIL BA

LIGHT-LED,ROUND W/SWITCH,3.5 PLASTIC
000166892 / 329927-01-CHT (2)
SCREW
G13-06-10U (6)
CONNECTOR
58028-01-000 (4)

PANEL-MONITOR, W/GEN
000167995 / 330356-01-CHT

SWITCH
DETAIL CB

TO WIRE ASM-
SIDEWALL

SWITCH
DETAIL CD

SWITCH-BATTERY
DISCONNECT
DETAIL CA

RELAY-AWNING
63912-02-000
SCREW
G11-08-12U

WIRE ASM-AWNING CONTROL
00006616 / 310399-01-000

PLATE-WALL,
COAX EXTERIOR
183638-01-CHT
(COAX-YEL)
SCREW
G39-08-16U (3)

15, 12, 6 PIN HSG
TO WIRE ASM-CHASSIS

TO FURNACE
DETAIL AB

WIRE ASM-RIGHT
000035759 / 318123-01-000

WIRE ASM-HEATER,TANKS
000035438 / 318010-01-000
(CONNECTS TO
WIRE ASM-HEATER,RELAY)

TO WIRE
ASM-RIGHT

SPLITTER-TV,3-WAY
86756-02-000

HDMI SPLITTER
(REF)

TO WIRE ASM-ROOF
COAX (RED, BLU)

PLATE-WALL,ANT/CABLE/1
179004-02-CHT
SCREW
G12-06-16U (2)

CABLE-HDMI
165308-02-000

TO RANGE HOOD

SWITCH
DETAIL CE

REMOTE PANEL-INVERTER
000037772 / 318694-01-CHT
CABLE-DATA, CSW INVERTER,25FT
000038250 / 318769-01-000
SCREW
G11-06-08U (2)
SWITCH-BEZEL
135742-01-CHT
SWITCH-BASE
135741-01-CHT
SWITCH-BLANK
138253-01-CHT
SCREW
G11-08-08U (2)

SWITCH
DETAIL CC

TO REFRIGERATOR

PLATE-WALL
000030637 / 316755-01-CHT
GROMMET
114208-01-000
PLATE-WALL
149557-13-CHT
SCREW
G12-06-06U (2)

RELAY-TANK HEATERS
63912-02-000
SCREW
G11-08-12U
WIRE ASM-HEATER, RELAY
153891-01-000
(CONNECTS TO
WIRE ASM-RIGHT)

WIRE ASM-TANK
AUX HOLDING
151316-03-000

WIRE ASM-TANK
MAIN HOLDING
151317-03-000

6 SEE DRAINAGE SYSTEM INSTALLATION FOR ADDITIONAL INFORMATION.

5 WIRE ROUTED ALONG DRAINAGE PIPE AND CONNECTED TO PIPE WITH TIE-WIRE 8343-04-000.

4 ROUTE DATA CABLE WITH WIRE ASM-RIGHT FROM REMOTE PANEL TO INVERTER.

3 ROUTE HDMI CABLE WITH WIRE ASM-RIGHT FROM FRONT TV TO BEDROOM TV.

2. AT MINIMUM ALL WIRES TO BE SUPPORTED AND SECURED PER CODE REQUIREMENTS. USE CLAMP 10495 OR 10497 OR WIRE TIE 8343 OR 108046 AND SCREW G67-XX-XXX OR G56-XX-XXX AS APPROPRIATE FOR INSTALLATION.

1 SEE WIRING INSTL-TV/DVD FOR ADDITIONAL INFORMATION.

NOTES:

- 40A INVERTER-DC/AC WITHOUT
- 401 INVERTER-DC/AC, 1000 WATT
- 23R DRAINAGE SYSTEM/HEAT-PREWIRE
- 23T DRAINAGE SYSTEM-HEATED
- 68X TV - BEDROOM
- 52N AWNING - PATIO, ELECTRIC
- 68T TV - BEDROOM WITHOUT
- 265 CODES/STANDARDS-CSA/CMVSS
- 1B1 CODES/STANDARDS USA

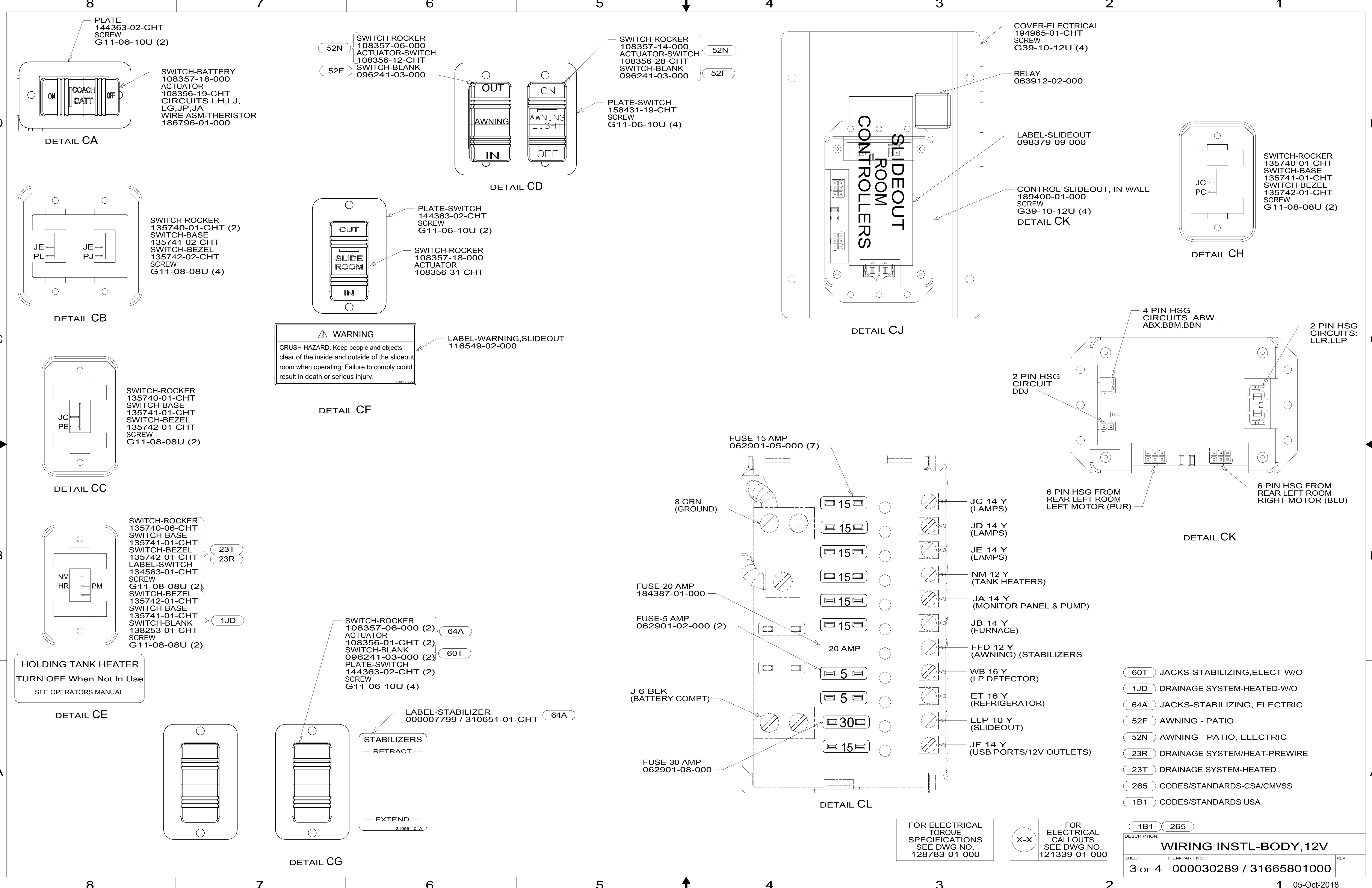
FOR ELECTRICAL
TORQUE
SPECIFICATIONS
SEE DWG NO.
128783-01-000

FOR
ELECTRICAL
CALLOUTS
SEE DWG NO.
121339-01-000

1B1 265

DESCRIPTION:
WIRING INSTL-BODY,12V

SHEET: 2 OF 4 ITEM/PART NO: 000030289 / 31665801000 REV



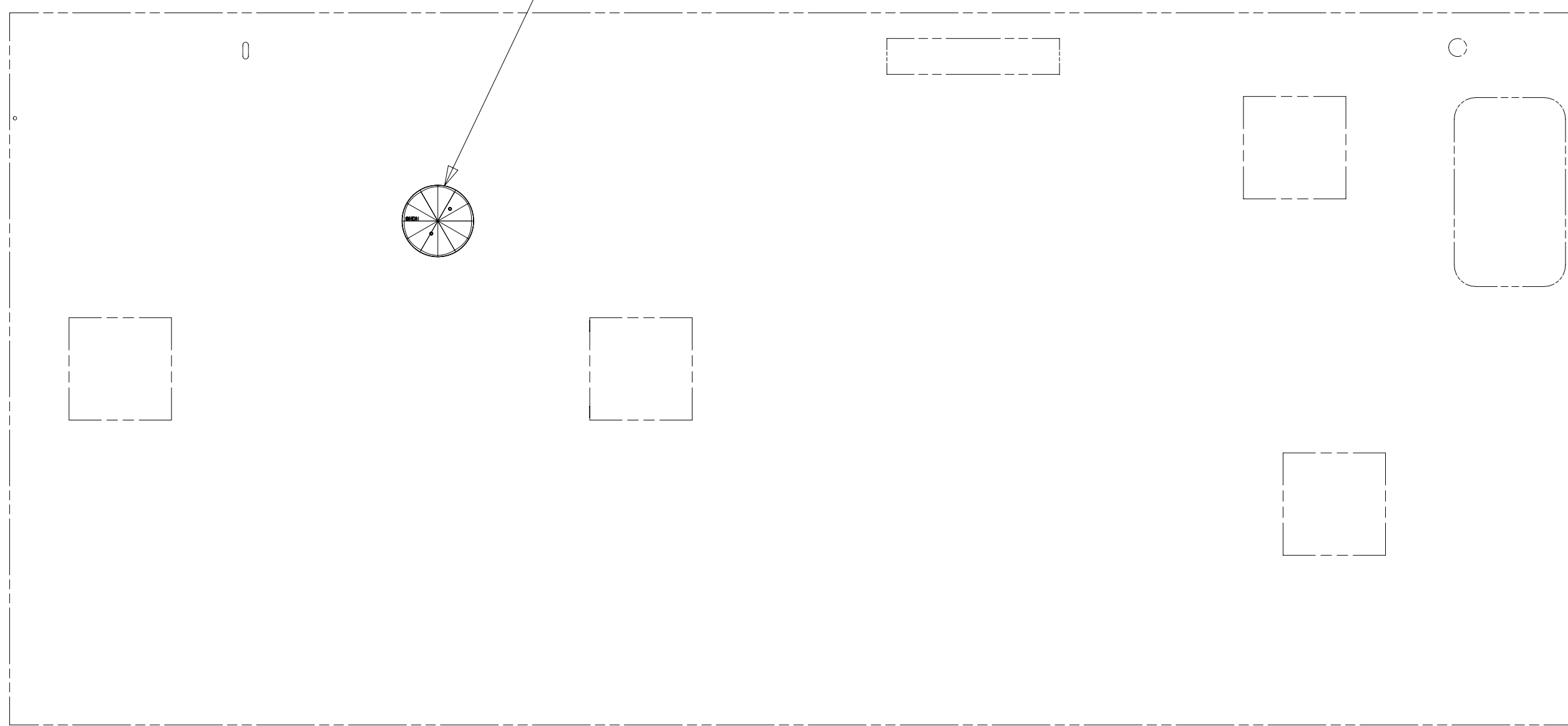
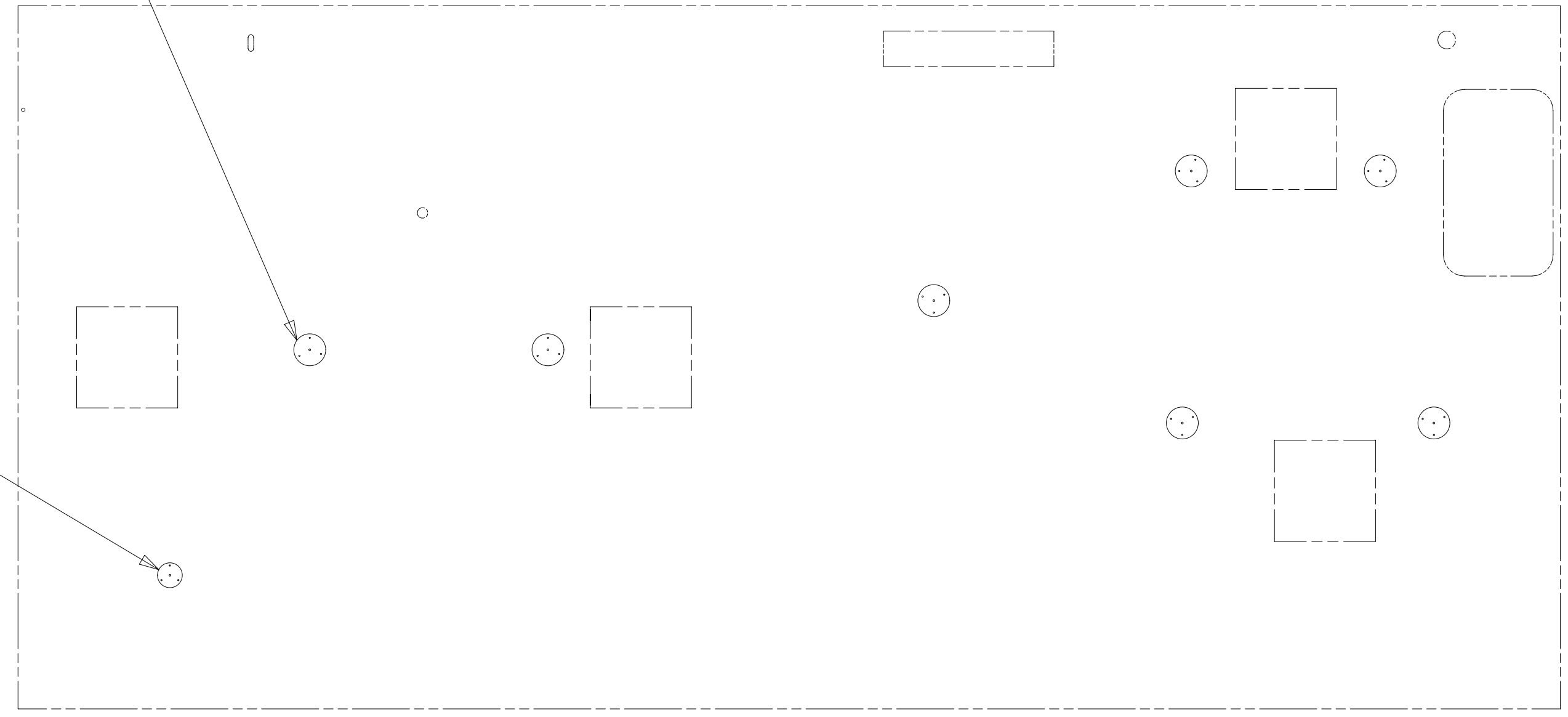
8 7 6 5 4 3 2 1

LIGHT-LED,ROUND 4.5 PLASTIC
000166889 / 329926-01-CHT (7)
SCREW
G13-06-16U (21)
CONNECTOR
58028-01-000 (14)

LIGHT-LED,ROUND W/SWITCH,3.5 PLASTIC
000166892 / 329927-01-CHT
SCREW
G13-06-16U (3)
CONNECTOR
58028-01-000 (2)

ANTENNA-TV, OMNIDIRECTIONAL
000171487 / 331386-01-CHT
SCREW
G67-10-16U (4)

1J8 1



1 SEE ANTENNA INSTALLATION MANUAL FOR
CORRECT INSTALLATION PROCEDURE.

NOTES:

FOR ELECTRICAL
TORQUE
SPECIFICATIONS
SEE DWG NO.
128783-01-000

FOR
ELECTRICAL
CALLOUTS
SEE DWG NO.
121339-01-000

- 1J8 TV ANTENNA-OMNI DIRECTIONAL
- 265 CODES/STANDARDS-CSA/CMVSS
- 1B1 CODES/STANDARDS USA

1B1 265

DESCRIPTION:
WIRING INSTL-BODY, 12V

SHEET: 4 OF 4 ITEM/PART NO: 000030289 / 31665801000 REV

8 7 6 5 4 3 2 1 05-Oct-2018