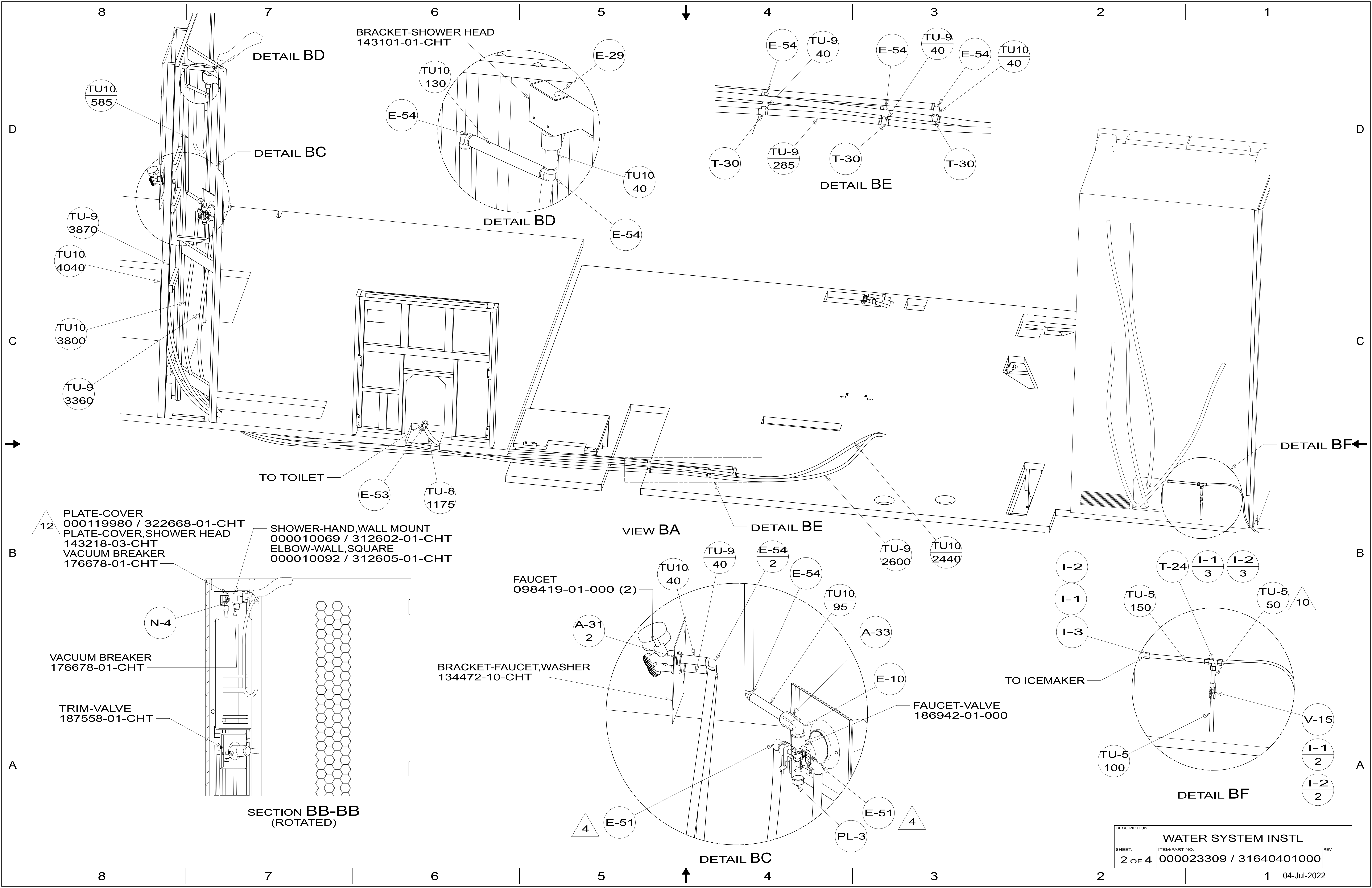


WATER TANK INSTL-REF
(SEE FRAME ASM-CHASSIS)

- NOTES:
1. PLASTIC FITTINGS TO BE SEALED WITH SEALANT 084456-01-000.
 2. TUBING TO BE INSTALLED WITH SUFFICIENT SLOPE TO PROVIDE DRAINAGE TO NEAREST VALVE.
 3. ALL TUBING TO BE SECURED AT 1200 INTERVALS MAXIMUM WITH CLAMP 010495-01-000 AND SCREW 000G67-10-12U OR EQUIVALENT.
 4. ADD TEFLON TAPE 010405-02-000.
 5. ADD PIPE WRAP (LADDER SCRAP 110157-02-000) INSULATION.
 6. LABEL HOT AND COLD SUPPLY TUBES AND TAPE FITTING TO TUBE BEFORE CABINET SET TO PREVENT MOVEMENT.
 7. ALL CRIMP FITTINGS TO PEX TUBING REQUIRE 5/8" CLAMP 000156248 / 326669-01-000.
 8. ALL CRIMP FITTINGS TO PEX TUBING REQUIRE 1/2" CLAMP 000156249 / 326670-01-000.
 9. FLUSHING SYSTEM REQUIRES 125697-06-000 INSTRUCTION SHEET.
 10. VALVE MUST REMAIN OPEN AFTER WATER TEST.
 11. REQUIRES 5 GALLONS OF 182955-01-000 ANTIFREEZE FOR WINTERIZATION.
 12. FOR INSTALLATION USE SILICON-ADHESIVE 131264-05-CHT. APPLY ON TOP OF PLATE, PLACE COVER ON, AND PUT ADHESIVE AROUND COVER.

X-X
FOR WATER CALLOUTS SEE DWG NO. 000209446 / 303369-01-000

WINNEBAGO [®]		COPYRIGHT 2022 WINNEBAGO INDUSTRIES, INC.	
DSNR:		ALL DIMENSIONS ARE IN MILLIMETERS	
DFTR:			
UNSPECIFIED TOLERANCES:		MATERIAL:	
WHOLE DIM (X) :	3		
ONE-PLACE (X.X) :	1.5		
TWO-PLACE (X.XX) :	0.50		
ANGLE :	1°		
REFER TO ES0018 FOR FASTENER TIGHTENING GUIDELINES		WEIGHT: (LBS)	FIRST USED: (REF)
			18 R45PL
DESCRIPTION: WATER SYSTEM INSTL			
SHEET:	ITEM/PART NO.:	REV	
1 OF 4	000023309 / 31640401000		
REF:		1 04-Jul-2022	



- 12 PLATE-COVER 000119980 / 322668-01-CHT
- PLATE-COVER, SHOWER HEAD 143218-03-CHT
- VACUUM BREAKER 176678-01-CHT

- SHOWER-HAND, WALL MOUNT 000010069 / 312602-01-CHT
- ELBOW-WALL, SQUARE 000010092 / 312605-01-CHT

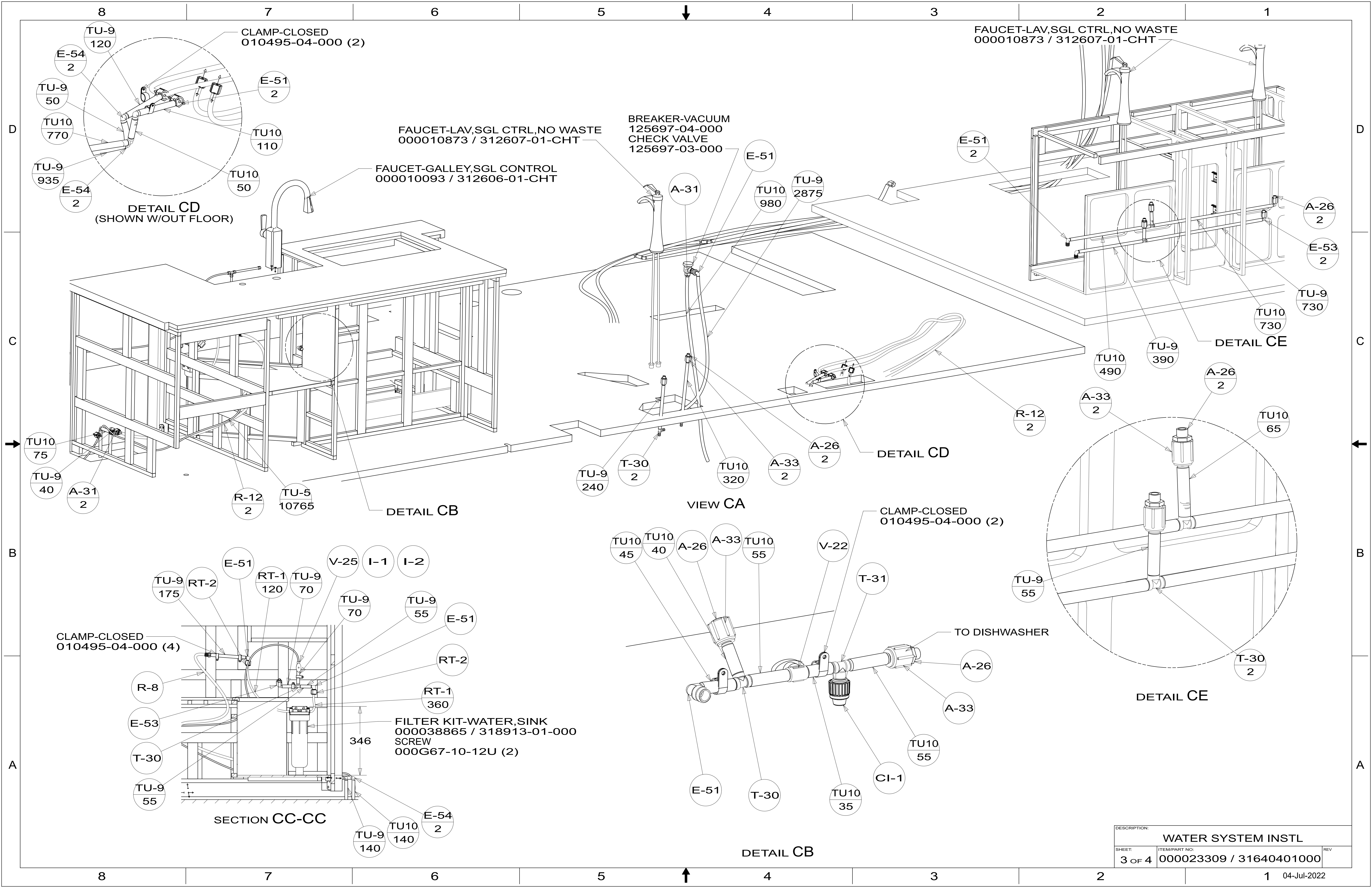
- VACUUM BREAKER 176678-01-CHT
- TRIM-VALVE 187558-01-CHT

BRACKET-FAUCET, WASHER 134472-10-CHT

FAUCET 098419-01-000 (2)

FAUCET-VALVE 186942-01-000

DESCRIPTION:		
WATER SYSTEM INSTL		
SHEET:	ITEM/PART NO.:	REV
2 OF 4	000023309 / 31640401000	



FAUCET-LAV,SGL CTRL,NO WASTE
000010873 / 312607-01-CHT

FAUCET-LAV,SGL CTRL,NO WASTE
000010873 / 312607-01-CHT

FAUCET-GALLEY,SGL CONTROL
000010093 / 312606-01-CHT

BREAKER-VACUUM
125697-04-000
CHECK VALVE
125697-03-000

DETAIL CD
(SHOWN W/OUT FLOOR)

DETAIL CE

VIEW CA

DETAIL CD

DETAIL CE

SECTION CC-CC

DETAIL CB

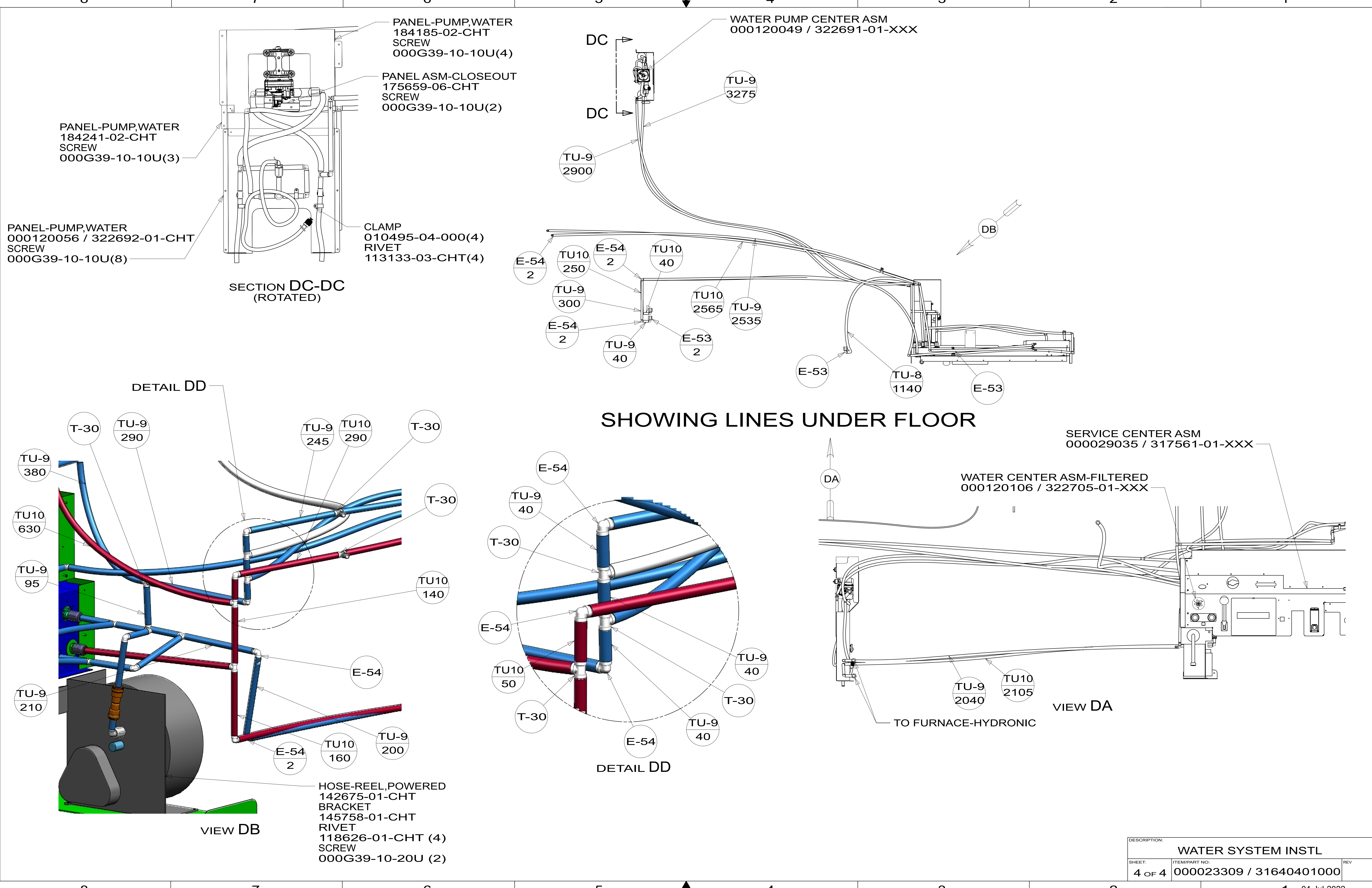
CLAMP-CLOSED
010495-04-000 (4)

FILTER KIT-WATER,SINK
000038865 / 318913-01-000
SCREW
000G67-10-12U (2)

CLAMP-CLOSED
010495-04-000 (2)

TO DISHWASHER

DESCRIPTION: WATER SYSTEM INSTL		
SHEET: 3 OF 4	ITEM/PART NO: 000023309 / 31640401000	REV
		04-Jul-2022



DESCRIPTION:		
WATER SYSTEM INSTL		
SHEET:	ITEM/PART NO.:	REV
4 OF 4	000023309 / 31640401000	