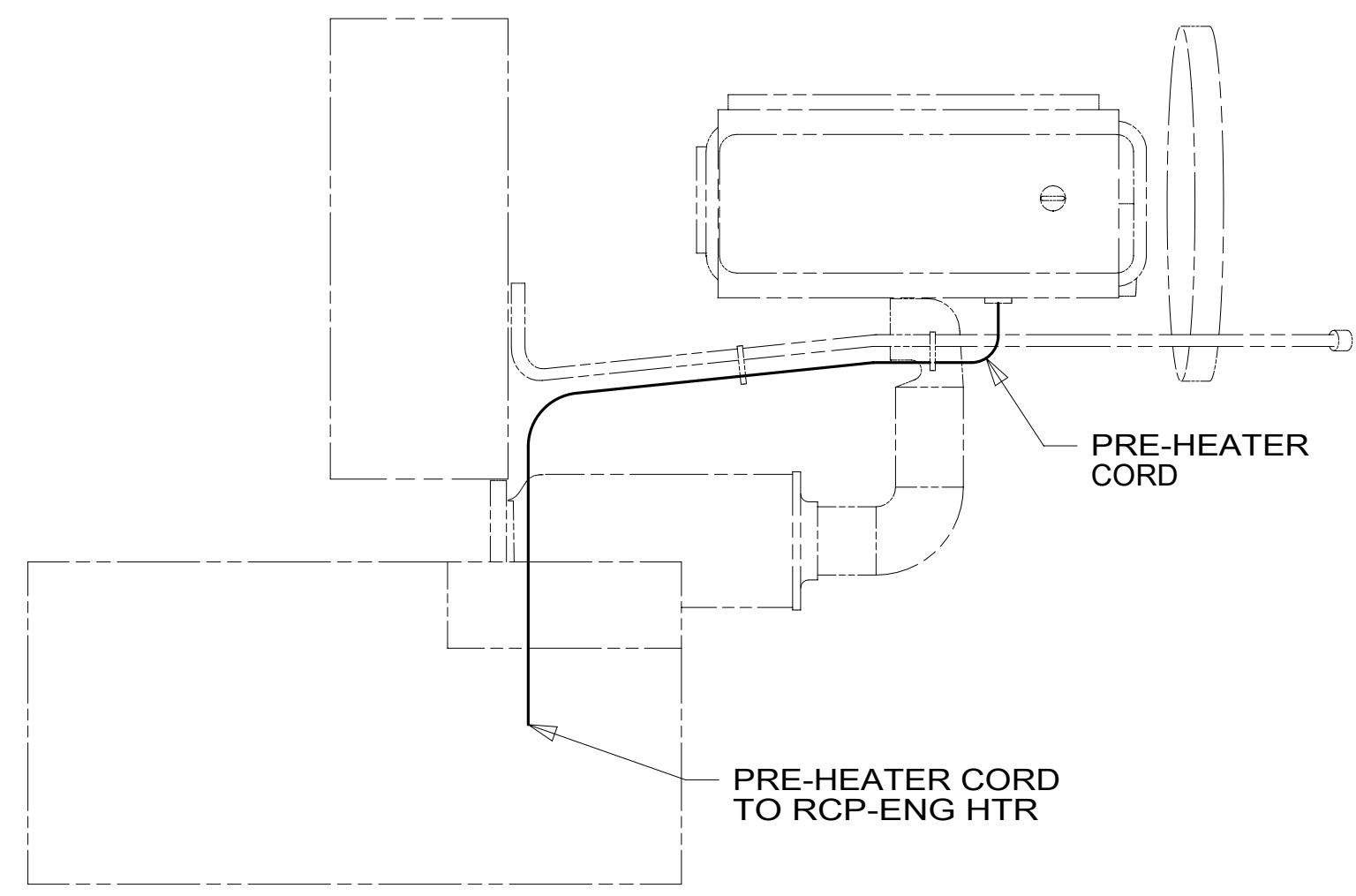


- 6 CLAMP 83610-01-000, SCREW G39-08-12B
- 5 CLAMP 10497-03-000, SCREW G39-08-12B
- 4 USE TIE-WIRE 8343-04-000 TO SECURE WIRES TO FLOOR SUPPORT FRAME AT LEAST ONCE EVERY 600MM.
- 3 SECURE CORD AWAY FROM ALL MOVING PARTS AND EXHAUST WITH WIRE-TIE 93147-01-000 AS REQUIRED
- 2 SEE WIRING INSTL-FRONT END FOR ADDITIONAL INFORMATION.
- 1 REST WIRE IN FRAME RAIL WHEN APPLICABLE.

NOTES:



DETAIL AA 3

FOR ELECTRICAL TORQUE SPECIFICATIONS SEE DWG NO. 128783-01-000

FOR ELECTRICAL CALLOUTS SEE DWG NO. 121339-01-000

- 265 CODES/STANDARDS-CSA/CMVSS
- 1B1 CODES/STANDARDS USA

- 1B1 265



DSNR:	ALL DIMENSIONS ARE IN MILLIMETERS	MATERIAL:
DIFFR:		
UNSPECIFIED TOLERANCES:		
WHOLE DIM (X)	3	
ONE-PLACE (X.X)	1.5	
TWO-PLACE (X.XX)	0.50	
ANGLE	1°	

REFER TO ES0018 FOR FASTENER TIGHTENING GUIDELINES

WEIGHT: (LBS) FIRST USED: 17 L36G

DESCRIPTION: WIRING INSTL-CHASSIS

SHEET: 1 OF 4 ITEM/PART NO: 000022815 / 31456401000 REF: 1 04-Dec-2017

8

7

6

5

4

3

2

1

PANEL-CLOSEOUT,  
ELECTRICAL  
175347-06-CHT  
SCREW  
G11-08-12U (4)

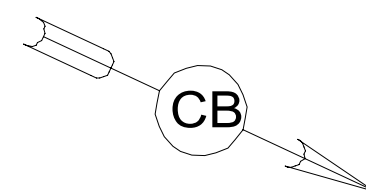
CIRCUIT BREAKERS  
DETAIL CA

PANEL-CLOSEOUT,  
ELECTRICAL  
175347-02-CHT (2)  
SCREW  
G39-10-12U (4)

FUSE BLOCK  
(CHASSIS SUPPLIED)  
(REF)

CHASSIS  
BATTERIES  
(REF)

FREIGHTLINER  
STARTER CABLE



CC

VIEW BA

265 CODES/STANDARDS-CSA/CMVSS

1B1 CODES/STANDARDS USA

1B1 265

FOR ELECTRICAL  
TORQUE  
SPECIFICATIONS  
SEE DWG NO.  
128783-01-000

FOR ELECTRICAL  
CALLOUTS  
SEE DWG NO.  
121339-01-000

DESCRIPTION: <b>WIRING INSTL-CHASSIS</b>		
SHEET: 2 OF 4	ITEM/PART NO: 000022815 / 31456401000	REV

D

C

B

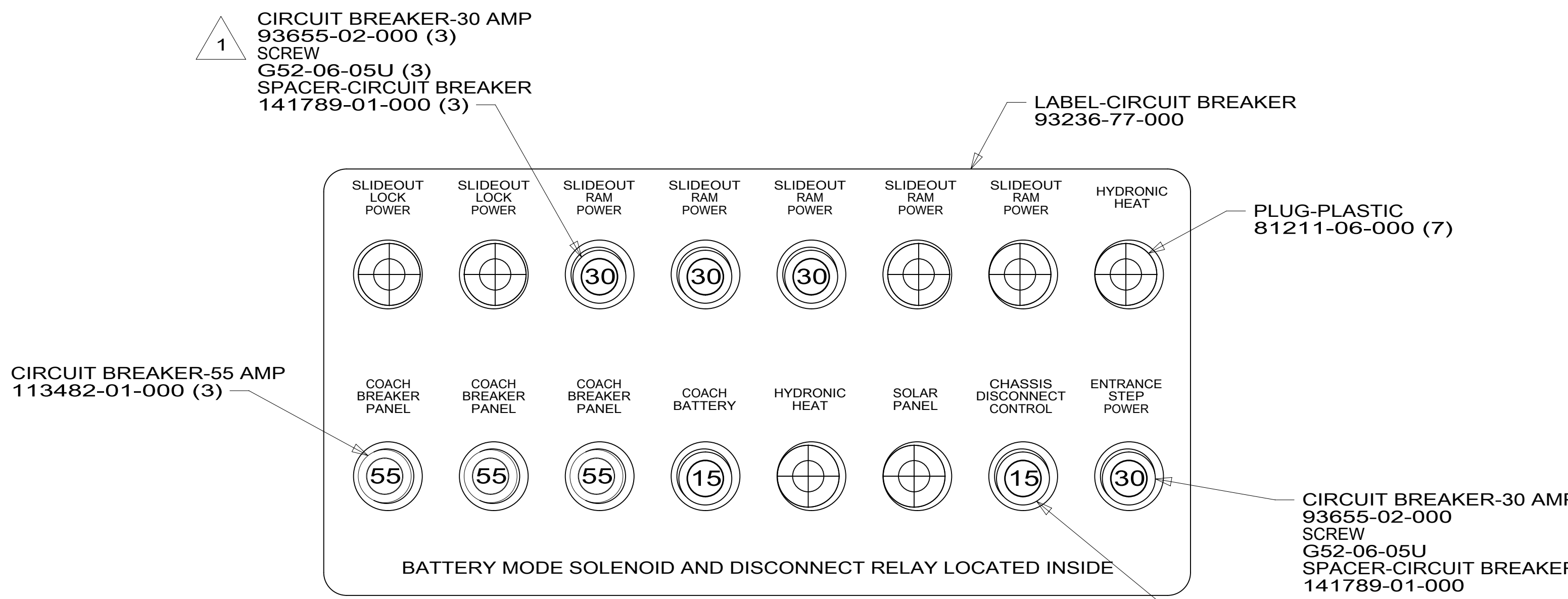
A

D

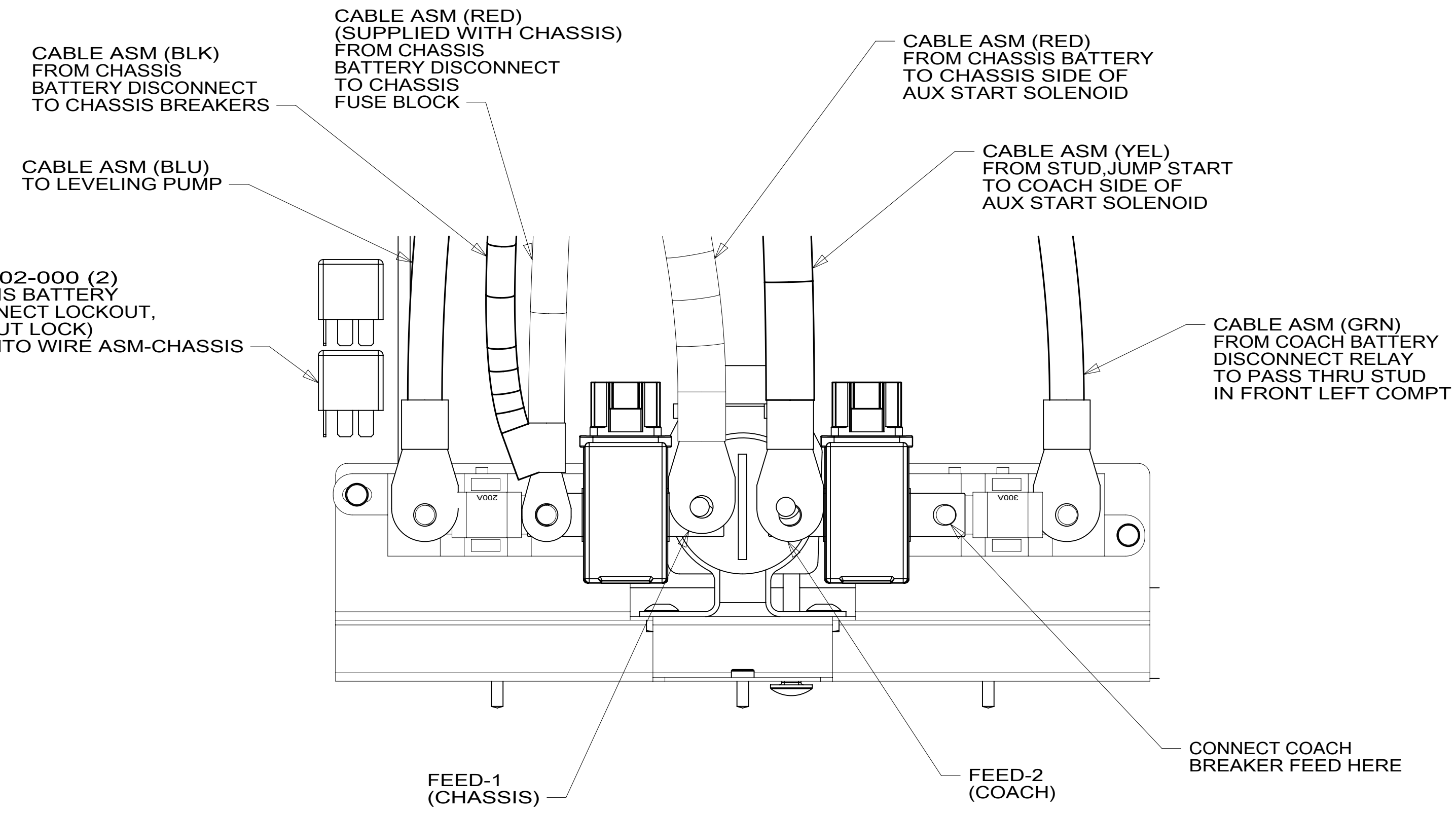
C

B

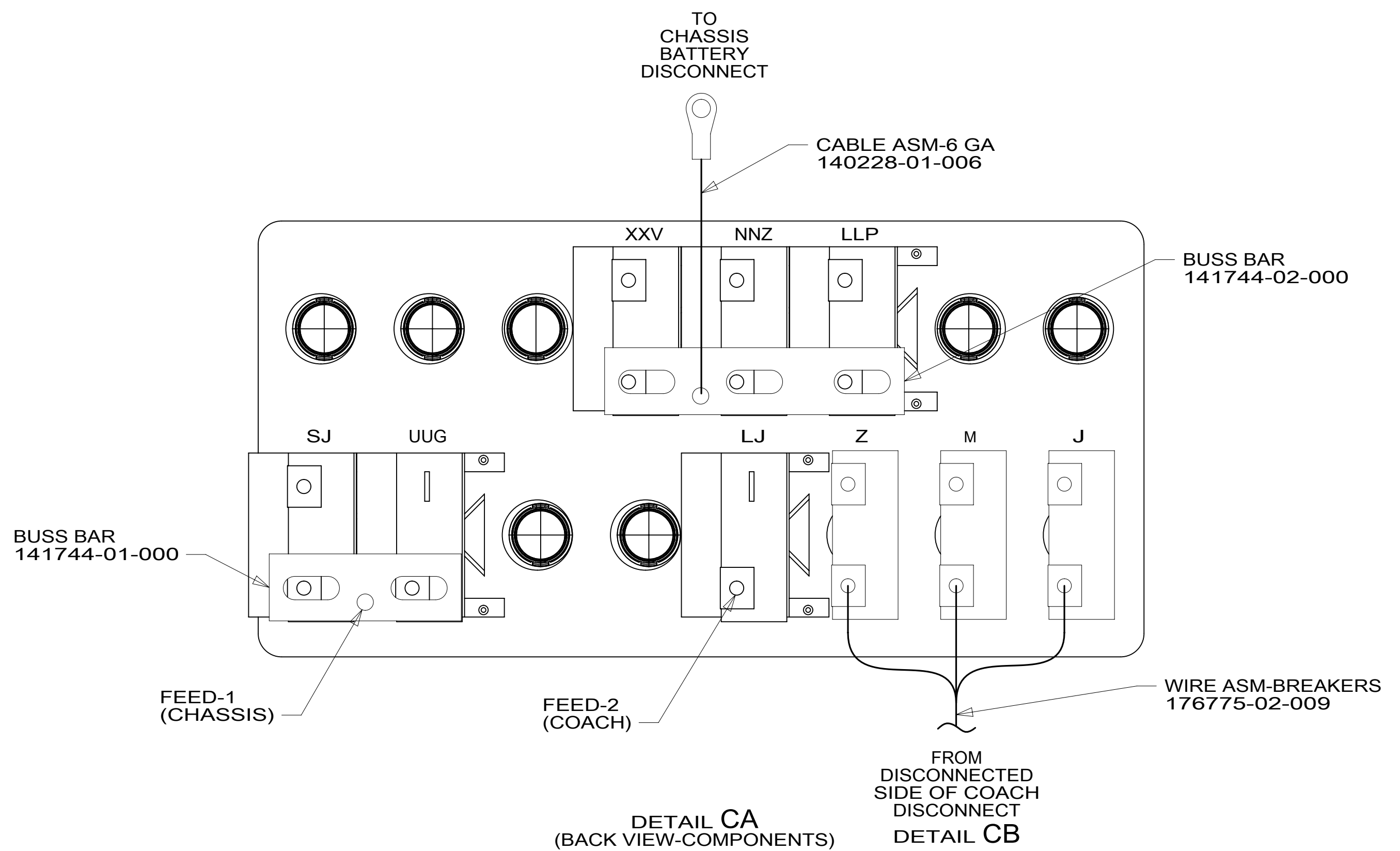
A



DETAIL CA

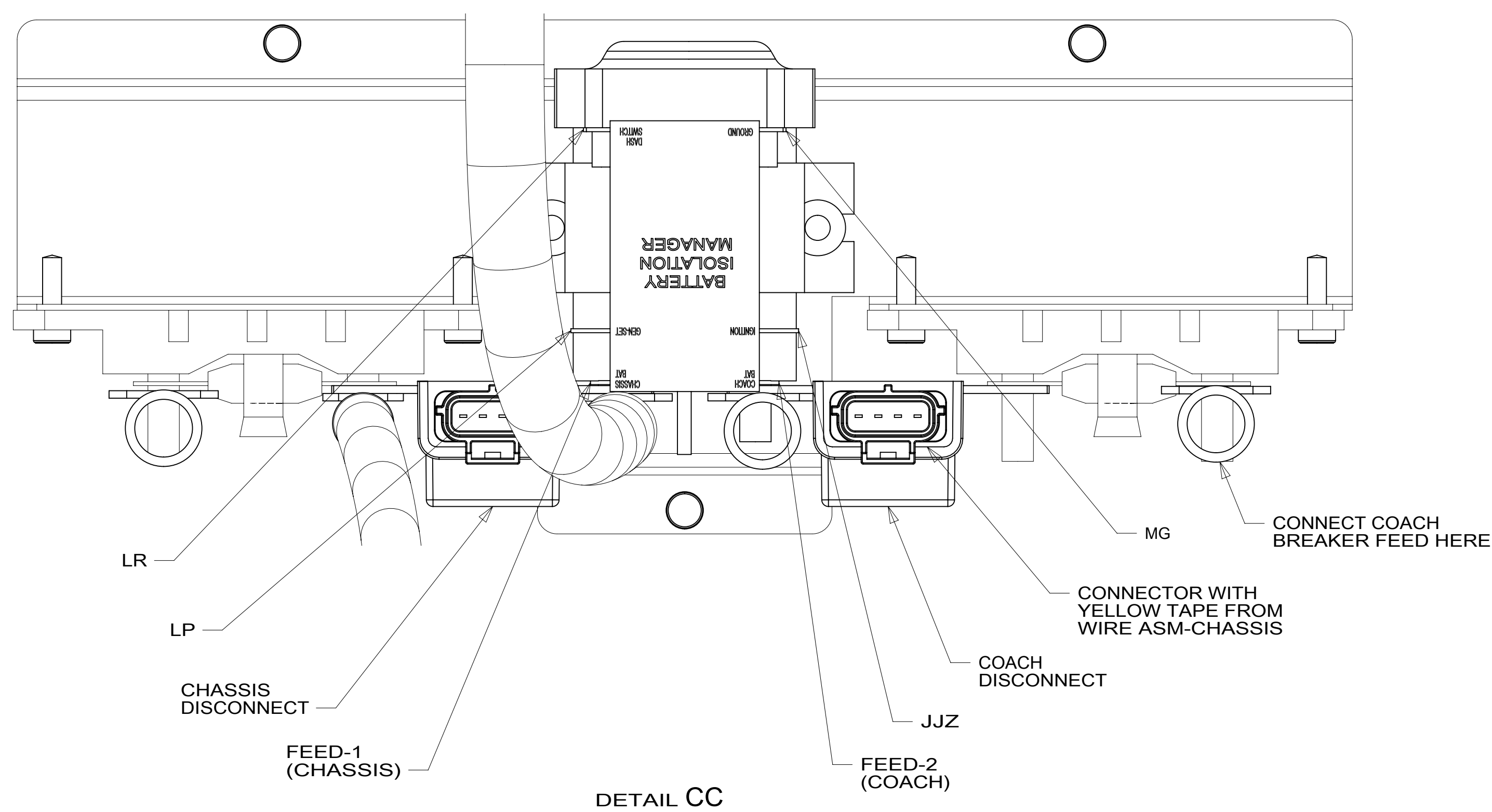


VIEW CB



DETAIL CA (BACK VIEW-COMPONENTS)

DETAIL CB



DETAIL CC

1 REPLACE EXISTING SCREW TO PROPERLY ATTACH BREAKER TO BUSS BAR.

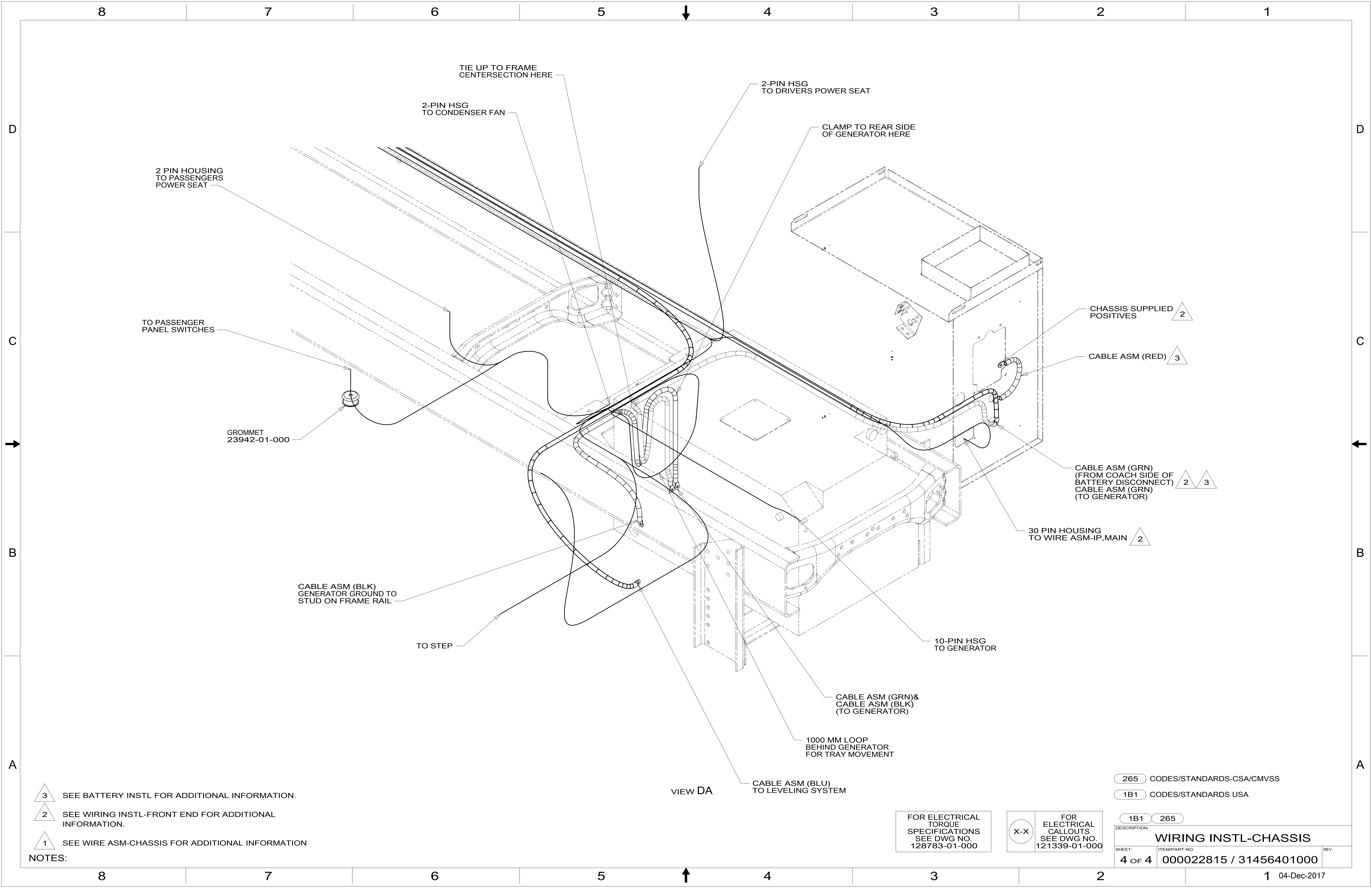
NOTES:

FOR ELECTRICAL TORQUE SPECIFICATIONS SEE DWG NO. 128783-01-000

X-X FOR ELECTRICAL CALLOUTS SEE DWG NO. 121339-01-000

265 CODES/STANDARDS-CSA/CMVSS  
1B1 CODES/STANDARDS USA

DESCRIPTION:	1B1 265	
<b>WIRING INSTL-CHASSIS</b>		
SHEET:	ITEM/PART NO.:	REV
3 OF 4	000022815 / 31456401000	



- 3 SEE BATTERY INSTL FOR ADDITIONAL INFORMATION.
- 2 SEE WIRING INSTL-FRONT END FOR ADDITIONAL INFORMATION.
- 1 SEE WIRE ASM-CHASSIS FOR ADDITIONAL INFORMATION

NOTES:

FOR ELECTRICAL TORQUE SPECIFICATIONS SEE DWG NO. 128783-01-000

FOR ELECTRICAL CALLOUTS SEE DWG NO. 121339-01-000

265 CODES/STANDARDS-CSA/CMVSS  
1B1 CODES/STANDARDS USA

DESCRIPTION:		1B1 265	
<b>WIRING INSTL-CHASSIS</b>			
SHEET:	ITEM/PART NO.:	REV	
4 OF 4	000022815 / 31456401000		