

8 7 6 5 4 3 2 1

D

D

C

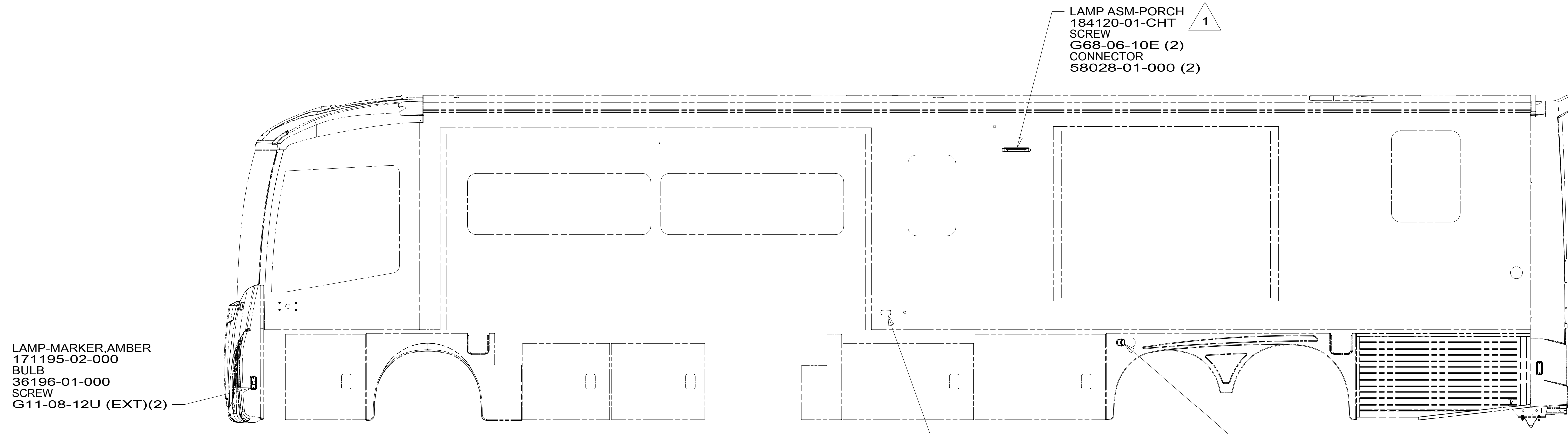
C

B

B

A

A

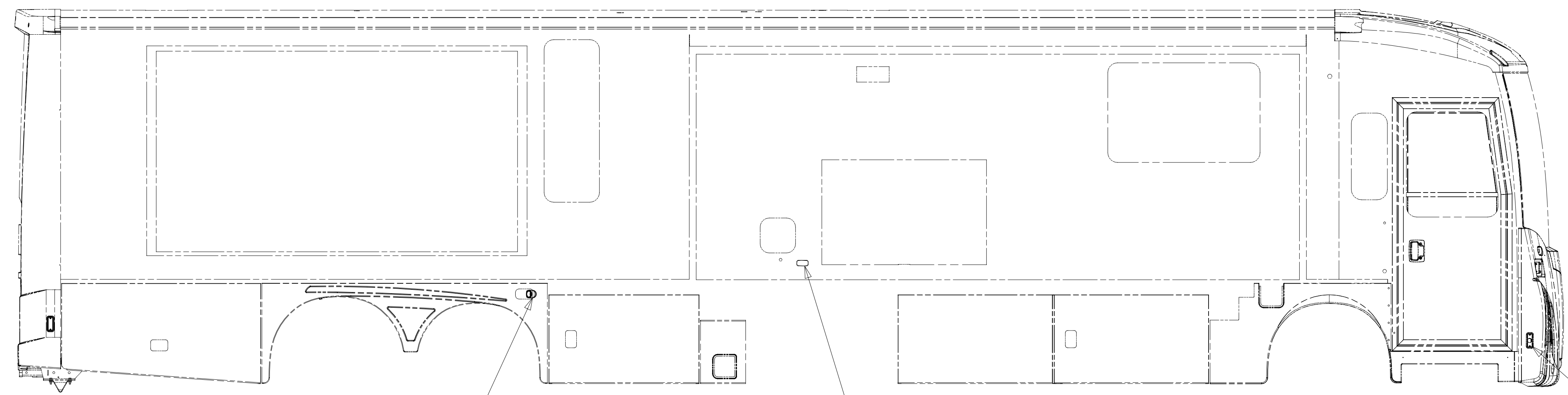


LAMP-MARKER,AMBER
171195-02-000
BULB
36196-01-000
SCREW
G11-08-12U (EXT)(2)

LAMP ASM-PORCH
184120-01-CHT
SCREW
G68-06-10E (2)
CONNECTOR
58028-01-000 (2)

LAMP-MARKER,W AMBER LENS,BLK
193802-03-000
SCREW
G11-08-12U (EXT)(2)
CONNECTOR
58028-01-000 (4)

LAMP ASM-AUXILLARY
129746-01-000
NUT
40921-05-000 (2)
SCREW
G39-08-10U (EXT) (3)
SHIM-STRIKER
120494-03-CHT (A/R)



LAMP ASM-AUXILLARY
129746-01-000
NUT
40921-05-000 (2)
SCREW
G39-08-12U (EXT) (3)
SHIM-STRIKER
120494-03-CHT (A/R)

LAMP-MARKER,W AMBER LENS,BLK
193802-03-000
SCREW
G11-08-12U (EXT)(2)
CONNECTOR
58028-01-000 (4)

LAMP-MARKER,AMBER
171195-02-000
BULB
36196-01-000
SCREW
G11-08-12U (EXT)(2)

265 CODES/STANDARDS-CSA/CMVSS

1B1 CODES/STANDARDS USA

1B1 265



DSNR:	ALL DIMENSIONS ARE IN MILLIMETERS	
DFFR:	MATERIAL:	
UNSPECIFIED TOLERANCES:		
WHOLE DIM (X) :		
ONE-PLACE (X.X) :		
TWO-PLACE (X.XX) :		
ANGLE :		
REFER TO ES0018 FOR FASTENER TIGHTENING GUIDELINES	WEIGHT: (LBS)	FIRST USED:

DESCRIPTION:
WIRING INSTL-EXTERIOR LAMPS

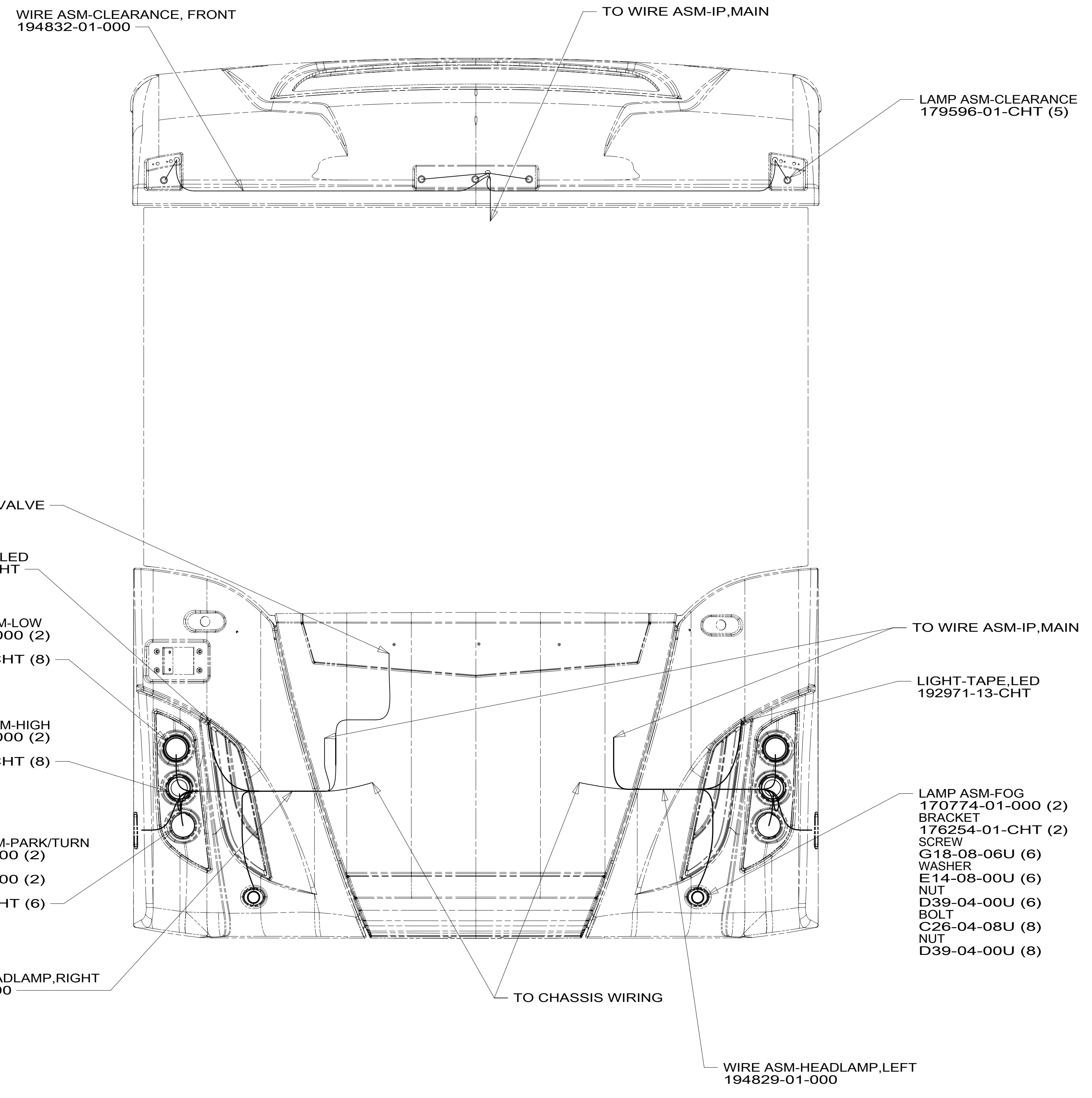
SHEET: 1 OF 3 ITEM/PART NO: 000002219 / 30011401000 REV

2 REMOVE AND REINSTALL AFTER PAINT.
1 INSTALL AFTER PAINT.

FOR ELECTRICAL TORQUE SPECIFICATIONS SEE DWG NO. 128783-01-000

X-X FOR ELECTRICAL CALLOUTS SEE DWG NO. 121339-01-000

8 7 6 5 4 3 2 1



2 THE 2 PIN HOUSING WITH CIRCUITS NB & DDM, FOR THE RIGHT SIDE, AND NB & DDL FOR THE LEFT SIDE IS TO BE PLUGGED INTO THE INBOARD HIGH BEAM HEADLAMP.

1 THE 2 PIN HOUSING WITH CIRCUITS NA & DDM, FOR THE RIGHT SIDE, AND NA & DDL FOR THE LEFT SIDE IS TO BE PLUGGED INTO THE OUTBOARD LOW BEAM HEADLAMP.

NOTES:

265 CODES/STANDARDS-CSA/CMVSS
1B1 CODES/STANDARDS USA

FOR ELECTRICAL TORQUE SPECIFICATIONS SEE DWG NO. 128783-01-000

FOR ELECTRICAL CALLOUTS SEE DWG NO. 121339-01-000

DESCRIPTION:	
1B1 265	
WIRING INSTL-EXTERIOR LAMPS	
SHEET:	ITEM/PART NO. REV
2 OF 3	000002219 / 30011401000

8 7 6 5 4 3 2 1

D

D

C

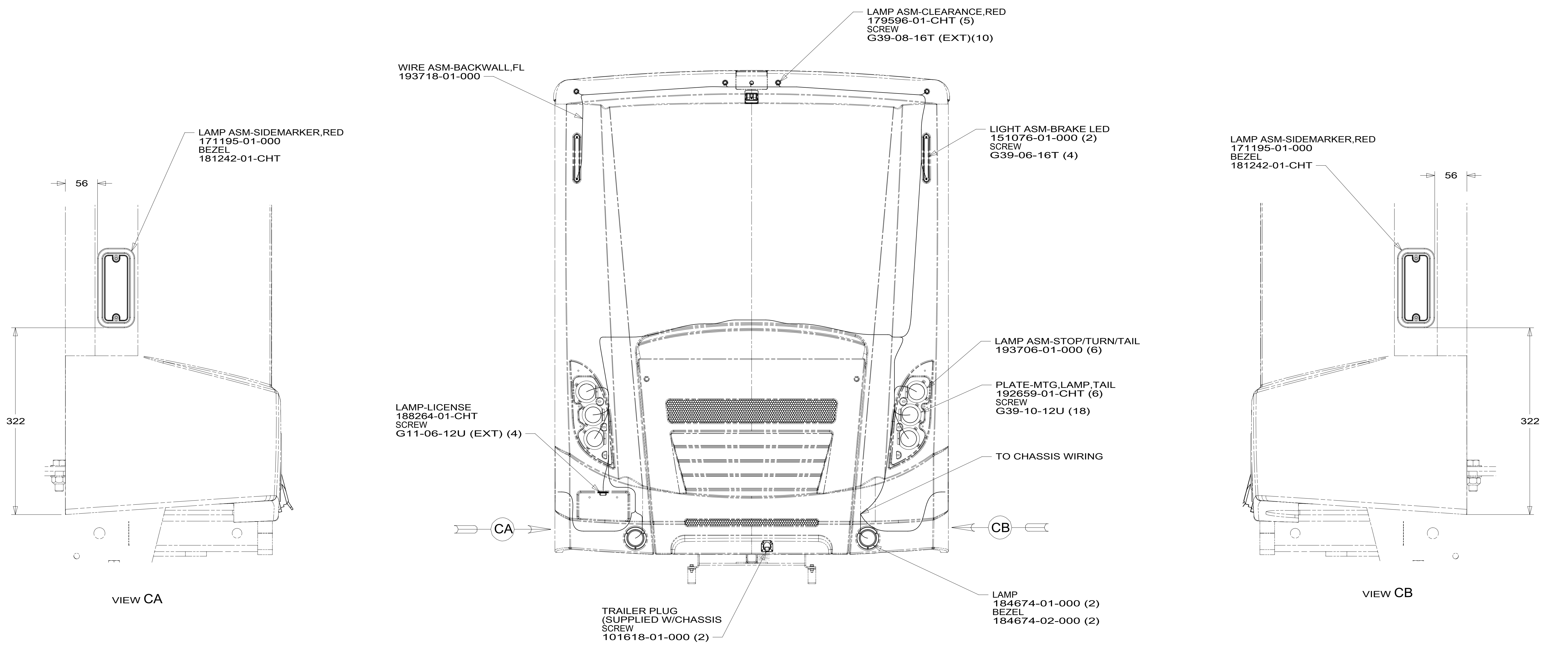
C

B

B

A

A



WIRE ASM-BACKWALL, FL
193718-01-000

LAMP ASM-CLEARANCE, RED
179596-01-CHT (5)
SCREW
G39-08-16T (EXT)(10)

LAMP ASM-SIDEMARKER, RED
171195-01-000
BEZEL
181242-01-CHT

LIGHT ASM-BRAKE LED
151076-01-000 (2)
SCREW
G39-06-16T (4)

LAMP ASM-SIDEMARKER, RED
171195-01-000
BEZEL
181242-01-CHT

LAMP-LICENSE
188264-01-CHT
SCREW
G11-06-12U (EXT) (4)

LAMP ASM-STOP/TURN/TAIL
193706-01-000 (6)

PLATE-MTG. LAMP, TAIL
192659-01-CHT (6)
SCREW
G39-10-12U (18)

TO CHASSIS WIRING

LAMP
184674-01-000 (2)
BEZEL
184674-02-000 (2)

TRAILER PLUG
(SUPPLIED W/CHASSIS
SCREW
101618-01-000 (2)

265 CODES/STANDARDS-CSA/CMVSS

1B1 CODES/STANDARDS USA

FOR ELECTRICAL
TORQUE
SPECIFICATIONS
SEE DWG NO.
128783-01-000

FOR
ELECTRICAL
CALLOUTS
SEE DWG NO.
121339-01-000

1B1 265
DESCRIPTION:
WIRING INSTL-EXTERIOR LAMPS

SHEET: 3 OF 3 ITEM/PART NO: 000002219 / 30011401000 REV

8 7 6 5 4 3 2 1 22-May-2019