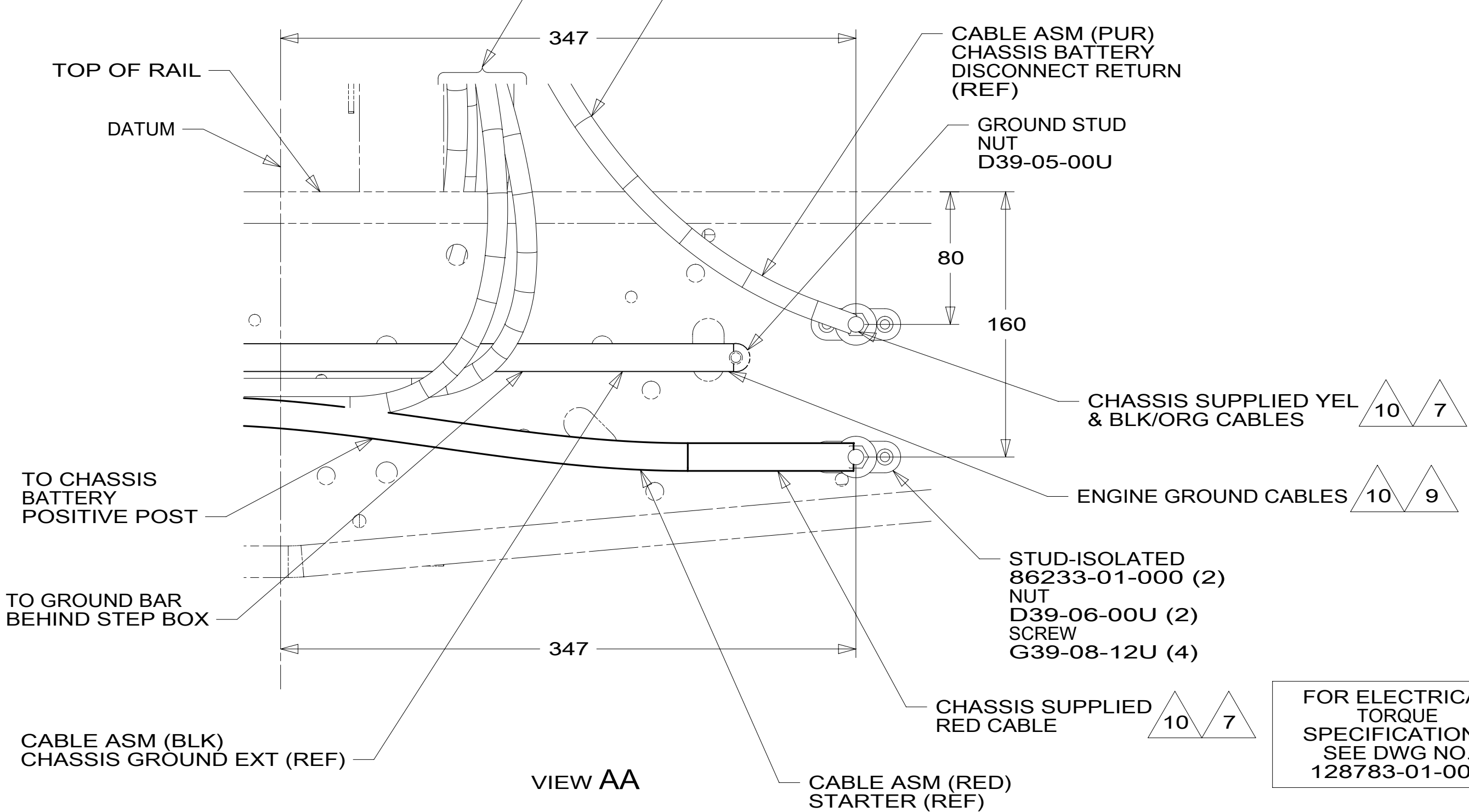


- 10 SUPPLIED WITH CHASSIS
  - 9 CUT CHASSIS SUPPLIED BATTERY CABLE 700MM FROM BATTERY TERMINAL AND ADD TERMINAL 8348-01-000 TO CUT END.
  - 8 COVER SHARP EDGES WHERE WIRE CROSSES FRAME RAILS.
  - 7 CUT CHASSIS SUPPLIED POSITIVE BATTERY CABLE 150 MM FROM BATTERY TERMINAL END, DISCARD TERMINAL END AND SEPARATE WIRES. ADD TERMINAL 8348-01-000 AND HEAT SHRINK 176567-04-000 TO RED CABLE (CHASSIS STARTER) AND COMBINE YELLOW (CHASSIS POWER DISTRIBUTION) AND BLACK/ORANGE (CHASSIS ALTERNATOR) WIRES TOGETHER AND ADD TERMINAL 8348-01-000 AND HEAT SHRINK 176567-02-000. COIL EXCESS CABLE ALONG FRAME RAIL JUST BEHIND RADIATOR AND TIE UP WITH TIE-WIRE 8343-04-000.
  - 6 SEE WIRING INSTL-FRONT END FOR ADDITIONAL INFORMATION.
  - 5 CLAMP 83610-01-000, SCREW G11-10-16B.
  - 4 SEE BATTERY INSTALLATION FOR ADDITIONAL INFORMATION.
3. ALL DIMENSIONS ARE FROM DATUM UNLESS OTHERWISE SPECIFIED.
  2. SECURE CONDUIT 41953, TAB AS REQUIRED, OVER ALL WIRES IN CONTACT WITH SHARP EDGES.
  1. WIRE TIE 8343-04-000. FASTEN EVERY 600MM MINIMUM.



- 401 INVERTER-DC/AC, 1000 WATT
- 265 CODES/STANDARDS-CSA/CMVSS
- 1B1 CODES/STANDARDS USA

**WINNEBAGO**  
COPYRIGHT 2016 WINNEBAGO INDUSTRIES, INC.

DSNR:	ALL DIMENSIONS ARE IN MILLIMETERS
DFFR:	
UNSPECIFIED TOLERANCES:	MATERIAL:
WHOLE DIM (X) :	3
ONE-PLACE (X.X) :	1.5
TWO-PLACE (X.XX) :	0.50
ANGLE :	1°
REFER TO ES0018 FOR FASTENER TIGHTENING GUIDELINES	WEIGHT: (LBS) FIRST USED:
<b>WIRING INSTL-CHASSIS</b>	
SHEET: 1 OF 2	ITEMPART NO: 000214986 / 30361301000
REF:	1 13-Dec-2016

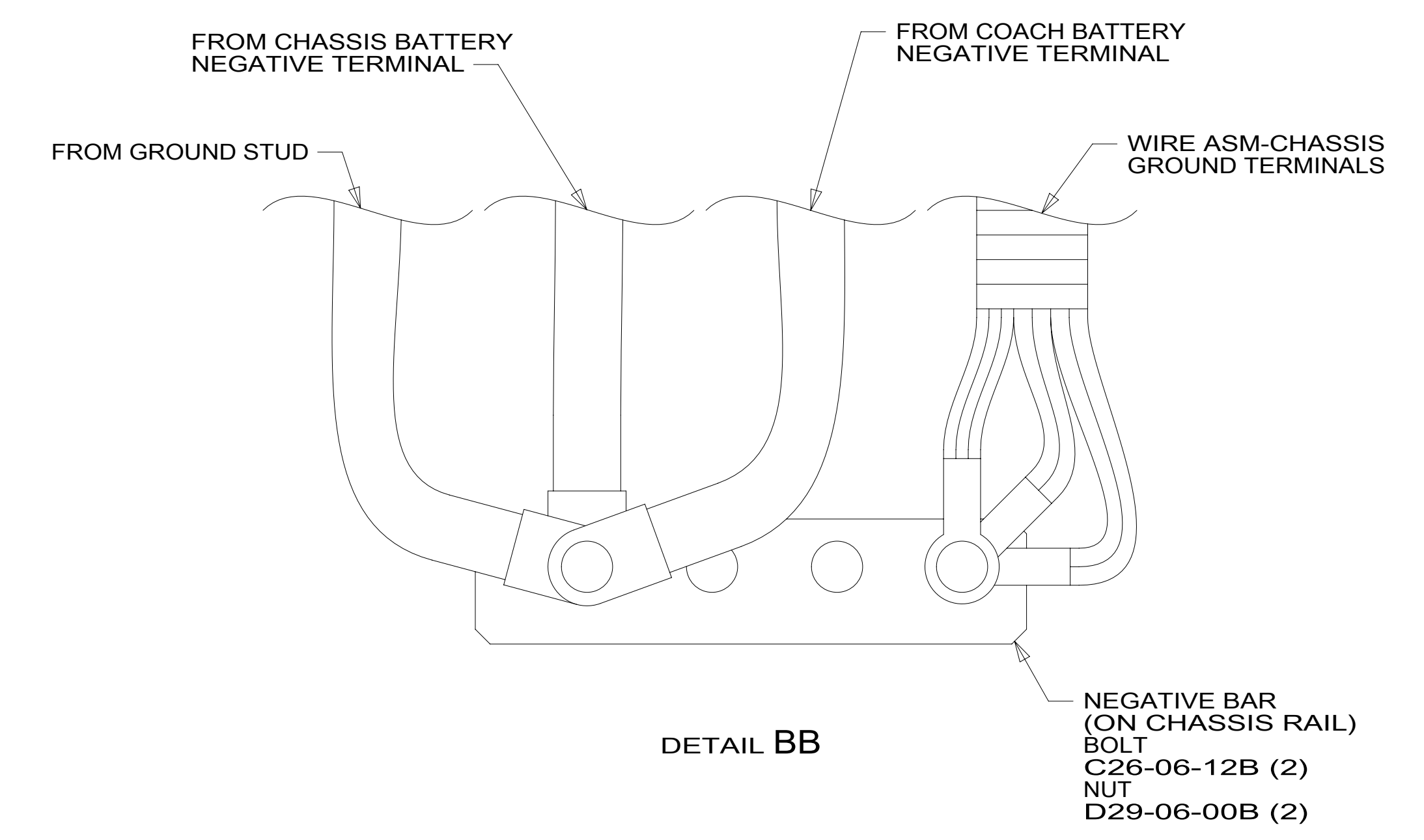
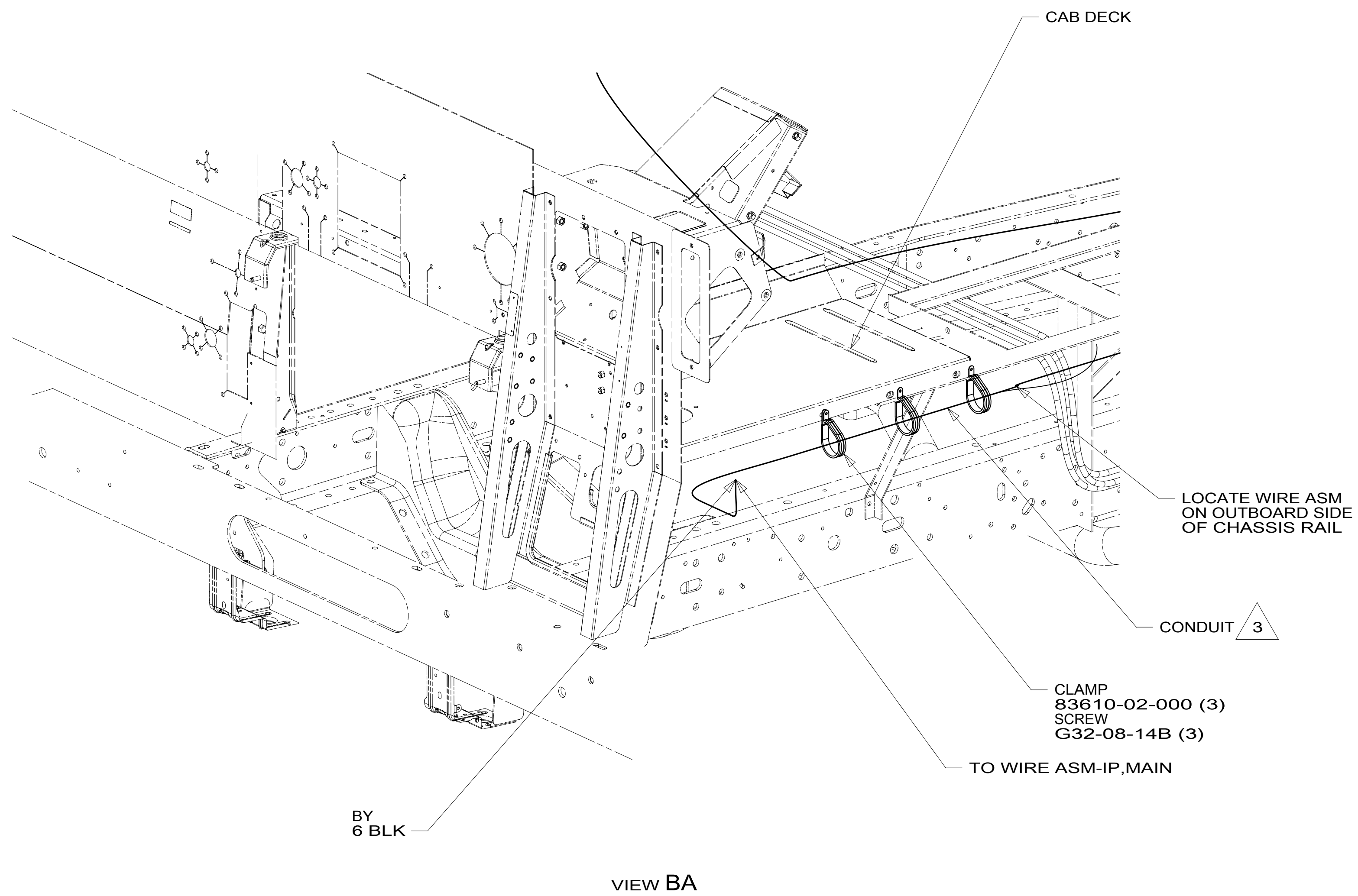
FOR ELECTRICAL TORQUE SPECIFICATIONS SEE DWG NO. 128783-01-000

FOR ELECTRICAL CALLOUTS SEE DWG NO. 121339-01-000

8 7 6 5 4 3 2 1

D  
C  
B  
A

D  
C  
B  
A



3 COVER WITH CONDUIT 41953-10-000 AND 41953-11-000 AS REQUIRED.

- 2. CONNECT CABLES TO COACH SIDE OF BATTERY DISCONNECT WHEN BATTERY DISCONNECT IS USED.
- 1. CUT OFF EXCESS END OF WIRE TIE.

NOTES:

FOR ELECTRICAL TORQUE SPECIFICATIONS SEE DWG NO. 128783-01-000

FOR ELECTRICAL CALLOUTS SEE DWG NO. 121339-01-000

265 CODES/STANDARDS-CSA/CMVSS  
1B1 CODES/STANDARDS USA

DESCRIPTION:		1B1 265
<b>WIRING INSTL-CHASSIS</b>		
SHEET:	ITEM/PART NO.:	REV:
2 OF 2	000214986 / 30361301000	

8 7 6 5 4 3 2 1 13-Dec-2016