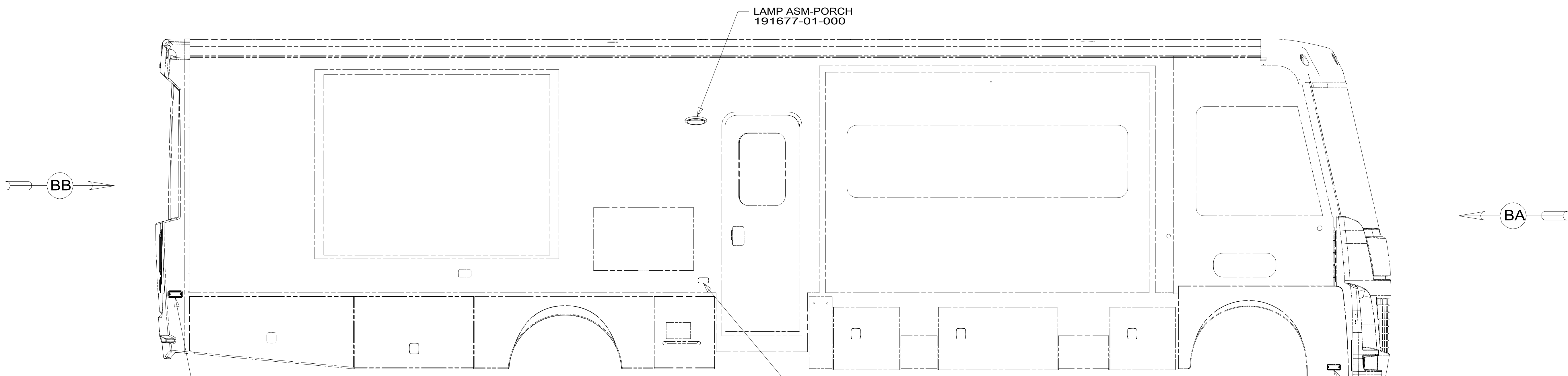


8 7 6 5 4 3 2 1

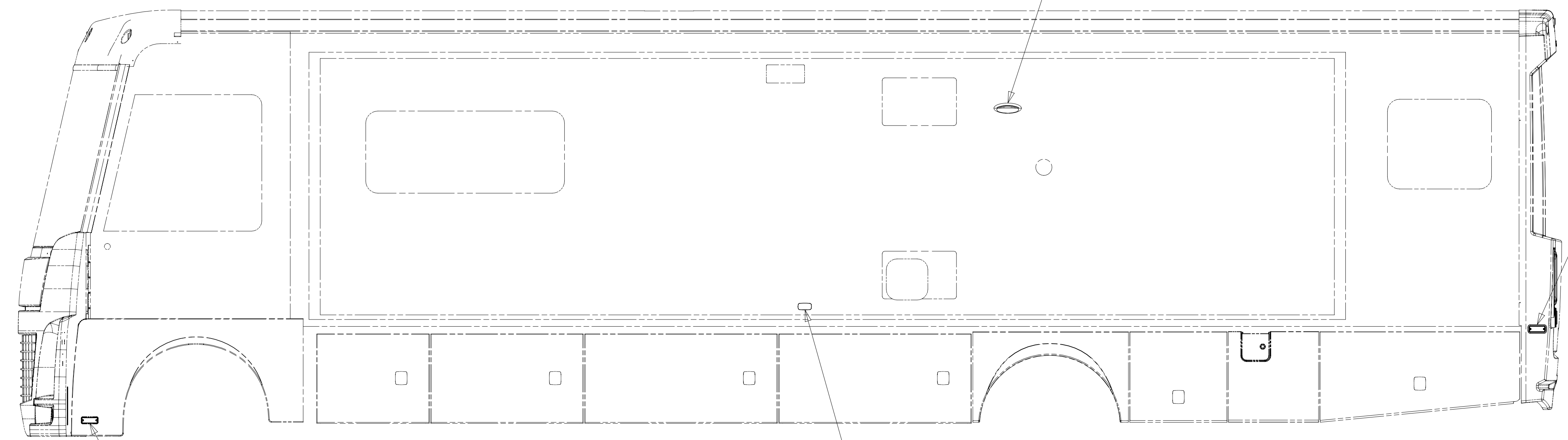


LAMP ASM-SIDEMARKER,RED  
171195-01-000  
BEZEL-LIGHT,SIDEMARKER  
181242-01-CHT  
SCREW  
G39-08-16U (2)

LAMP-MARKER,  
W AMBER LENS,BLK  
193802-03-000  
SCREW  
G11-08-12U (2)

LAMP ASM-CLEARANCE  
171195-02-000  
SCREW  
G11-08-12U (2)

LAMP ASM-PORCH  
191677-01-000



LAMP ASM-CLEARANCE  
171195-02-000  
SCREW  
G11-08-12U (2)

LAMP-MARKER,  
W AMBER LENS,BLK  
193802-03-000  
SCREW  
G11-08-12U (2)

LAMP ASM-SIDEMARKER,RED  
171195-01-000  
BEZEL-LIGHT,SIDEMARKER  
181242-01-CHT  
SCREW  
G39-08-16U (2)

- 265 CODES/STANDARDS-CSA/CMVSS
- 1B1 CODES/STANDARDS USA
- 1B1 265



|  |                                   |             |
|--|-----------------------------------|-------------|
| DSNR:  | ALL DIMENSIONS ARE IN MILLIMETERS | MATERIAL:   |
| DFFR:  |                                   |             |
| UNSPECIFIED TOLERANCES:                            |                                   |             |
| WHOLE DIM (X)                                      | 3                                 |             |
| ONE-PLACE (X.X)                                    | 1.5                               |             |
| TWO-PLACE (X.XX)                                   | 0.50                              |             |
| ANGLE  | 1°                                |             |
| REFER TO ES0018 FOR FASTENER TIGHTENING GUIDELINES | WEIGHT: (LBS)                     | FIRST USED: |
|  |                                   | 16 J-SER    |

FOR ELECTRICAL TORQUE SPECIFICATIONS SEE DWG NO. 128783-01-000

FOR ELECTRICAL CALLOUTS SEE DWG NO. 121339-01-000

**DESCRIPTION:**  
**WIRING INSTL-EXTERIOR LAMPS**

SHEET: 1 OF 2    ITEM/PART NO.: 000210209 / 30161901000    REF: 1    05-Apr-2017

8 7 6 5 4 3 2 1

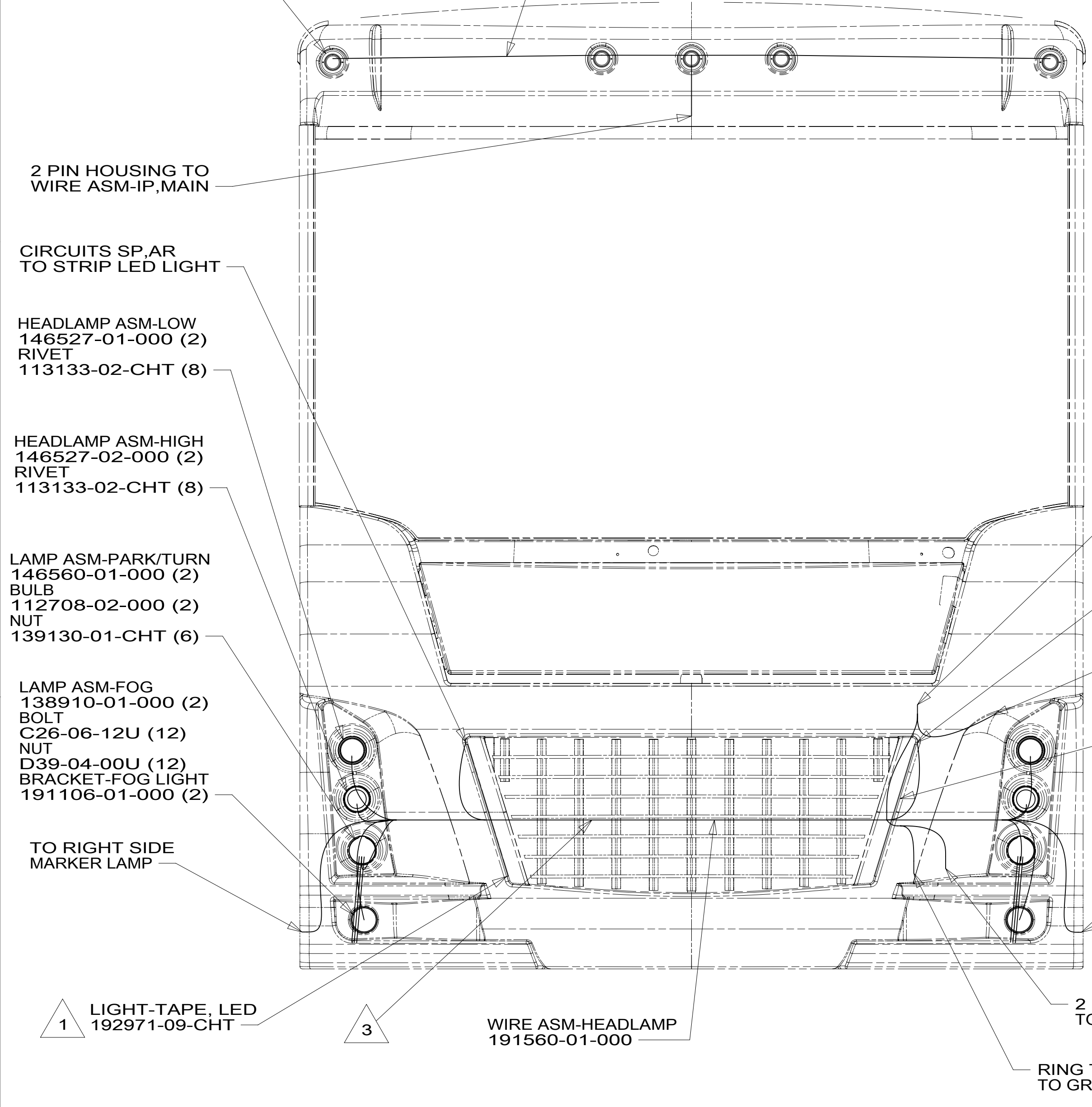
D

C

B

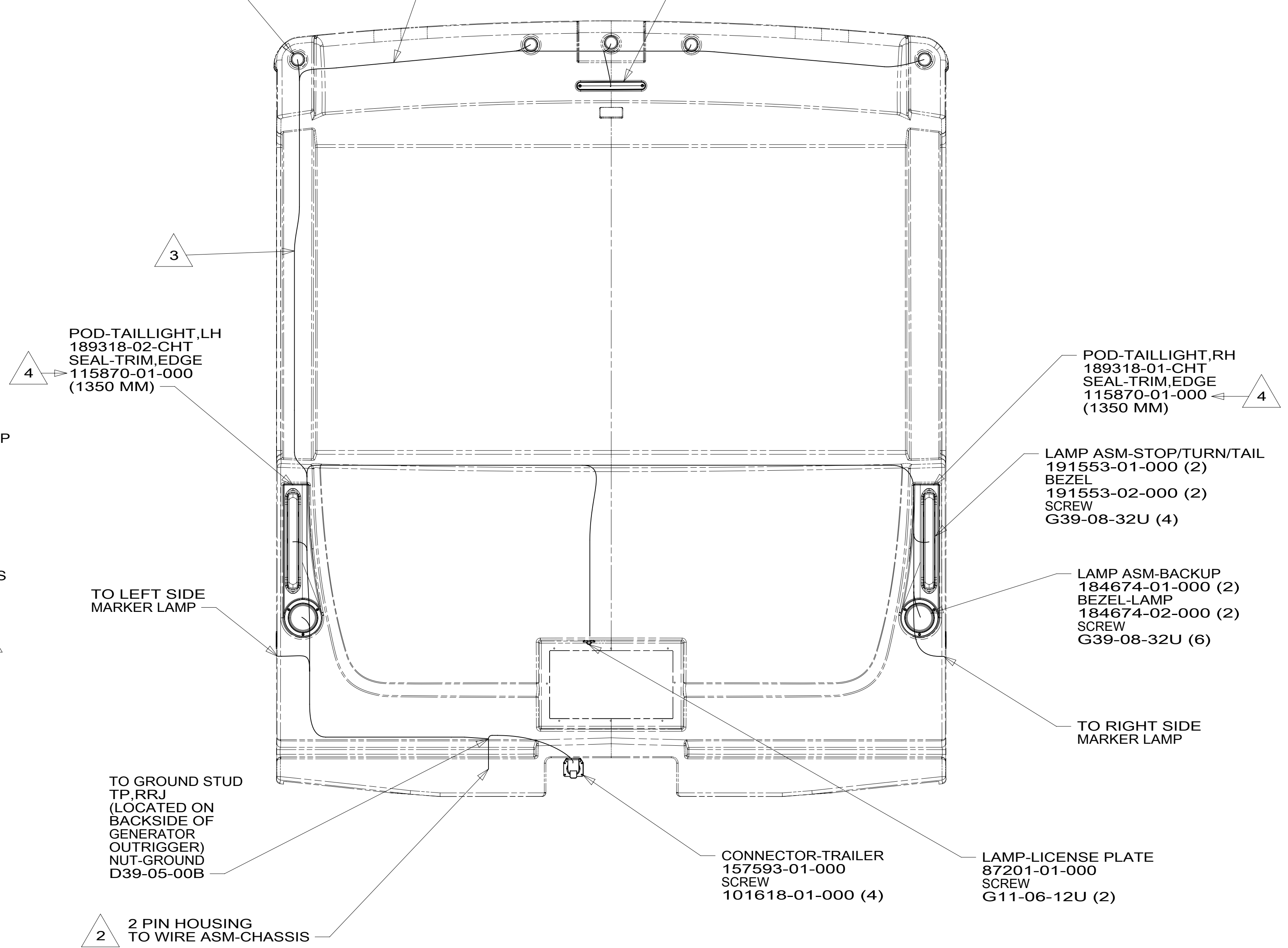
A

LAMP ASM-CLEARANCE,AMBER  
187283-01-000 (5)  
BASE-CLEARANCE LAMP  
187283-03-000 (5)  
SCREW  
G39-08-16U (10)  
TRIM-RING,CHROME  
187283-04-000 (5)  
SCREW  
G68-06-12U (10)



VIEW BA

LAMP ASM-CLEARANCE,RED  
187283-02-000 (5)  
BASE-CLEARANCE LAMP  
187283-03-000 (5)  
SCREW  
G39-08-16U (10)



VIEW BB

- 4 INSTALL SEAL AROUND ENTIRE PERIMETER OF POD. PLACE SEAM AT BOTTOM OF POD.
- 3 SECURE WIRE ASM APPROX. EVERY 450 MM TO BACKWALL BRACKETS. USE TIE-WIRE 8343-01-000 OR 93147-01-000 AS APPROPRIATE.
- 2 CLEAN PAINT OFF METAL (BOLT) BEFORE CONNECTING GROUND TO INSURE CONTACT.
- 1 MOUNT TO FIBERGLASS AFTER PAINT AND CLEAR COAT. CLEAN SURFACE WITH ISOPROPYL ALCOHOL. REMOVE SMALL AREA OF TAPE LINER ON TOP AND BOTTOM OF THE BACK SIDE OF LIGHT STRIP. APPLY PRIMER 176823-01-000 TO ENDS OF LIGHT STRIP, LET DRY AND THEN APPLY ADHESIVE 176824-01-000 IN THE SAME AREA. REMOVE REMAINING TAPE LINER AND APPLY TO PAINTED FIBERGLASS SURFACE. DO NOT APPLY PRIMER OR ADHESIVE DIRECTLY ON PAINTED FIBERGLASS SURFACE.

NOTES:

265 CODES/STANDARDS-CSA/CMVSS  
1B1 CODES/STANDARDS USA

FOR ELECTRICAL TORQUE SPECIFICATIONS SEE DWG NO. 128783-01-000

FOR ELECTRICAL CALLOUTS SEE DWG NO. 121339-01-000

|                                    |                         |     |
|------------------------------------|-------------------------|-----|
| DESCRIPTION:                       | 1B1 265                 |     |
| <b>WIRING INSTL-EXTERIOR LAMPS</b> |                         |     |
| SHEET:                             | ITEM/PART NO.:          | REV |
| 2 OF 2                             | 000210209 / 30161901000 |     |