

8 7 6 5 4 3 2 1

D

D

C

C

B

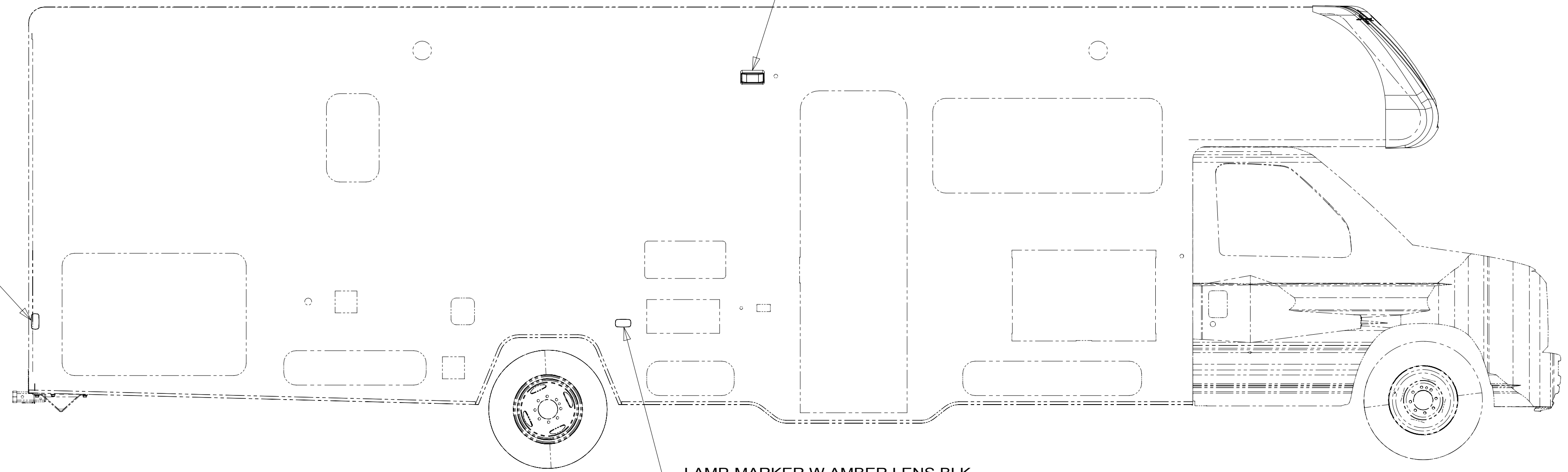
B

A

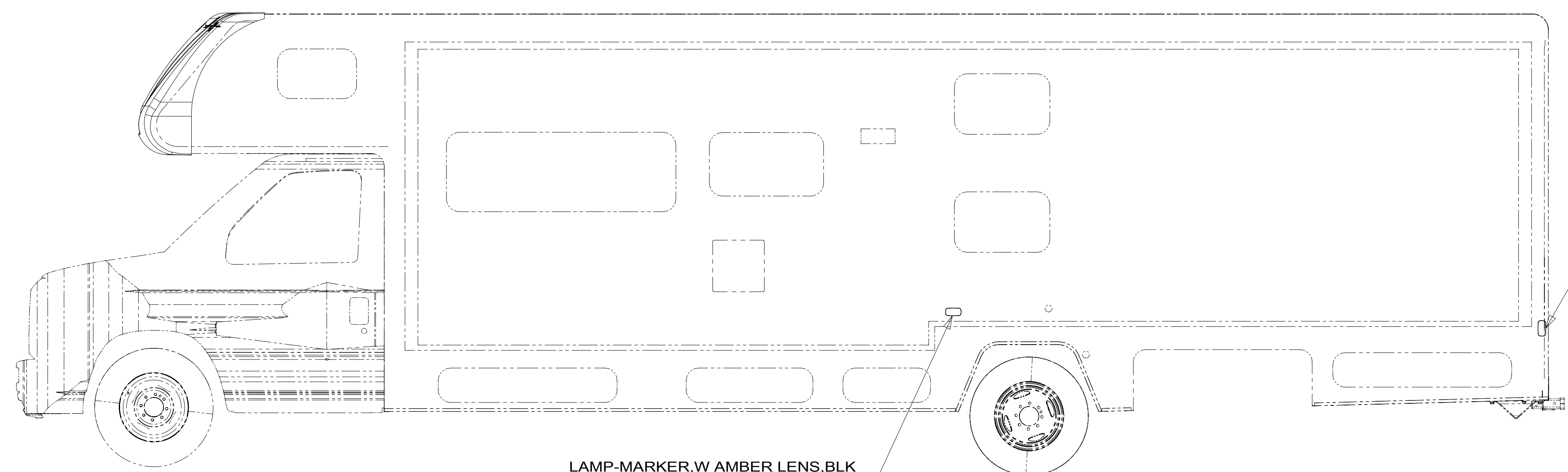
A

LEXT-1

LAMP-MARKER,W RED LENS,BLK  
193802-04-000  
SCREW  
G11-08-12U (EXT) (2)



LAMP-MARKER,W AMBER LENS,BLK  
193802-03-000  
SCREW  
G11-08-12U (EXT) (2)  
CONNECTOR  
58028-01-000 (2)



LAMP-MARKER,W RED LENS,BLK  
193802-04-000  
SCREW  
G11-08-12U (EXT) (2)

LAMP-MARKER,W AMBER LENS,BLK  
193802-03-000  
SCREW  
G11-08-12U (EXT) (2)  
CONNECTOR  
58028-01-000 (2)

- 265 CODES/STANDARDS-CSA/CMVSS
- 1B1 CODES/STANDARDS USA
- 1B1 265



DSNR:		ALL DIMENSIONS ARE IN MILLIMETERS	
DIFTR:		MATERIAL:	
UNSPECIFIED TOLERANCES:			
WHOLE DIM (X)	: 3		
ONE-PLACE (X.X)	: 1.5		
TWO-PLACE (X.XX)	: 0.50		
ANGLE	: 1°		
REFER TO ES0018 FOR FASTENER TIGHTENING GUIDELINES		WEIGHT: (LBS)	FIRST USED:
			16 331G

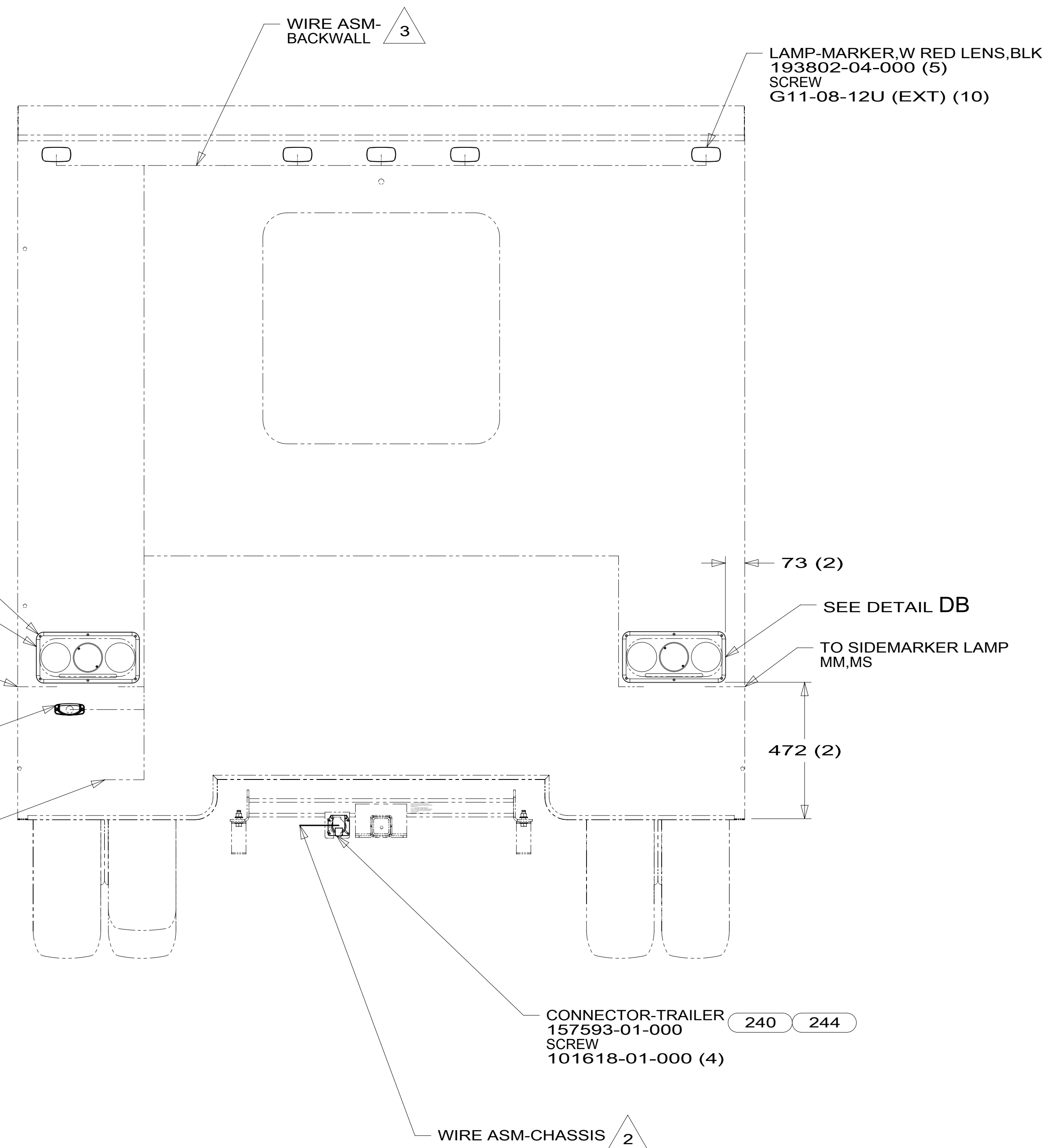
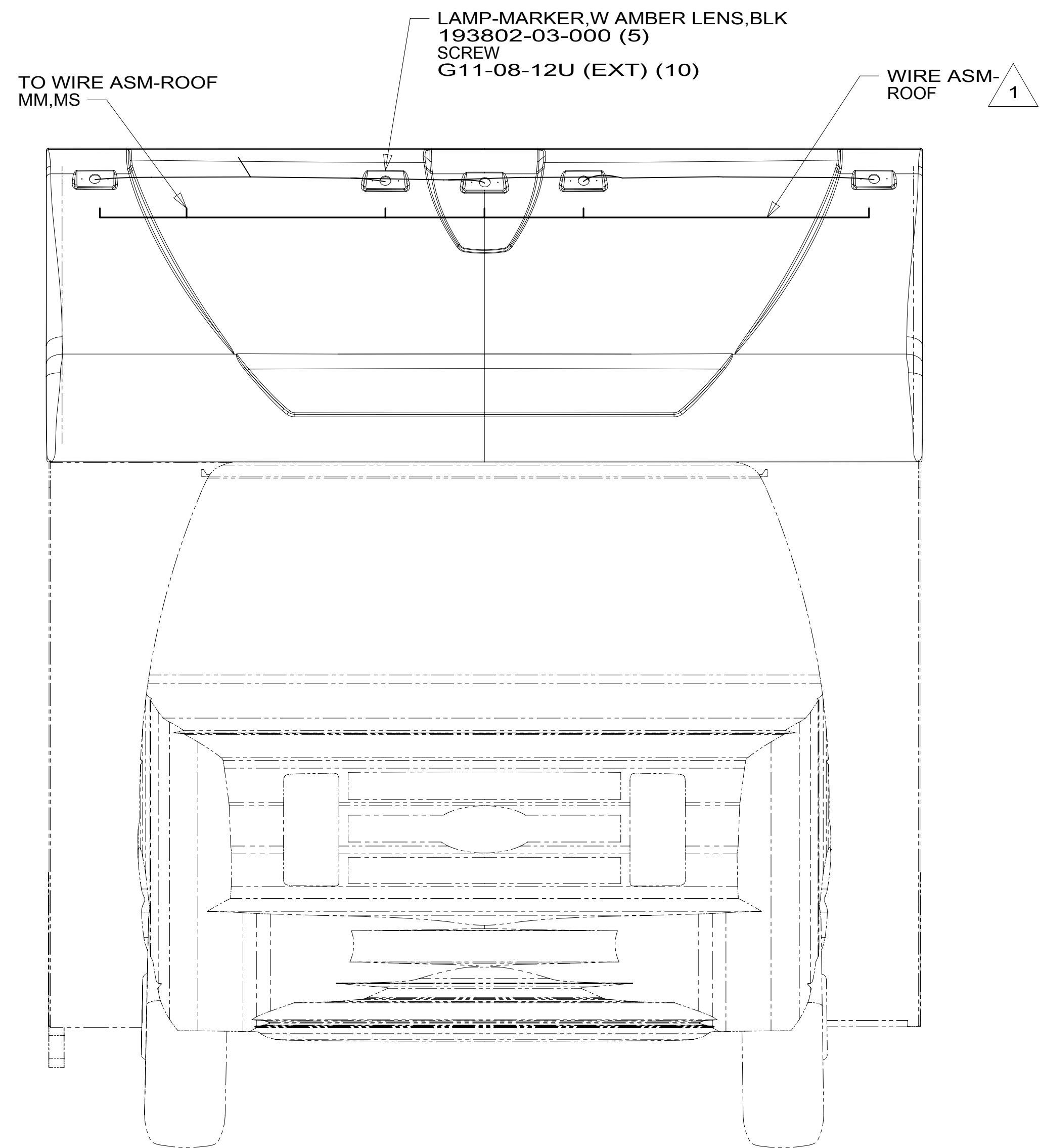
FOR ELECTRICAL TORQUE SPECIFICATIONS SEE DWG NO. 128783-01-000

FOR ELECTRICAL CALLOUTS SEE DWG NO. 121339-01-000

DESCRIPTION: WIRING INSTL-EXTERIOR LAMPS

SHEET: 1 OF 2 ITEM/PART NO: 000200770 / 30076001000 REV

8 7 6 5 4 3 2 1



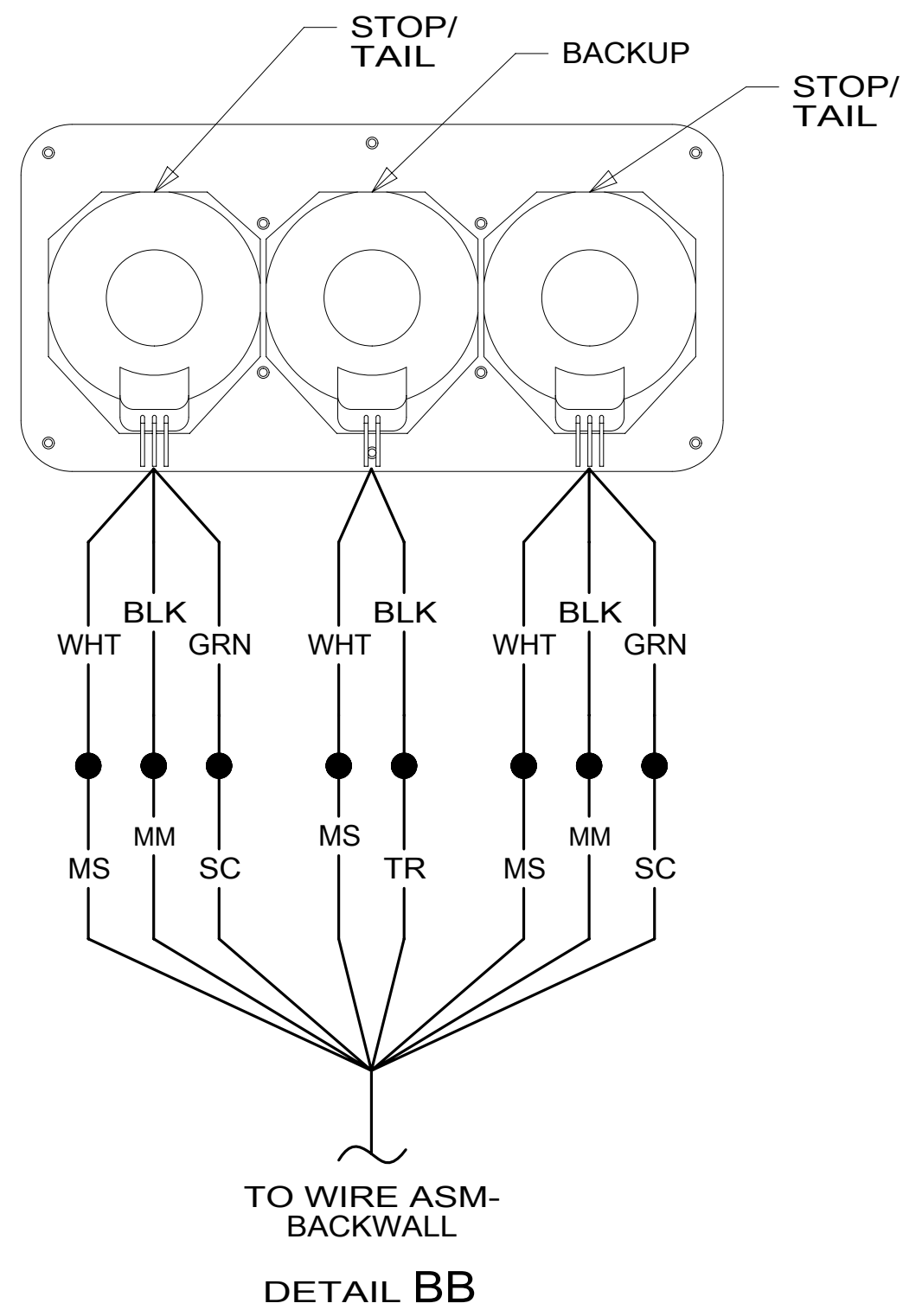
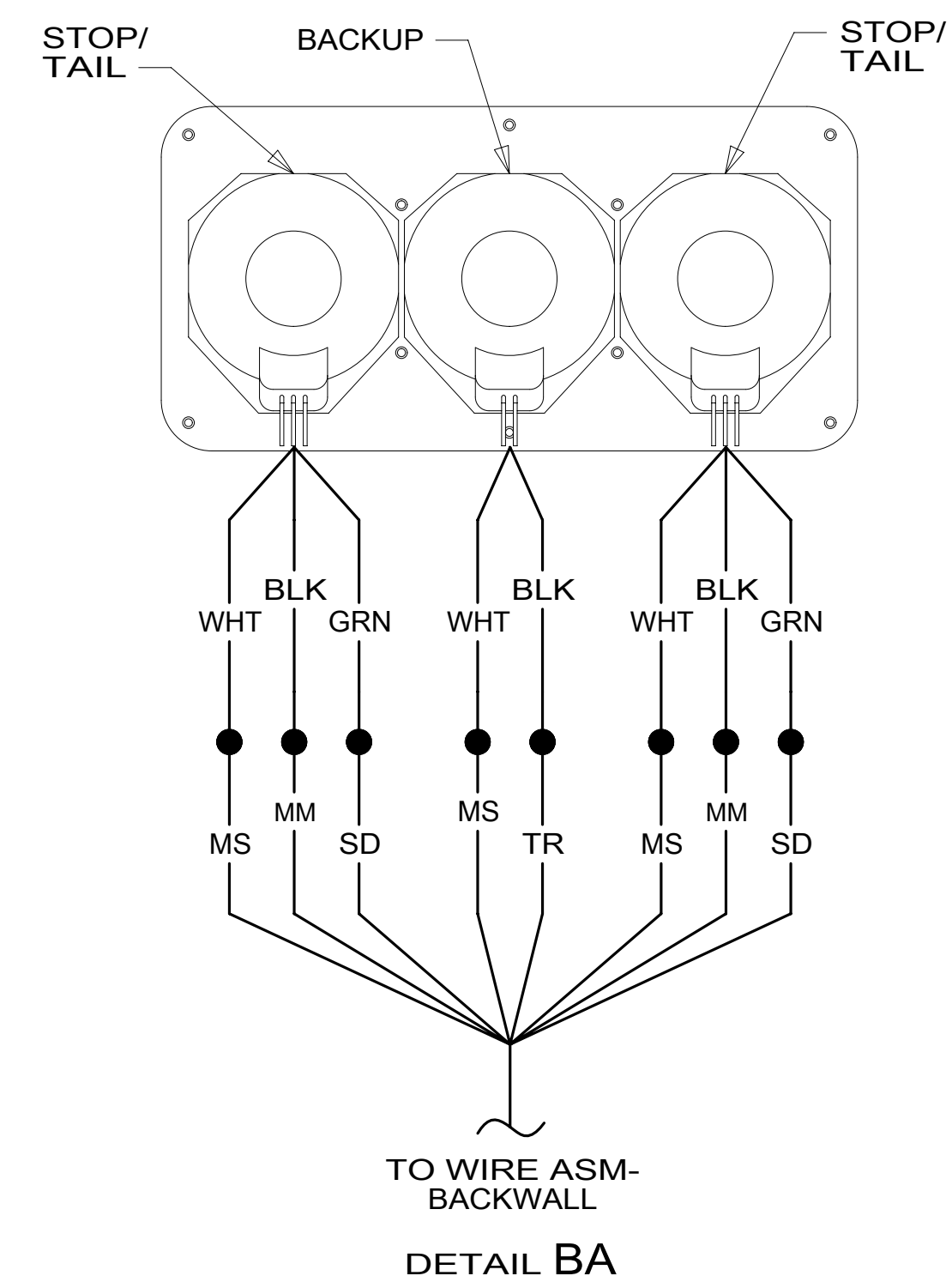
4 LAMP ASM-STOP/TURN/  
TAIL/BACKUP  
183787-01-000 (2)  
SCREW  
G11-07-12U (12)  
CONNECTOR  
58028-01-000 (8)

SEE DETAIL BA

TO SIDEMARKER LAMP  
MM,MS

BRACKET-LICENSE  
66432-03-000  
SCREW  
G67-10-129 (2)  
LIGHT-LICENSE  
66432-02-000  
SCREW  
G39-08-12T (EXT) (2)  
CONNECTOR  
58028-01-000 (2)

8-PIN HOUSING  
TO WIRE ASM-CHASSIS



- NOTES:
- 4 TAIL LAMP MUST BE INSTALLED WITH WIRES DOWN.
  - 3 LOCATED IN BACKWALL ASSEMBLY.
  - 2 SECURE WIRE BELOW COACH WITH CLAMP 10495-01-000 AND SCREW G67-10-12B.
  - 1 LOCATED IN ROOF ASSEMBLY FRONT.

- 244 TRAILER HITCH-7500# DRAW BAR
- 240 TRAILER HITCH
- 265 CODES/STANDARDS-CSA/CMVSS
- 1B1 CODES/STANDARDS USA

FOR ELECTRICAL TORQUE SPECIFICATIONS SEE DWG NO. 128783-01-000

FOR ELECTRICAL CALLOUTS SEE DWG NO. 121339-01-000

DESCRIPTION:		<b>WIRING INSTL-EXTERIOR LAMPS</b>	
SHEET:	ITEM/PART NO.:	REV	
2 OF 2	000200770 / 30076001000		