

8 7 6 5 4 3 2 1

D

D

C

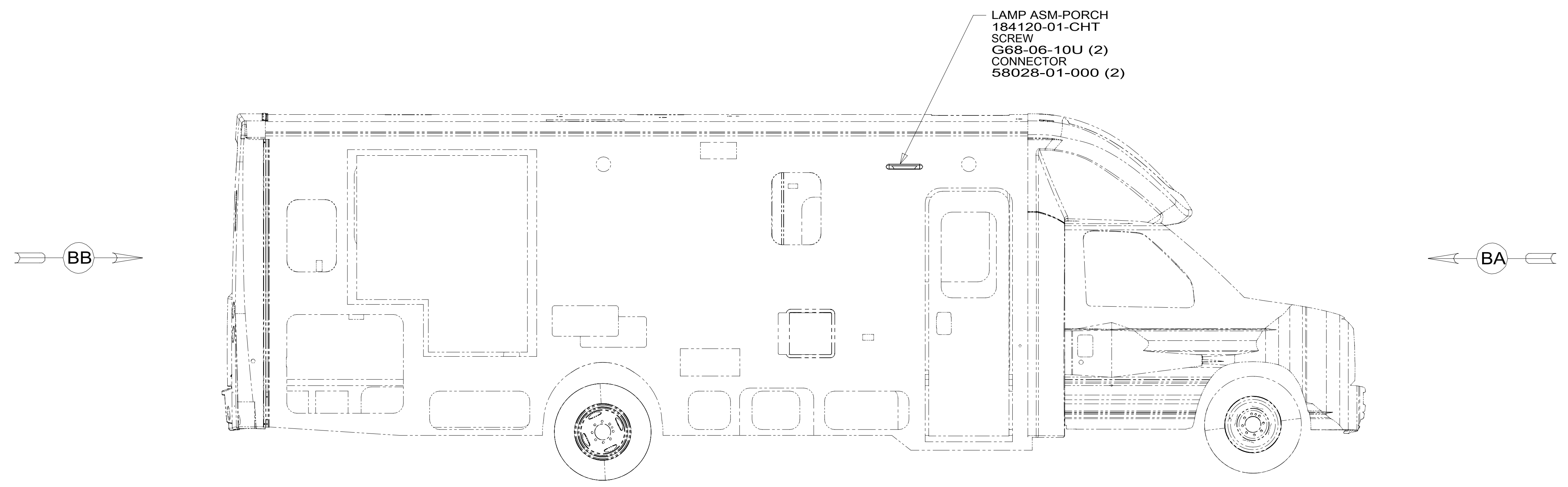
C

B

B

A

A



- 265 CODES/STANDARDS-CSA/CMVSS
- 1B1 CODES/STANDARDS USA
- 1B1 265



DSNR:		ALL DIMENSIONS ARE IN MILLIMETERS															
DFFR:		<table border="1"> <tr> <td colspan="2">UNSPECIFIED TOLERANCES:</td> <td colspan="2">MATERIAL:</td> </tr> <tr> <td>WHOLE DIM (X)</td> <td>3</td> <td colspan="2" rowspan="4"></td> </tr> <tr> <td>ONE-PLACE (X.X)</td> <td>1.5</td> </tr> <tr> <td>TWO-PLACE (X.XX)</td> <td>0.50</td> </tr> <tr> <td>ANGLE</td> <td>1°</td> </tr> </table>		UNSPECIFIED TOLERANCES:		MATERIAL:		WHOLE DIM (X)	3			ONE-PLACE (X.X)	1.5	TWO-PLACE (X.XX)	0.50	ANGLE	1°
UNSPECIFIED TOLERANCES:				MATERIAL:													
WHOLE DIM (X)	3																
ONE-PLACE (X.X)	1.5																
TWO-PLACE (X.XX)	0.50																
ANGLE	1°																
REFER TO ES0018 FOR FASTENER TIGHTENING GUIDELINES		WEIGHT: (LBS)	FIRST USED:														

FOR ELECTRICAL TORQUE SPECIFICATIONS SEE DWG NO. 128783-01-000

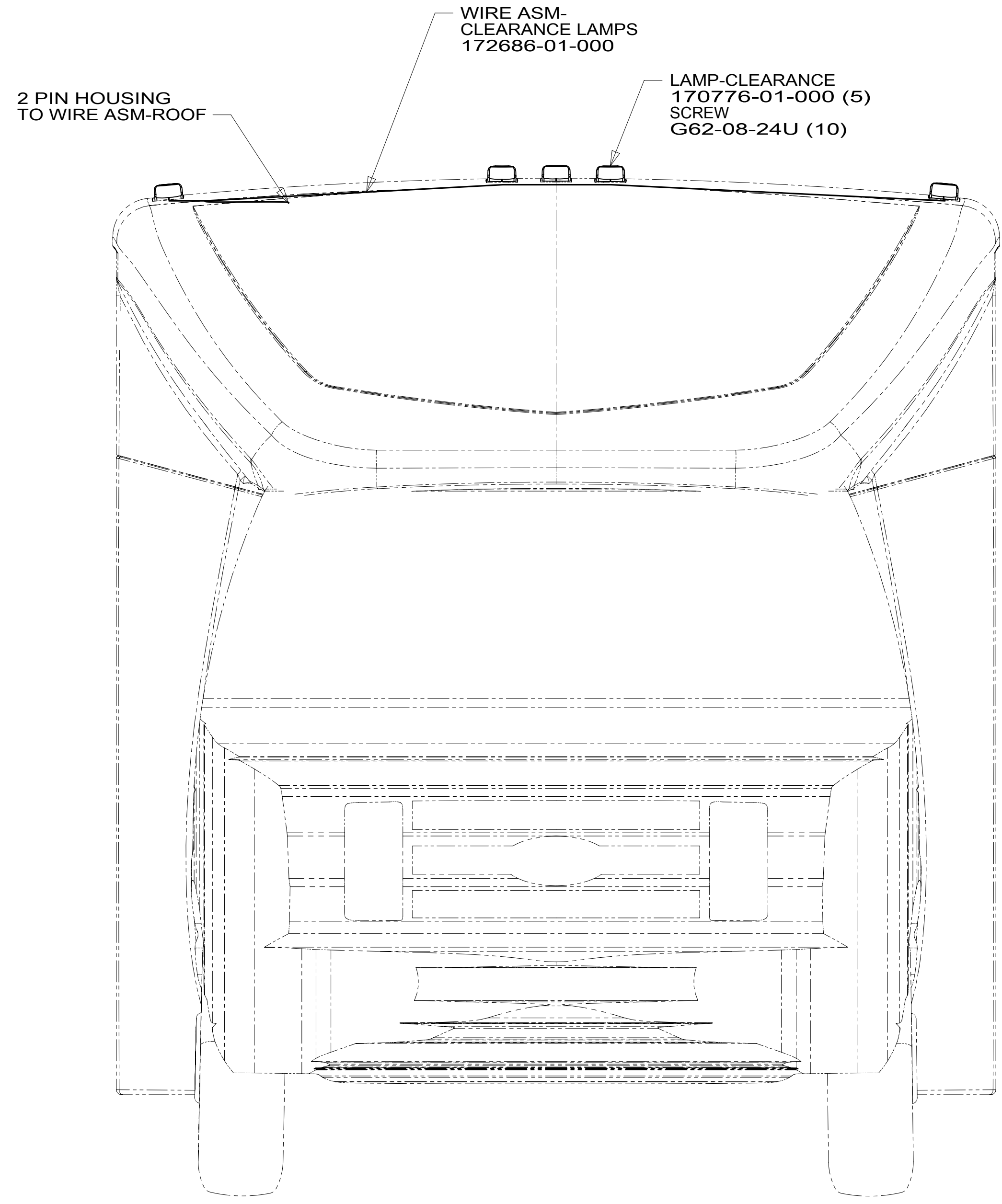
FOR ELECTRICAL CALLOUTS SEE DWG NO. 121339-01-000

DESCRIPTION:  
**WIRING INSTL-EXTERIOR LAMPS**

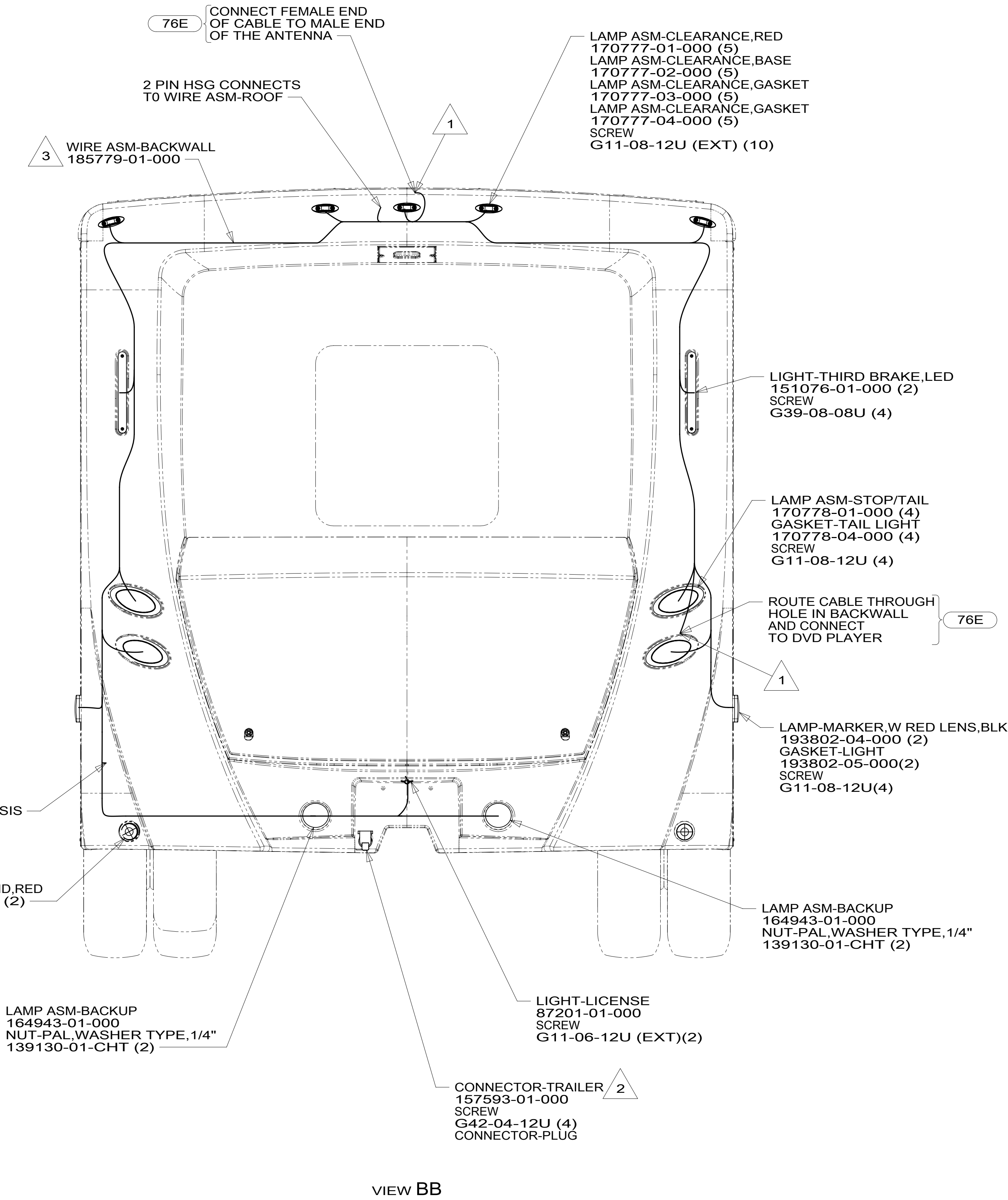
SHEET: 1 OF 2    ITEM/PART NO.: 000181591 / 30148401000    REV:

8 7 6 5 4 3 2 1

8 7 6 5 4 3 2 1



VIEW BA



VIEW BB

- NOTES:
- 3 LOCATED IN REAR CAP.
  - 2 SECURE WIRE BELOW COACH WITH CLAMP 10495-01-000 AND SCREW G67-10-12U.
  - 1 WITHOUT 76E COIL EXCESS CABLE AND SECURE BACK TO LOOM.

- 76E EXT ENTERTAINMENT SYSTEM
- 265 CODES/STANDARDS-CSA/CMVSS
- 1B1 CODES/STANDARDS USA

FOR ELECTRICAL TORQUE SPECIFICATIONS SEE DWG NO. 128783-01-000

FOR ELECTRICAL CALLOUTS SEE DWG NO. 121339-01-000

DESCRIPTION:	
<b>WIRING INSTL-EXTERIOR LAMPS</b>	
SHEET:	ITEM/PART NO. REV
2 OF 2	000181591 / 30148401000

8 7 6 5 4 3 2 1 24-May-2017