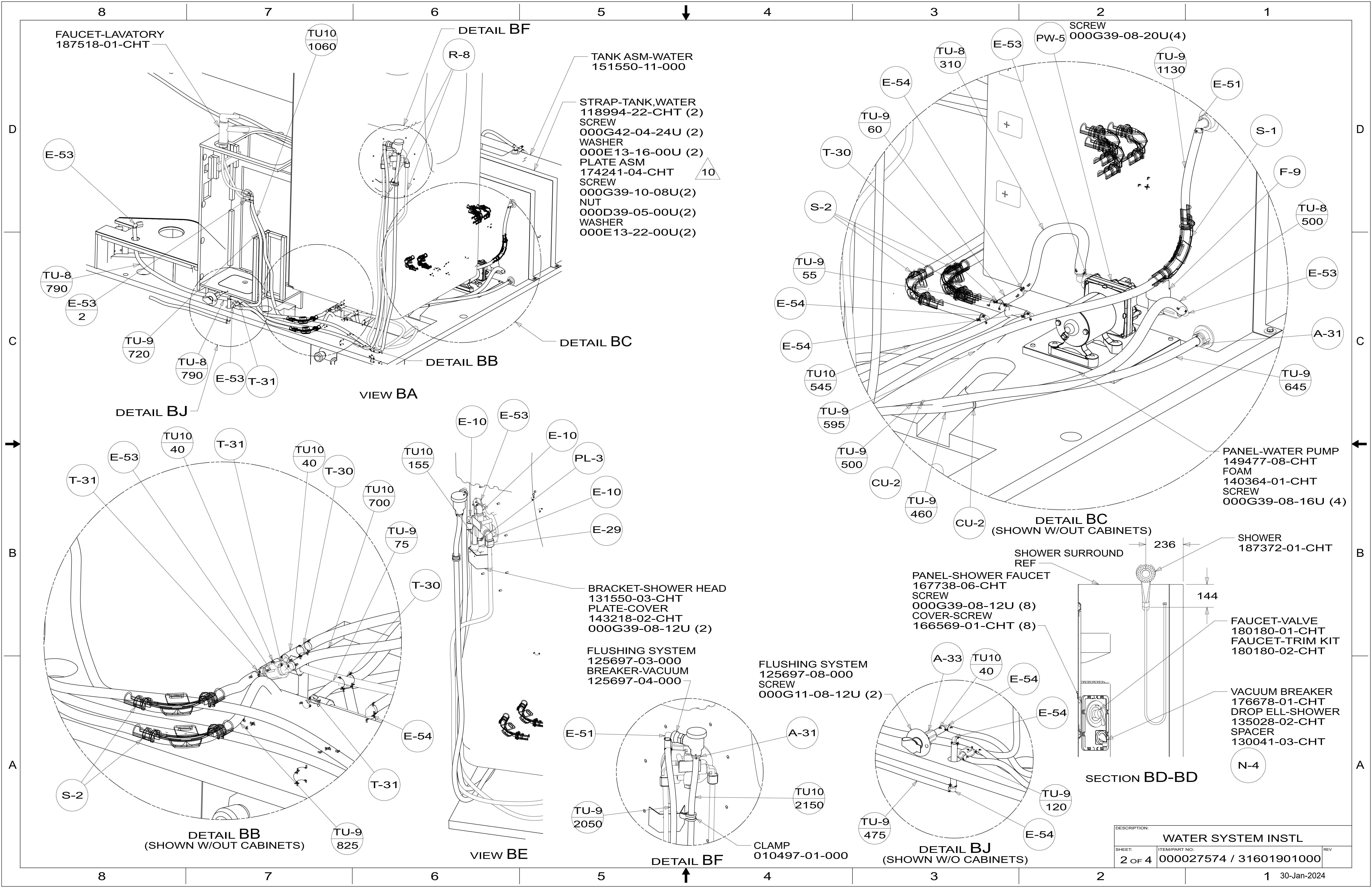


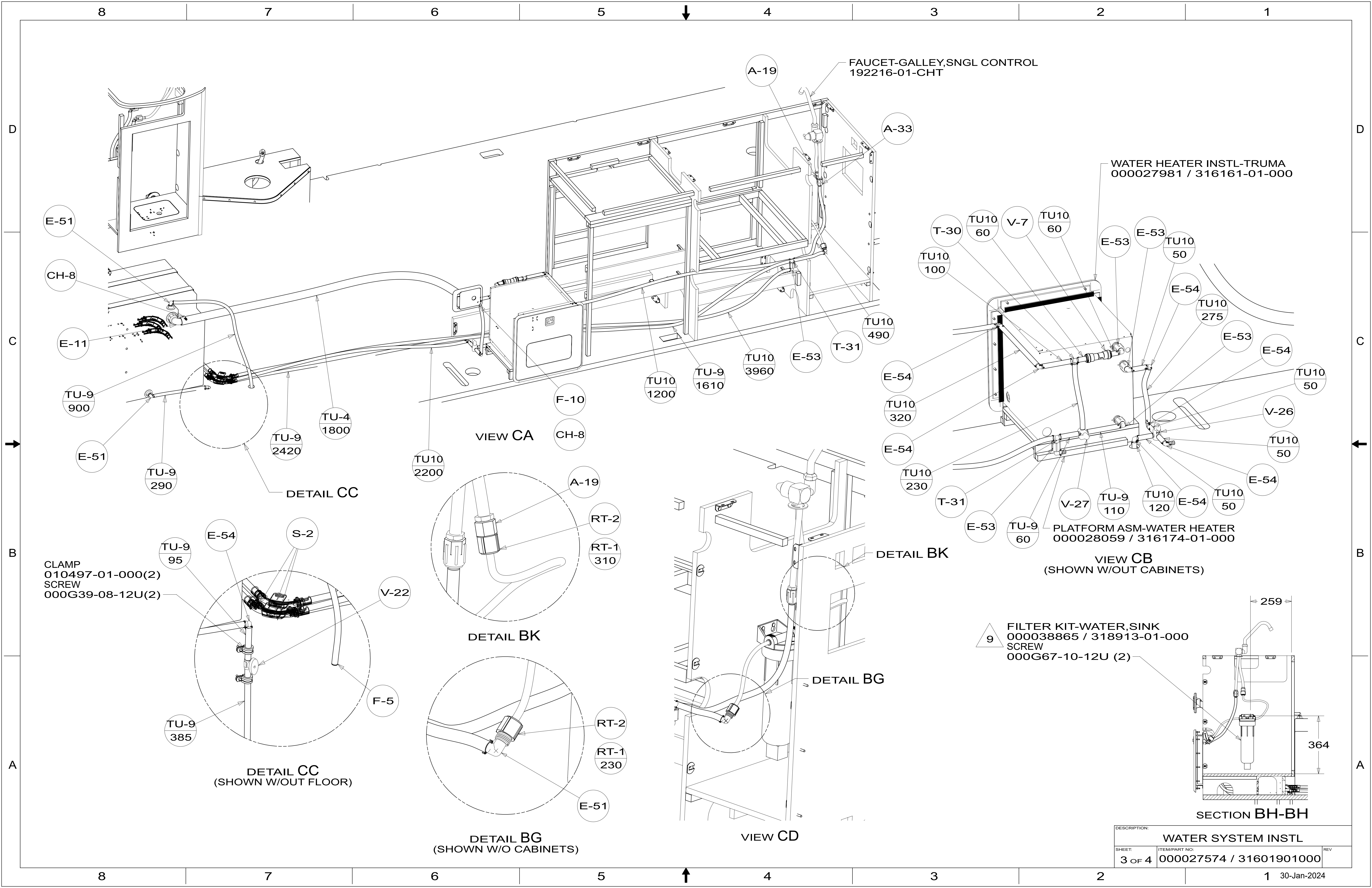
- NOTES:
- 10 MOUNT TO COACH FLOOR PRIOR TO INSTALLING ON FLOOR OF CHASSIS.
  - 9. INSTALL BYPASS PLUG FOR SYSTEM TESTING AND SHIPPING.
  - 8. ALL CRIMP FITTINGS TO 1/2" PEX TUBING REQUIRE 1/2" CLAMP 140171-03-000.
  - 7. ALL CRIMP FITTINGS TO 5/8" PEX TUBING REQUIRE 5/8" CLAMP 140171-04-000.
  - 6 LABEL HOT AND COLD SUPPLY TUBES AND TAPE FITTING TO TUBE BEFORE CABINET SET TO PREVENT MOVEMENT.
  - 5 ADD PIPE WRAP (LADDER SCRAP 110157-02-000) INSULATION.
  - 4 ADD TEFLON TAPE 010405-01-000.
  - 3. ALL TUBING TO BE SECURED AT 1200 INTERVALS MAXIMUM WITH CLAMP 010495-01-000 AND SCREW 000G67-10-12U OR EQUIVALENT.
  - 2. TUBING TO BE INSTALLED WITH SUFFICIENT SLOPE TO PROVIDE DRAINAGE TO NEAREST VALVE.
  - 1. PLASTIC FITTINGS TO BE SEALED WITH SEALANT 084456-01-000.

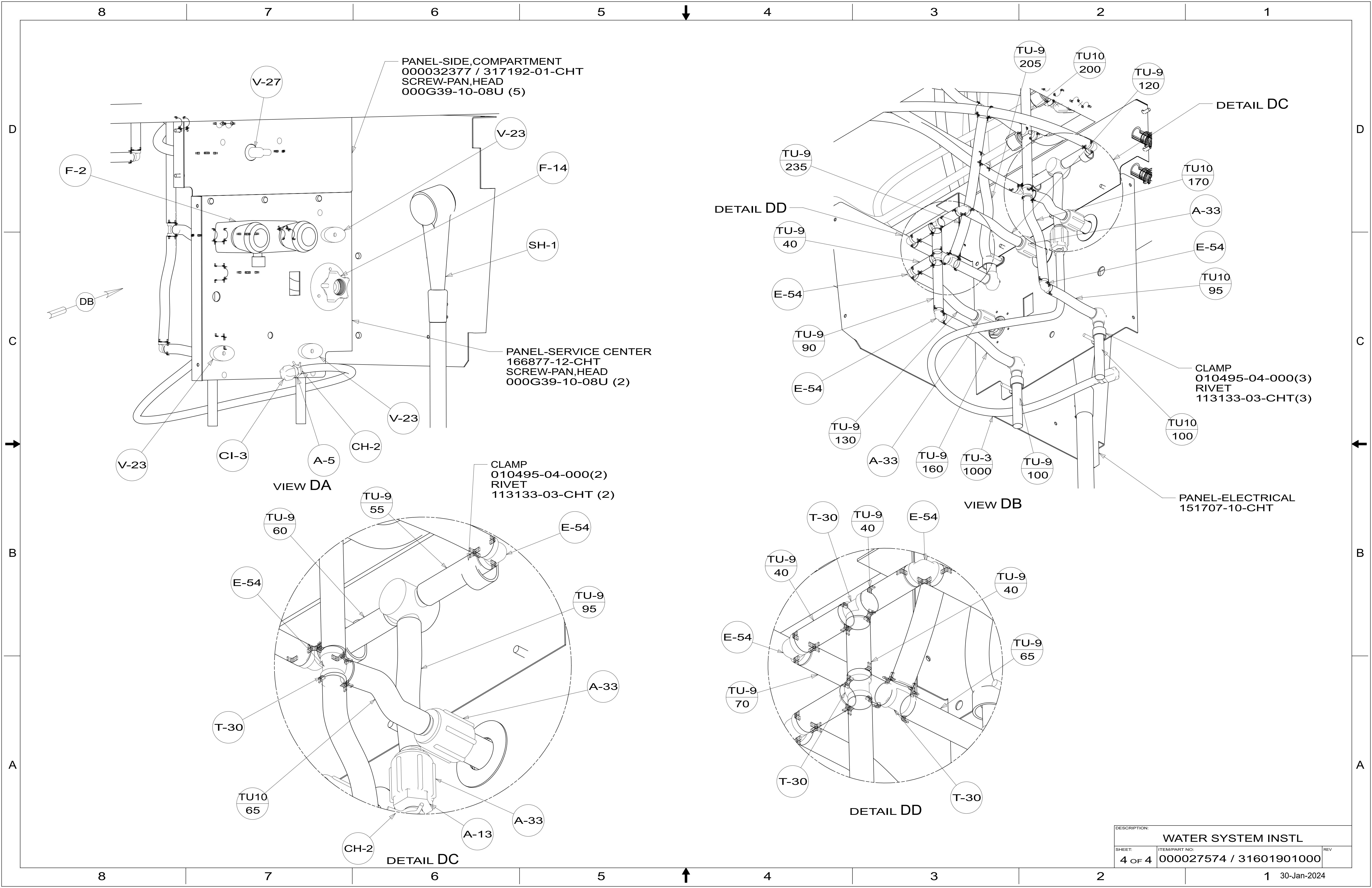
X-X

FOR  
WATER  
CALLOUTS  
SEE DWG NO.  
116230-01-000

<b>WINNEBAGO</b> <sup>®</sup>			
COPYRIGHT 2024 WINNEBAGO INDUSTRIES, INC.			
DSNR:		ALL DIMENSIONS ARE IN MILLIMETERS	
DFTR:		⊕	
UNSPECIFIED TOLERANCES:		MATERIAL:	
WHOLE DIM (X)	3		
ONE-PLACE (X.X)	1.5		
TWO-PLACE (X.XX)	0.50		
ANGLE	1°		
REFER TO ES0018 FOR FASTENER TIGHTENING GUIDELINES		WEIGHT: (LBS)	FIRST USED: (REF)
			17 H25P
DESCRIPTION: <b>WATER SYSTEM INSTL</b>			
SHEET:	ITEM/PART NO.:	REV	
1 OF 4	000027574 / 31601901000		
REF:		1 30-Jan-2024	







DESCRIPTION:		
WATER SYSTEM INSTL		
SHEET:	ITEM/PART NO.:	REV:
4 OF 4	000027574 / 31601901000	