

TV-24" HDTV, 12 VDC  
000031269 / 316937-01-000  
CORD-POWER,12VDC  
191991-01-000  
CABLE-AUDIO 1/8 TO RCA  
160574-01-000  
SCREW  
OMG02U-04-012 (4)  
WASHER  
OME02U-04-071 (4)  
TIE-WIRE, MOUNT  
155366-01-000  
CONNECTOR-F,90 RIGHT ANGLE  
176986-01-000  
DETAIL CA

LIGHT-STRIP  
190025-26-CHT  
CHANNEL-LIGHT  
190097-01-CHT

LIGHT-TAPE, LED  
187693-15-CHT

DISPLAY-TOUCH SCREEN  
194354-01-CHT

PANEL-CP PLUS,US  
192038-32-CHT  
SCREW  
G1108-08U (4)

CONTROL-CHARGE,SOLAR  
191278-01-000  
SCREW  
G11-08-12U (2)  
DETAIL AA

LAMP ASM-PORCH  
184120-01-CHT  
SCREW  
G39-06-10U (2)  
CONNECTOR  
058028-01-000 (2)

LIGHT-TAPE, LED  
187693-22-CHT

SPEAKER  
171547-01-CHT (2)  
SCREW  
000G39-10-12U (8)

READ-6

USB-CHARGER  
188312-01-000  
DETAIL CD

TV-24" HDTV, 12 VDC  
000031269 / 316937-01-000  
PLATE-MOUNTING TV  
302643-01-CHT  
SCREW  
OMG02U-04-012 (4)  
WASHER  
OME02U-04-071 (4)  
CABLE-AUDIO 1/8 TO RCA  
160574-01-000  
CORD-POWER,12VDC  
191991-01-000  
DETAIL CA

OUTLET-COAX/  
12V EXTERIOR  
168516-01-CHT  
SCREW  
G39-08-16T (2)  
DETAIL CD

PORT-SOLAR, SINGLE  
191558-01-000  
SCREW  
G39-10-16U (4)  
DETAIL CG

WIRE ASM-COACH  
000027683 / 316070-01-000

WIRE ASM-SOLAR PANEL  
000123512 / 323642-01-000

WIRE ASM-COACH  
TO LEFT SIDE

CONVERTER  
184353-01-000  
SCREW  
000G67-10-12U (3)  
DETAIL CJ

SPLITTER  
DETAIL BB

MODULE-PCS  
193661-01-000  
SCREW  
G67-10-12U (4)

SPLITTER-RCA  
185898-01-000  
BRACKET  
156586-10-CHT  
SCREW  
G11-08-12U (4)  
DETAIL CB

SPLITTER-HDMI  
192138-01-000  
FASTENER-DUAL LOCK  
85774-01-000 (180 MM)  
85774-02-000 (180 MM)  
DETAIL CE

CROSSOVER BOX  
150140-01-000  
CROSSOVER COIL  
150140-02-000  
CLAMP  
10497-02-000  
SCREW  
G11-08-08U (4)  
SCREW  
G67-10-12B

WIRE ASM-WATER TANK  
151317-06-000

WIRE ASM-AUX TANK  
151316-05-000

TO WATER PUMP

SWITCH  
192810-04-CHT

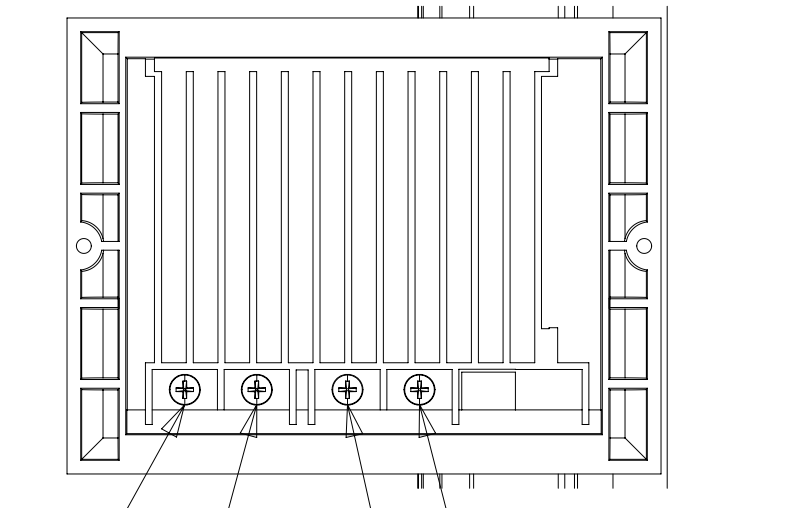
SWITCH  
DETAIL CC

SWITCH  
192810-02-CHT

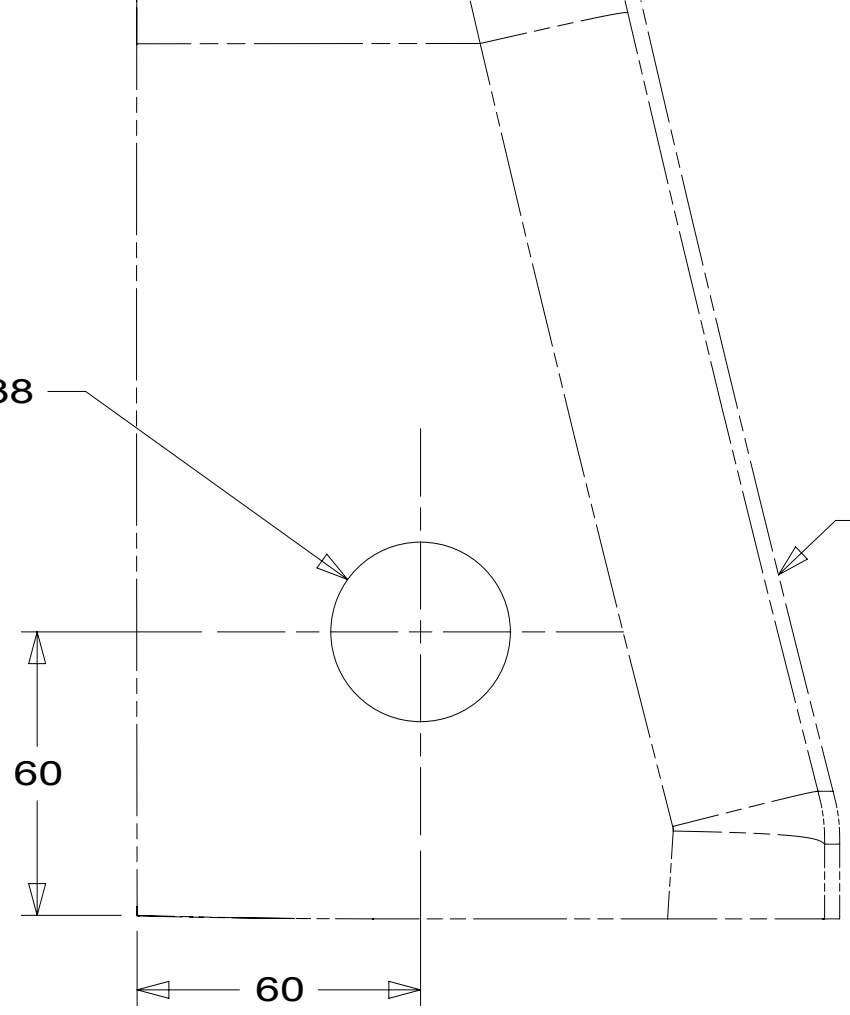
B-PILLAR  
(REF)

POST-MOUNTING,TV  
181756-01-CHT  
PLATE-5 HOLE  
126706-05-CHT  
SCREW-MACH  
G24-10-32U (4)  
NUT  
D24-10-00U (4)

PANEL ASM-SWITCH,  
6POS,ENTRY  
000010803 / 311096-01-CHT



DETAIL AA



VIEW AB

- 8 CUT TO LENGTH NEEDED TO FIT CABINET.
  - 7 SEE WIRE ASM-SOLAR SYSTEM AND WIRE ASM-CHASSIS FOR ADDITIONAL INFORMATION.
  - 6 TV IS TO BE ABLE TO BE VIEWED FROM INSIDE OR OUTSIDE THE COACH. INSTALL TV MOUNTING POST SO THAT TV ROTATES TOWARDS THE FRONT OF THE COACH AND NEVER FACES THE STOVE TOP. INSTALL SUPPLIED GRUB SCREWS IN BASE TO LIMIT ROTATION. SEE MANUFACTURERS INSTALLATION INSTRUCTIONS FOR ADDITIONAL INFORMATION.
  - 5 CLEAN AND APPLY ADHESIVE PROMOTOR 87211-01-000 TO BOTH SURFACES. ATTACH DUAL LOCK TO UNDERSIDE OF SPLITTER AND APPLY TO FLOOR.
  - 4 MOUNT ON EXTERIOR SURFACE OF VAN SIDEWALL.
  - 3 PLACE CROSS LOCATOR ON SENSORS OVER DIMPLES ON TANK.
2. ROUTE TANK SENSOR WIRES SO THEY DO NOT PASS OVER SENSORS. USE WIRE TIE MOUNT 155366-01-000 AND WIRE TIE 8343-01-000 AS NEEDED. TANK SURFACE MUST BE CLEANED USING ISOPROPYL ALCOHOL AND PRIMED WITH PRIMER 94.
  1. AT MINIMUM ALL WIRES TO BE SUPPORTED AND SECURED PER CODE REQUIREMENTS. USE CLAMP 10495 OR 10497 OR WIRE TIE 8343 OR 108046 AND SCREW G67-XX-XXX OR G56-XX-XXX AS APPROPRIATE FOR INSTALLATION.

NOTES:

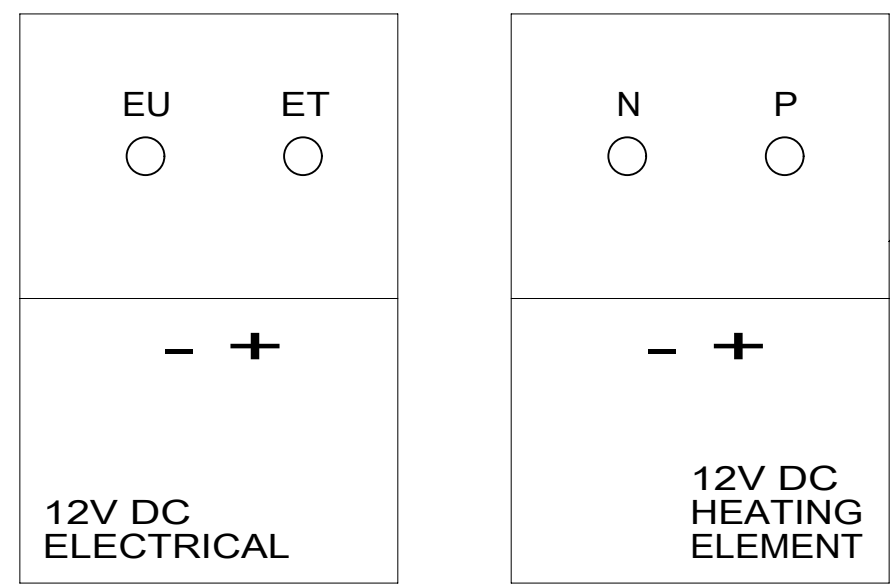
- 3AA SOLAR PANEL/BATT CHARGER SYS
- 68X TV - BEDROOM
- 68Y TV - MAIN
- 265 CODES/STANDARDS-CSA/CMVSS
- 1B1 CODES/STANDARDS USA
- 1B1 265

**WINNEBAGO**  
COPYRIGHT 2016 WINNEBAGO INDUSTRIES, INC.

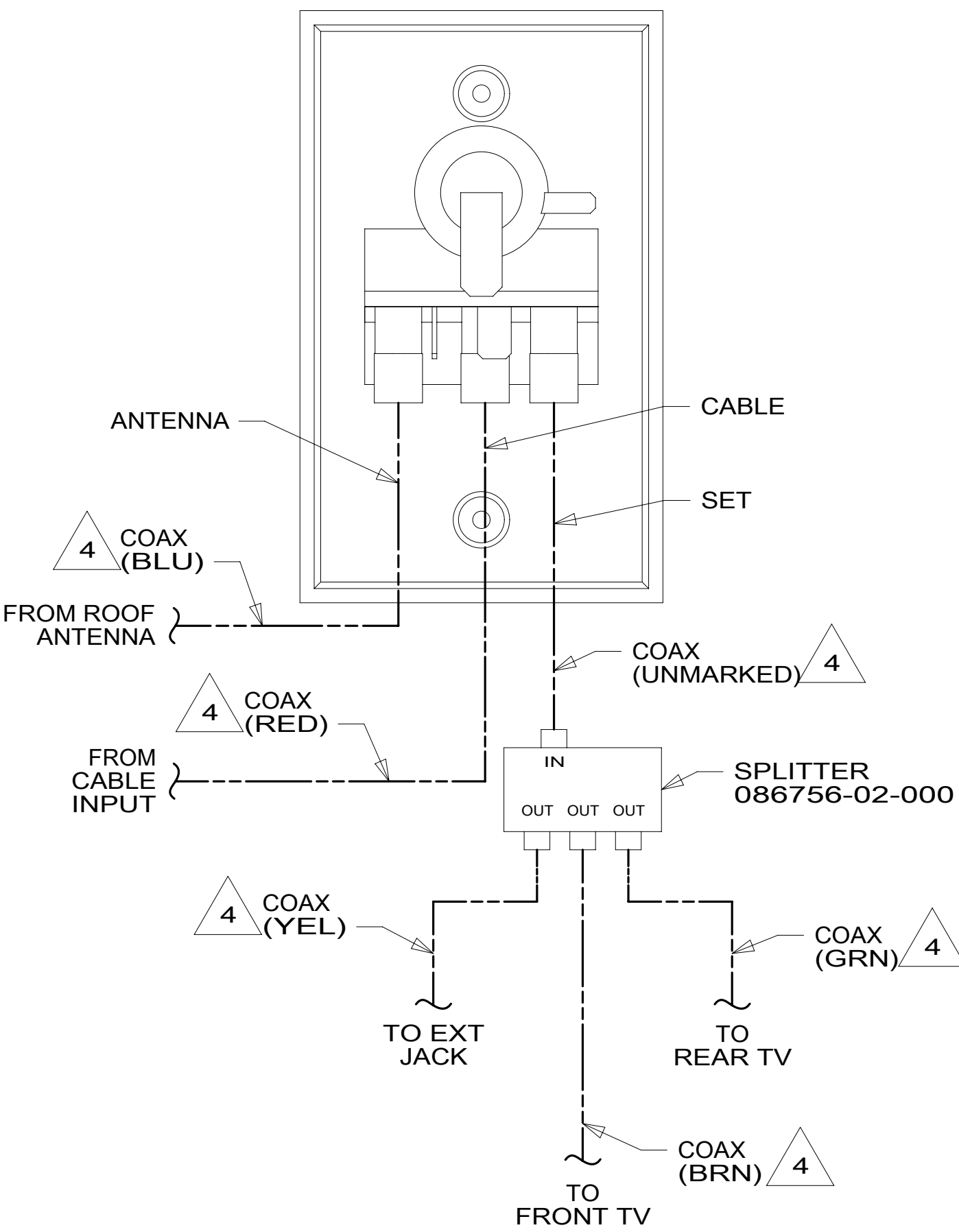
DSNR:	ALL DIMENSIONS ARE IN MILLIMETERS
DFFR:	MATERIAL:
UNSPECIFIED TOLERANCES:	
WHOLE DIM (X) :	3
ONE-PLACE (X.X) :	1.5
TWO-PLACE (X.XX) :	0.50
ANGLE :	1°
REFER TO ES0018 FOR FASTENER TIGHTENING GUIDELINES	WEIGHT: (LBS) FIRST USED: <b>17 170A</b>
<b>DESCRIPTION:</b> <b>WIRING INSTL-BODY, 12V</b>	
SHEET: <b>1 OF 4</b>	ITEM/PART NO.: <b>000027482 / 31598101000</b>
REF:	<b>1 05-Jul-2017</b>

FOR ELECTRICAL TORQUE SPECIFICATIONS SEE DWG NO. 128783-01-000

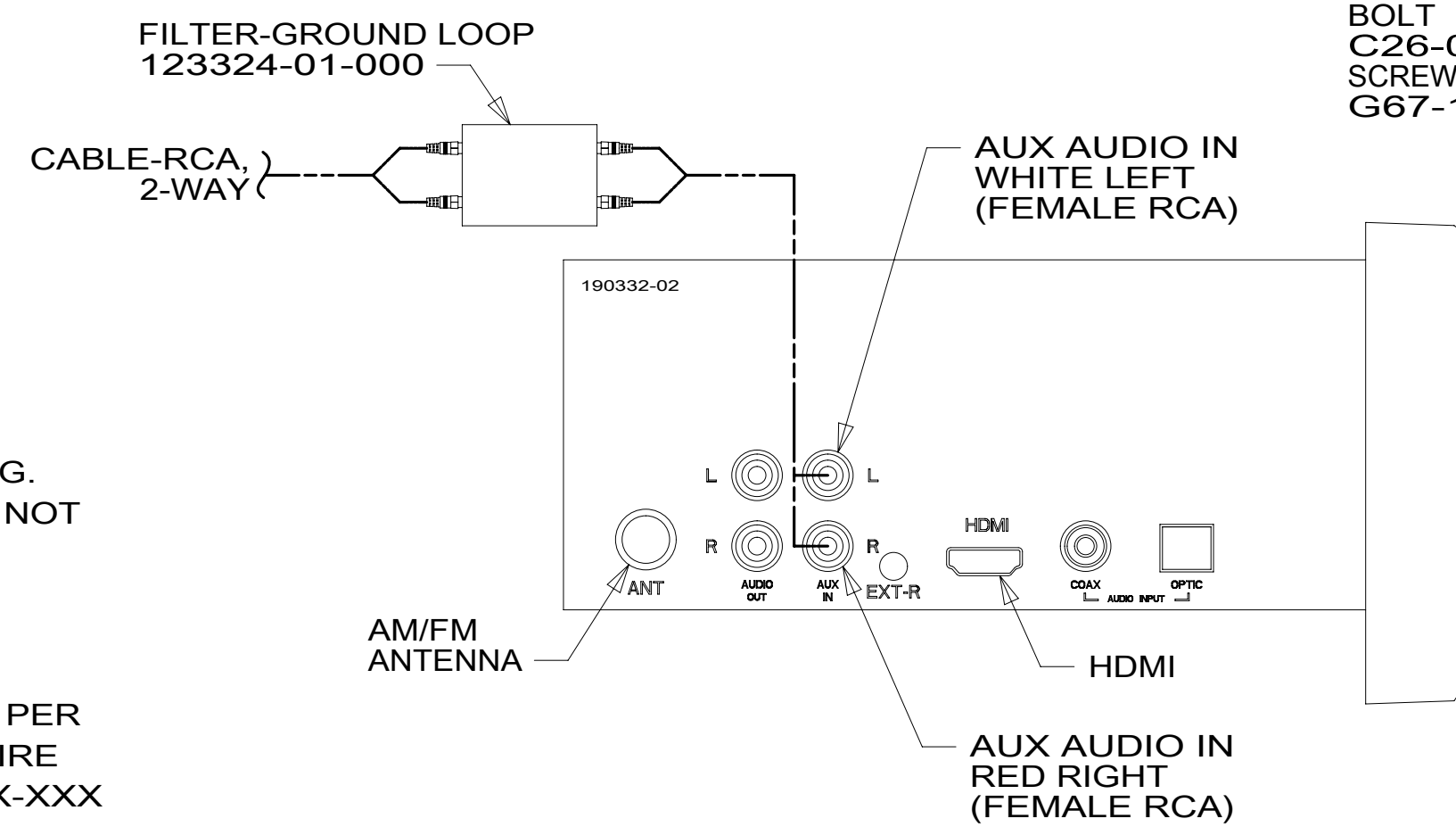
FOR ELECTRICAL CALLOUTS SEE DWG NO. 121339-01-000



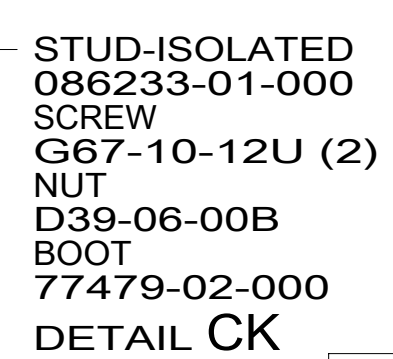
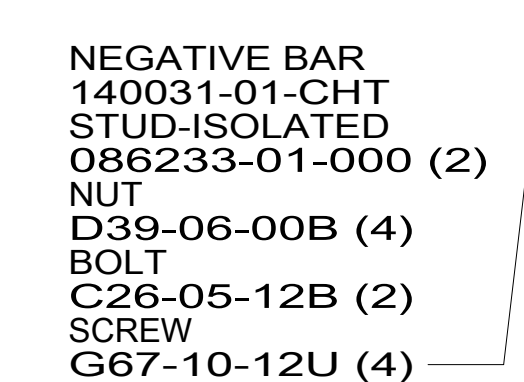
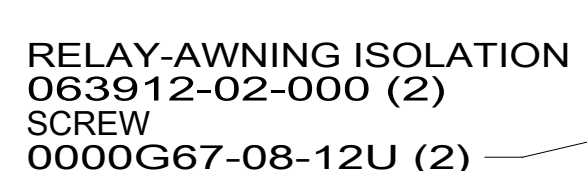
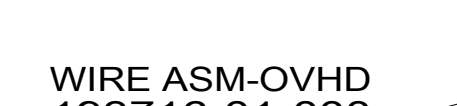
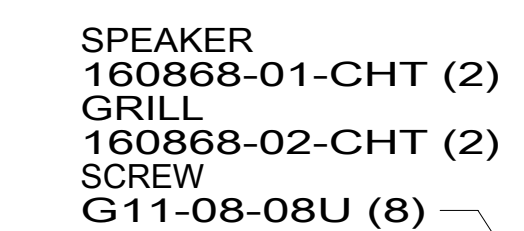
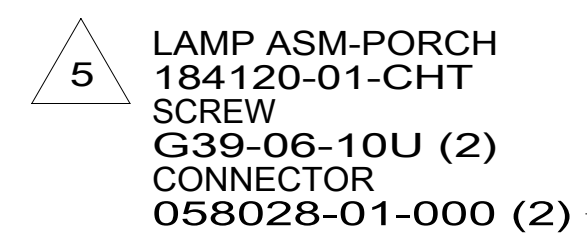
DETAIL BA



DETAIL BB

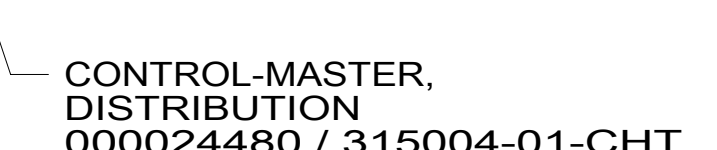
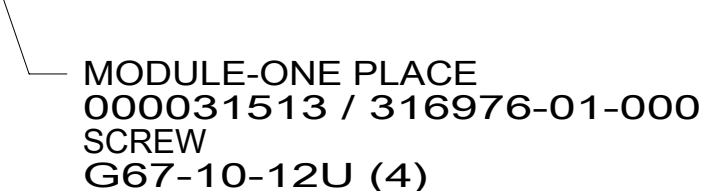
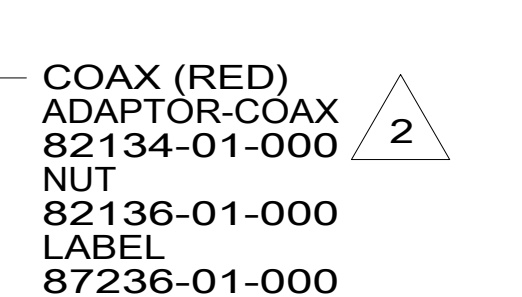

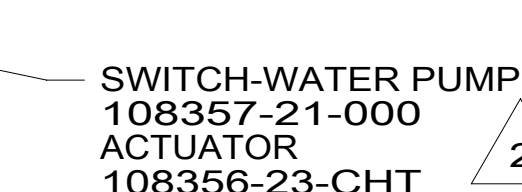
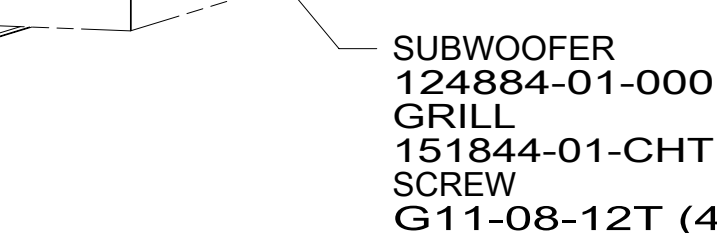
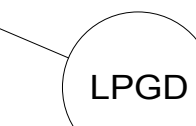
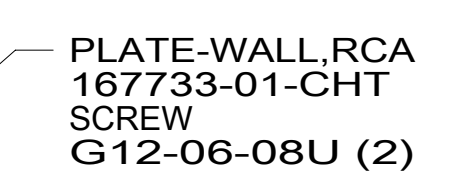

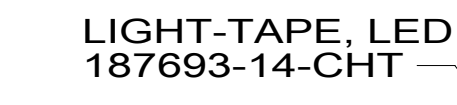
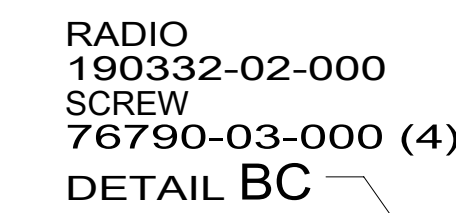



DETAIL BC



FOR ELECTRICAL TORQUE SPECIFICATIONS SEE DWG NO. 128783-01-000

FOR ELECTRICAL CALLOUTS SEE DWG NO. 121339-01-000



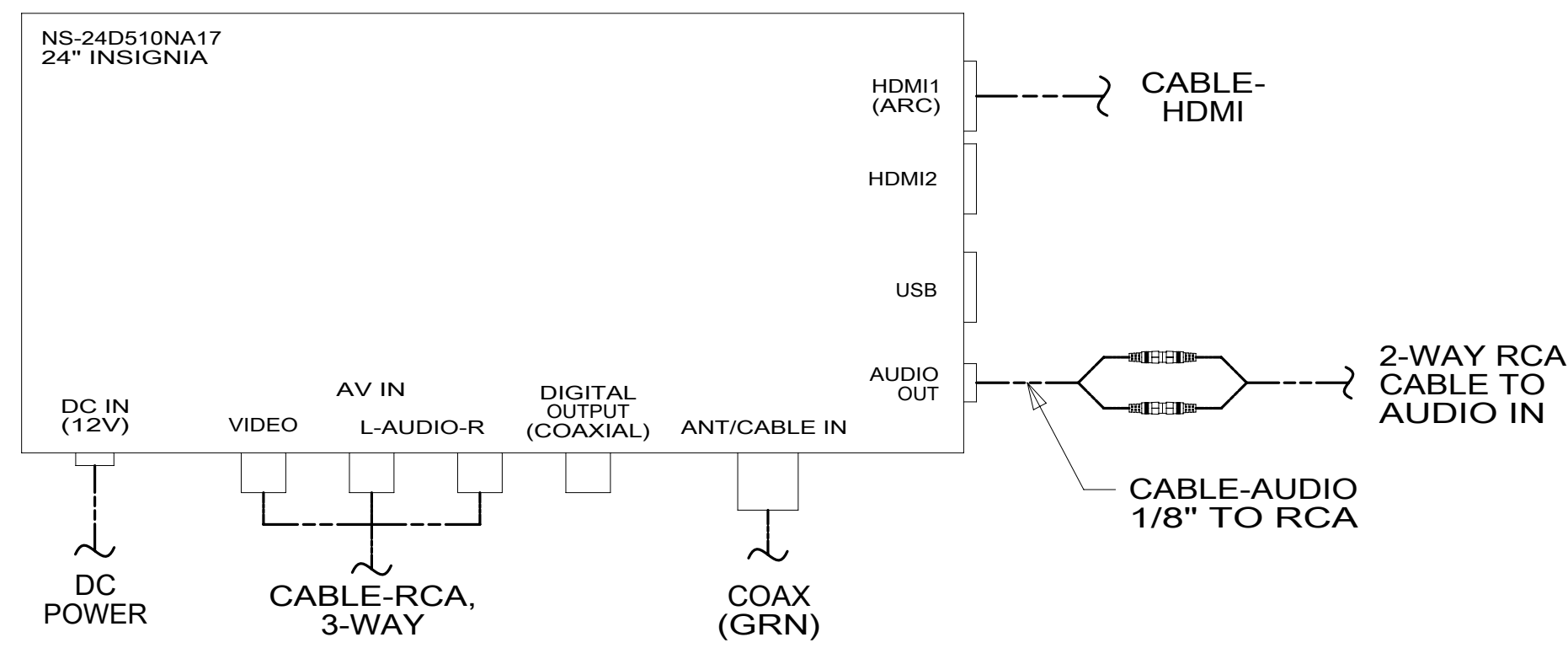
- NOTES:
- 5 MOUNT ON EXTERIOR SURFACE OF VAN SIDEWALL.
  - 4 COAX IS PART OF WIRE ASM-COACH.
  - 3 COVER ALL WIRES AND CABLES WITH CONVOLUTED TUBING. SECURE TO TV BRACKET SO THAT WIRES AND CABLES DO NOT BECOME PINCHED.
  - 2 MOUNTED IN EXTERIOR SERVICE CENTER.
  - 1. AT MINIMUM ALL WIRES TO BE SUPPORTED AND SECURED PER CODE REQUIREMENTS. USE CLAMP 10495 OR 10497 OR WIRE TIE 8343 OR 108046 AND SCREW G67-XX-XXX OR G56-XX-XXX AS APPROPRIATE FOR INSTALLATION.

265 CODES/STANDARDS-CSA/CMVSS  
1B1 CODES/STANDARDS USA

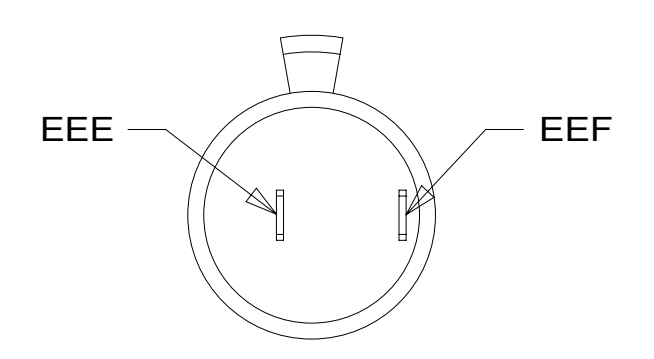
DESCRIPTION:  
**WIRING INSTL-BODY, 12V**

1B1 265

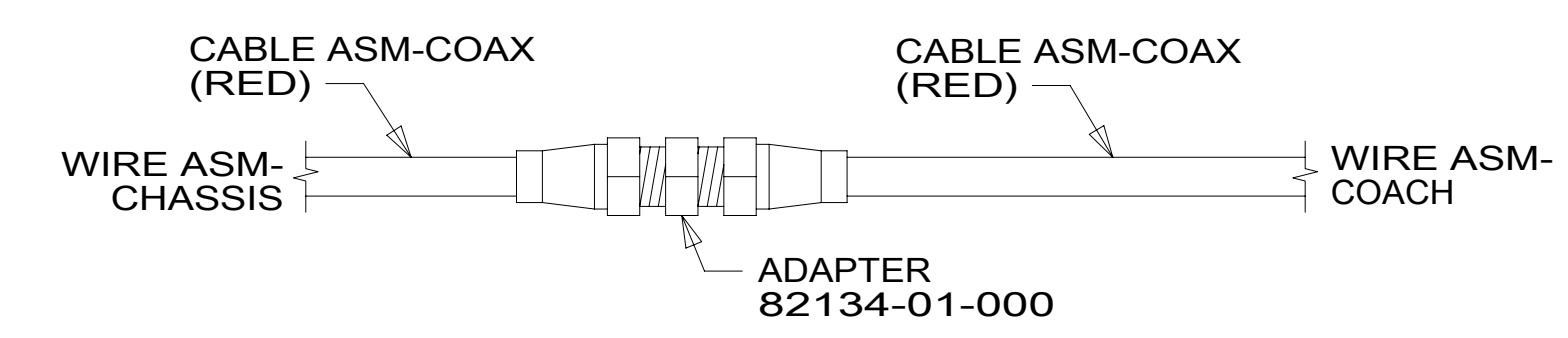
SHEET: 2 OF 4 ITEM/PART NO: 000027482 / 31598101000 REV



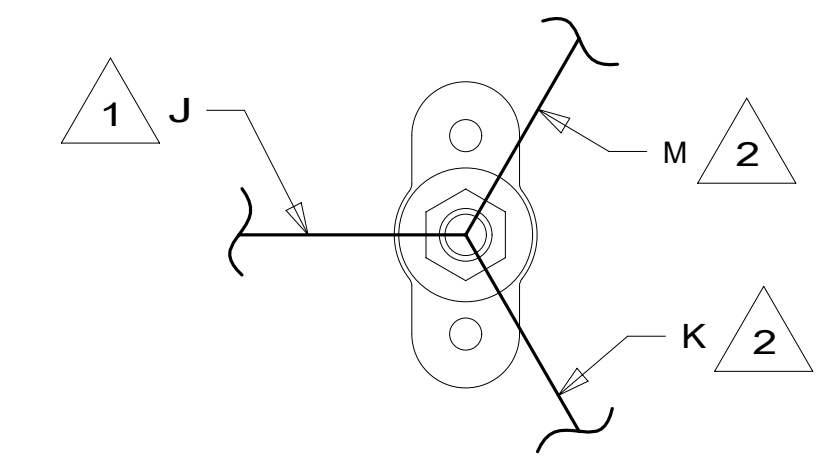
DETAIL CA



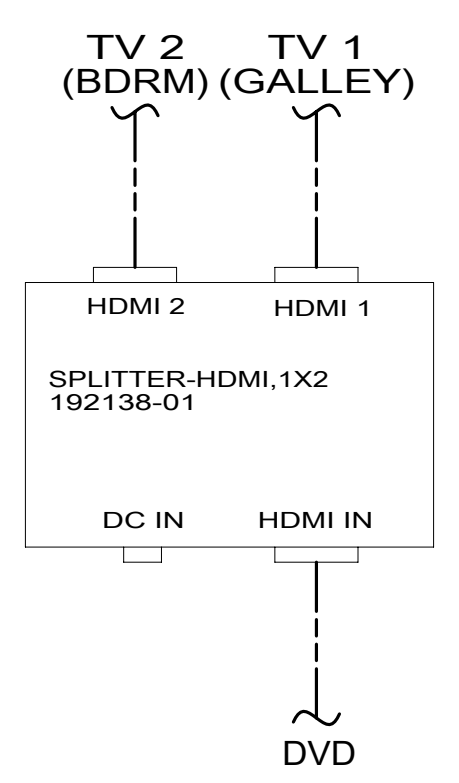
DETAIL CD



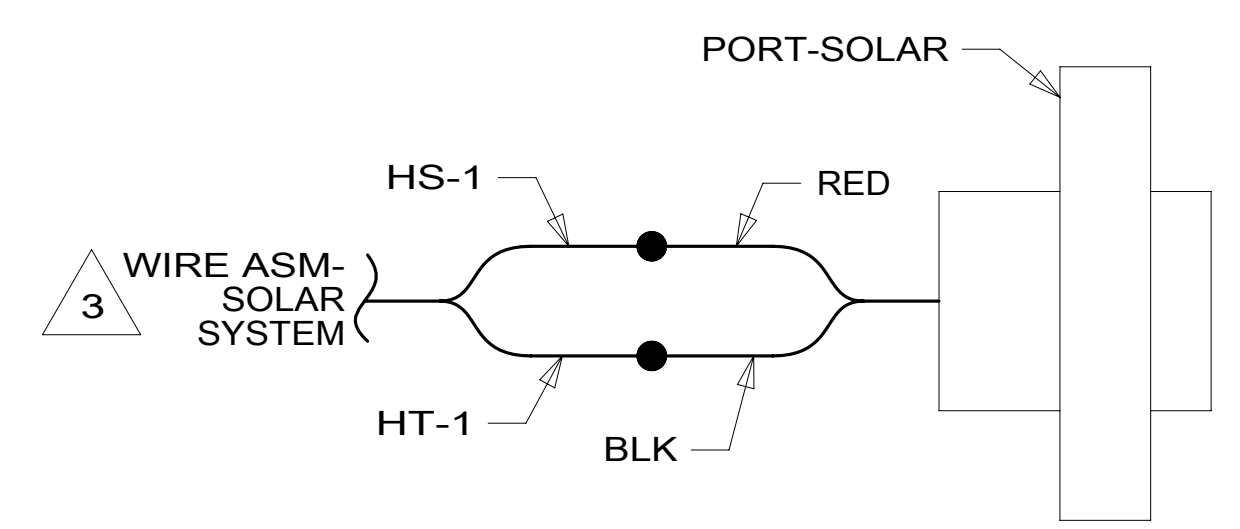
DETAIL CF



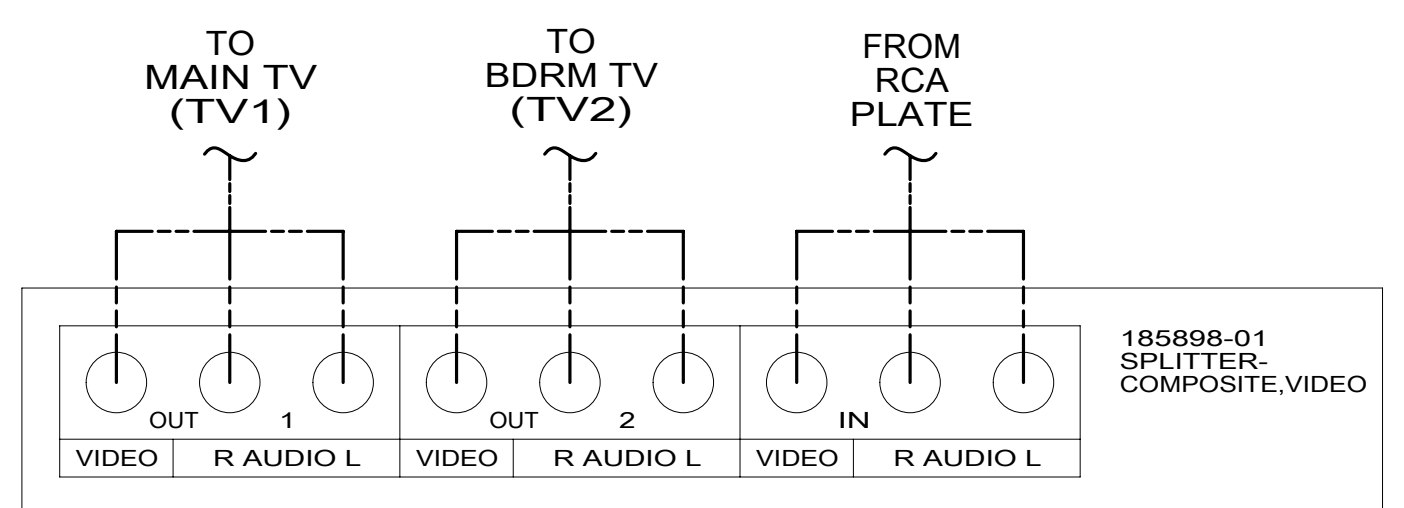
DETAIL CK



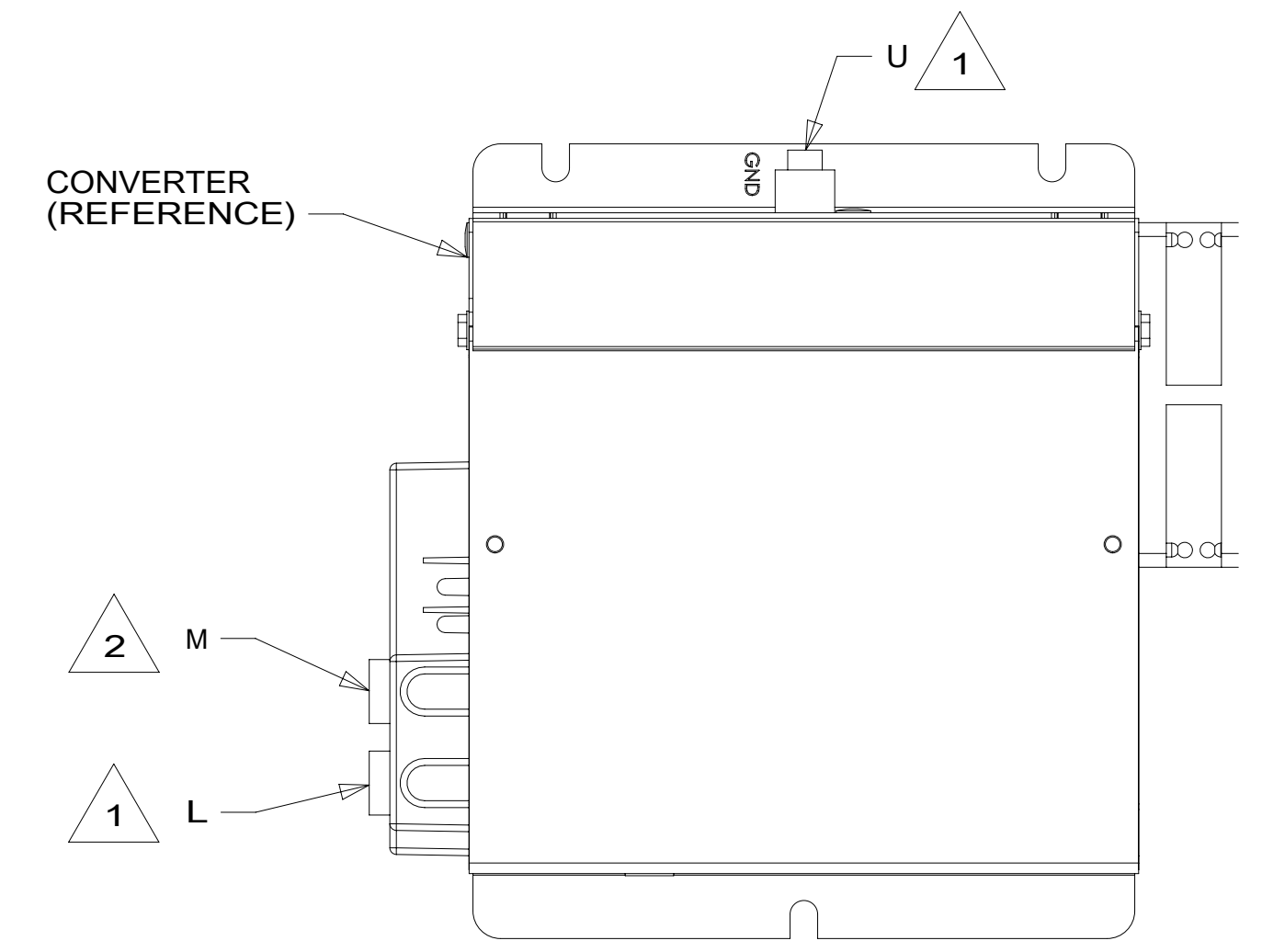
DETAIL CE



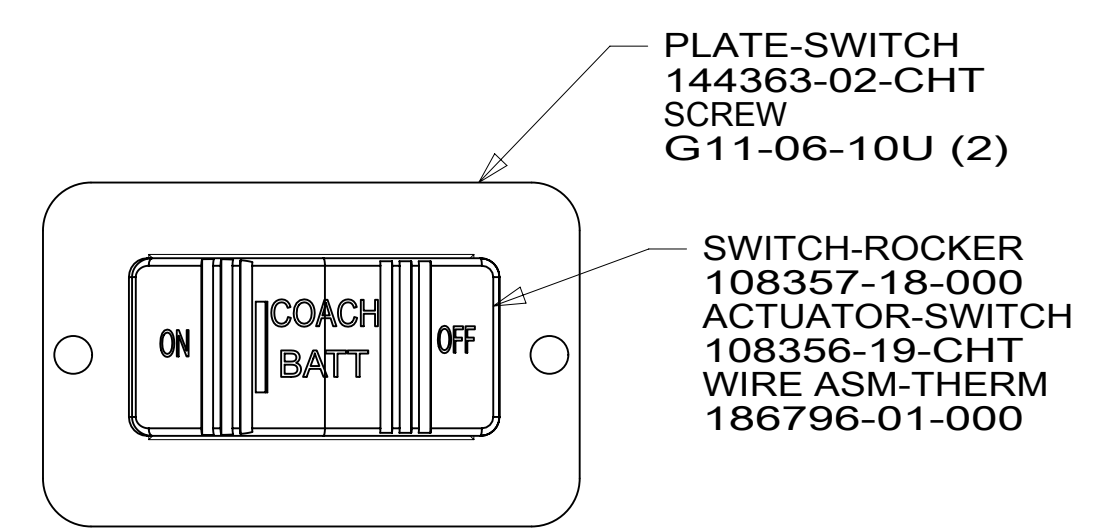
DETAIL CG 3AA



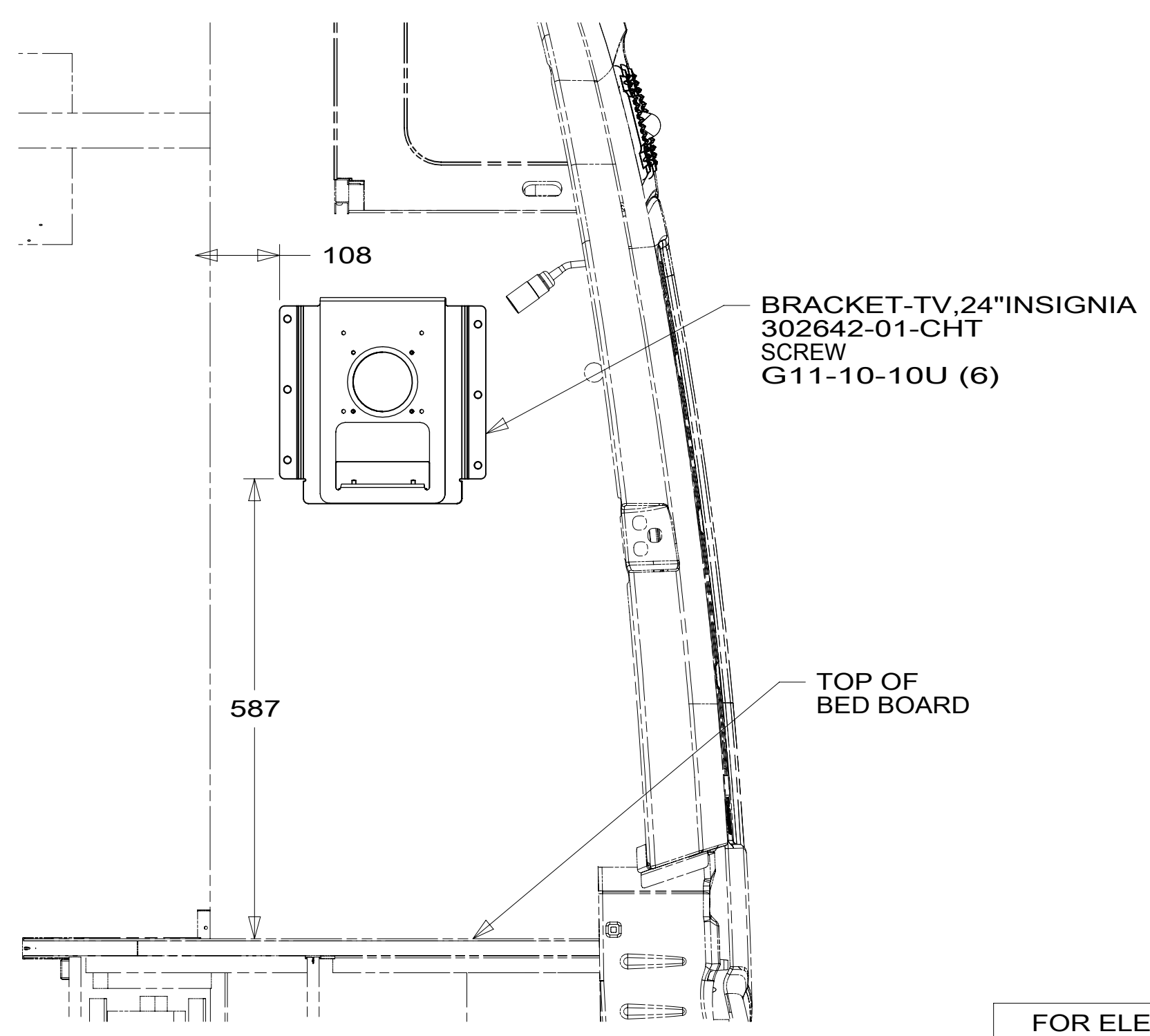
DETAIL CB



DETAIL CJ



DETAIL CC



VIEW CH (TV NOT SHOWN)

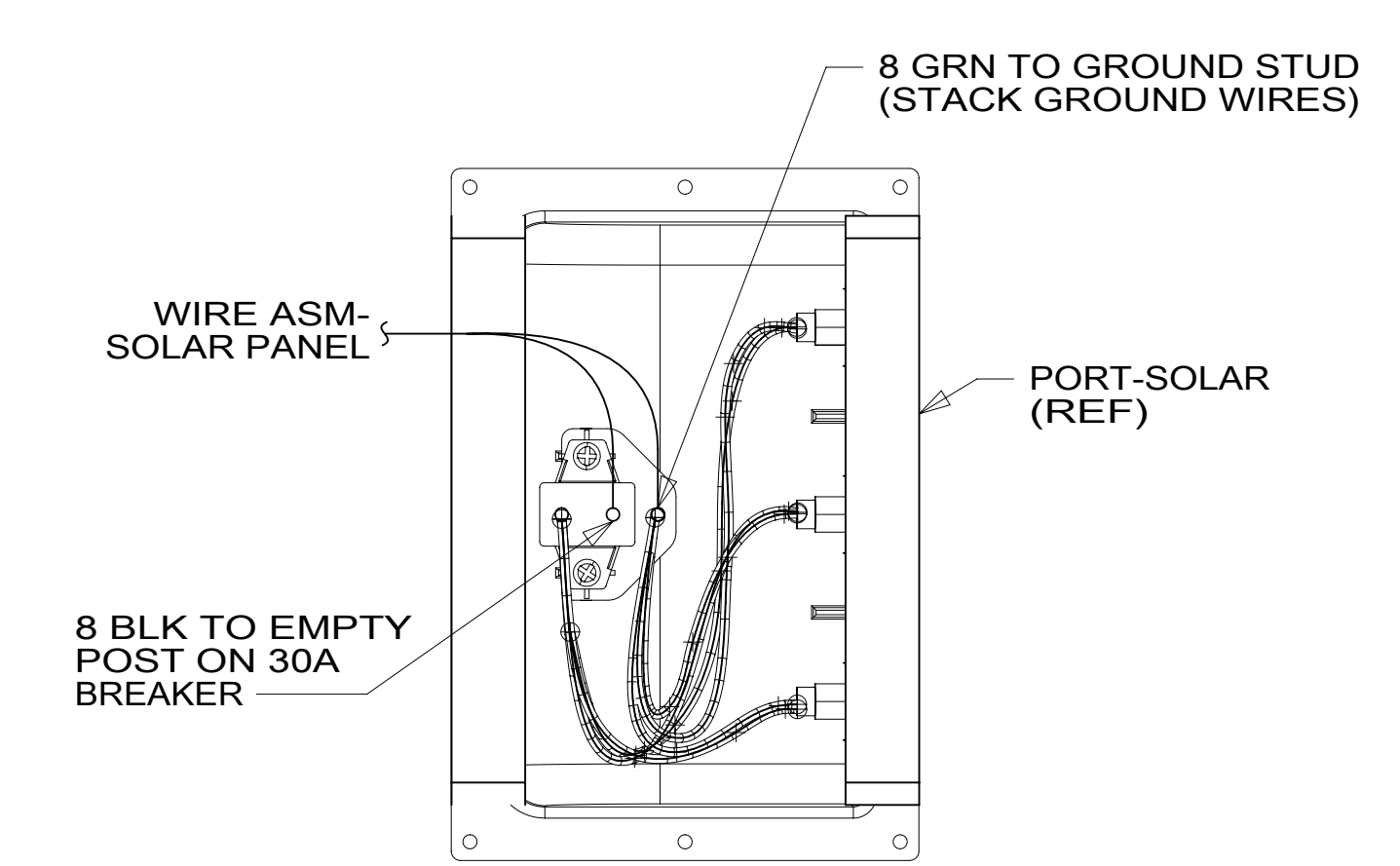
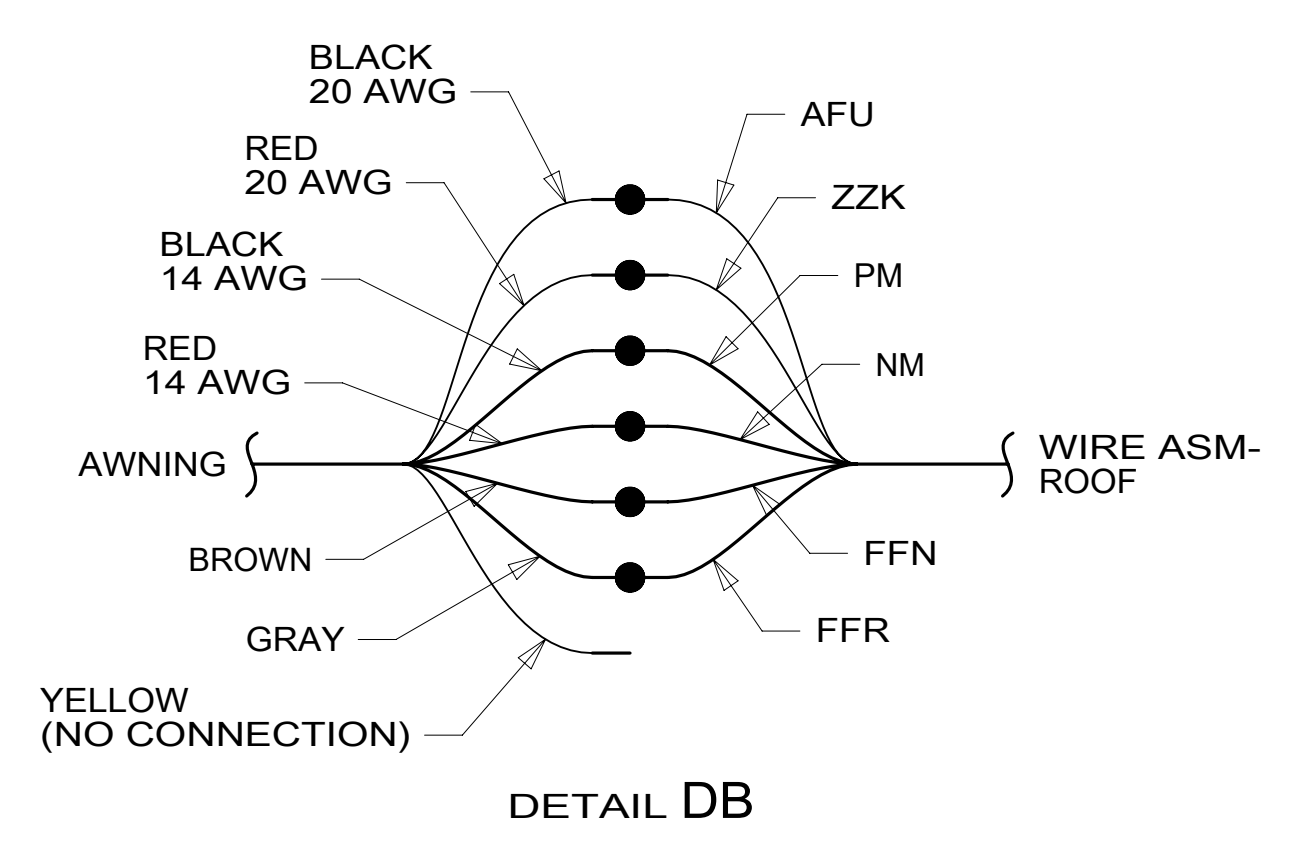
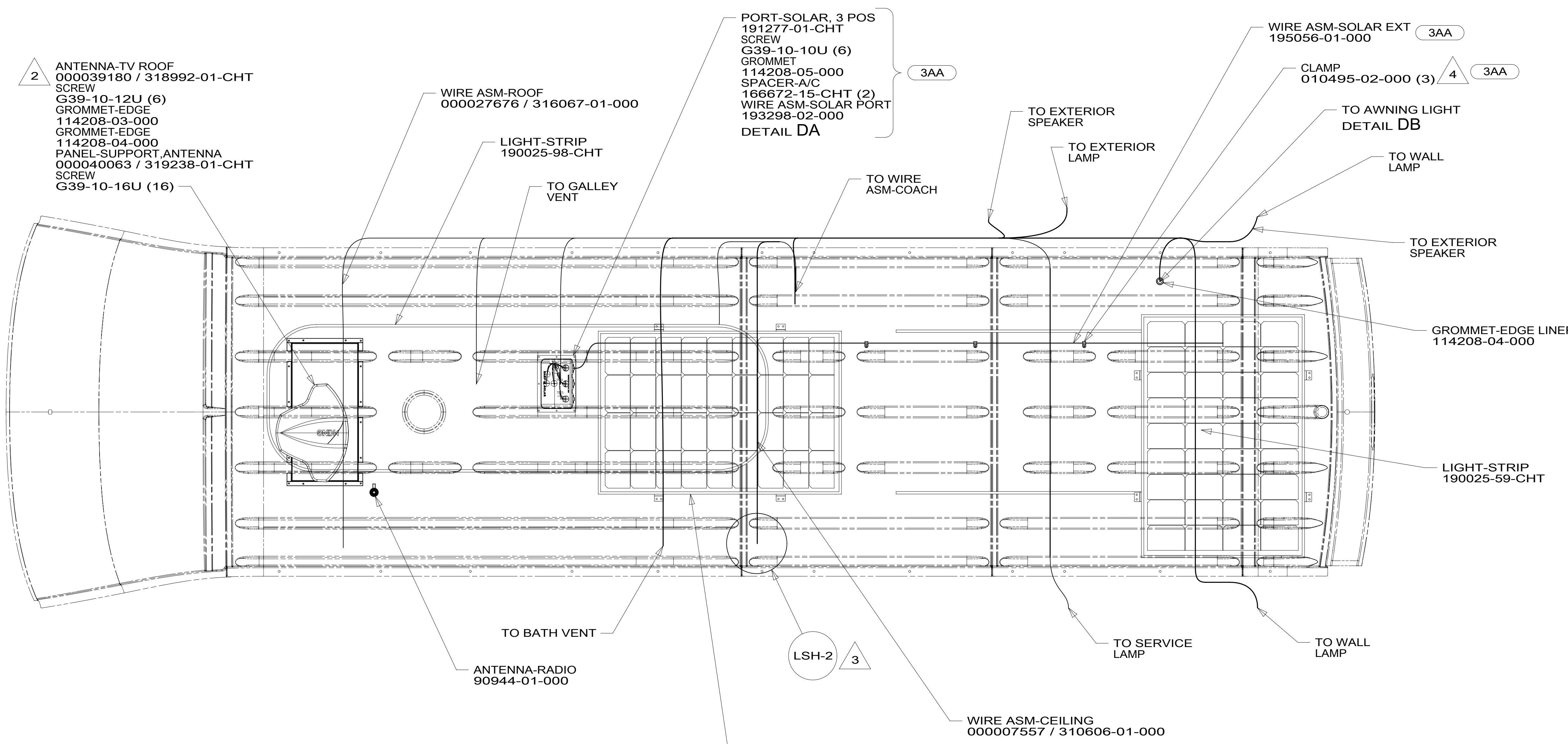
- NOTES:
- 3 SEE WIRE ASM-SOLAR SYSTEM AND WIRE ASM-CHASSIS FOR ADDITIONAL INFORMATION.
  - 2 CIRCUIT FROM WIRE ASM-COACH.
  - 1 CIRCUIT FROM WIRE ASM-CHASSIS.

FOR ELECTRICAL TORQUE SPECIFICATIONS SEE DWG NO. 128783-01-000

FOR ELECTRICAL CALLOUTS SEE DWG NO. 121339-01-000

- 3AA SOLAR PANEL/BATT CHARGER SYS
- 265 CODES/STANDARDS-CSA/CMVSS
- 1B1 CODES/STANDARDS USA

DESCRIPTION:		1B1 265	
<b>WIRING INSTL-BODY, 12V</b>			
SHEET:	ITEM/PART NO.:	REV:	
3 OF 4	000027482 / 31598101000		



2 ANTENNA-TV ROOF  
000039180 / 318992-01-CHT  
SCREW  
G39-10-12U (6)  
GROMMET-EDGE  
114208-03-000  
GROMMET-EDGE  
114208-04-000  
PANEL-SUPPORT,ANTENNA  
000040063 / 319238-01-CHT  
SCREW  
G39-10-16U (16)

PORT-SOLAR, 3 POS  
191277-01-CHT  
SCREW  
G39-10-10U (6)  
GROMMET  
114208-05-000  
SPACER-A/C  
166672-15-CHT (2)  
WIRE ASM-SOLAR PORT  
193298-02-000  
DETAIL DA

WIRE ASM-SOLAR EXT  
195056-01-000 (3AA)  
CLAMP  
010495-02-000 (3) (4) (3AA)

PANEL-SOLAR 100 WATT  
191276-01-CHT (2)  
MOUNTING FEET-SOLAR, QTY 4  
000031418 / 316962-01-000 (2) (3AA) (2)  
SCREW  
G39-10-10U (16)

- 4 ATTACH CLAMPS WHEN MOUNTING A/C SUPPORT PANEL. SEE A/C SYSTEM INSTALLATION FOR ADDITIONAL INFORMATION.
- 3 MOUNTED ON INTERIOR SURFACE OF ROOF.
- 2 MOUNTED ON EXTERIOR SURFACE OF ROOF.

1. AT MINIMUM ALL WIRES TO BE SUPPORTED AND SECURED PER CODE REQUIREMENTS. USE CLAMP 10495 OR 10497 OR WIRE TIE 8343 OR 108046 AND SCREW G67-XX-XXX OR G56-XX-XXX AS APPROPRIATE FOR INSTALLATION.

NOTES:

- 3AA SOLAR PANEL/BATT CHARGER SYS
- 265 CODES/STANDARDS-CSA/CMVSS
- 1B1 CODES/STANDARDS USA

FOR ELECTRICAL TORQUE SPECIFICATIONS SEE DWG NO. 128783-01-000

FOR ELECTRICAL CALLOUTS SEE DWG NO. 121339-01-000

DESCRIPTION: <b>WIRING INSTL-BODY, 12V</b>	
SHEET: <b>4 OF 4</b>	ITEM/PART NO.: <b>000027482 / 31598101000</b>
REV <b>05-Jul-2017</b>	