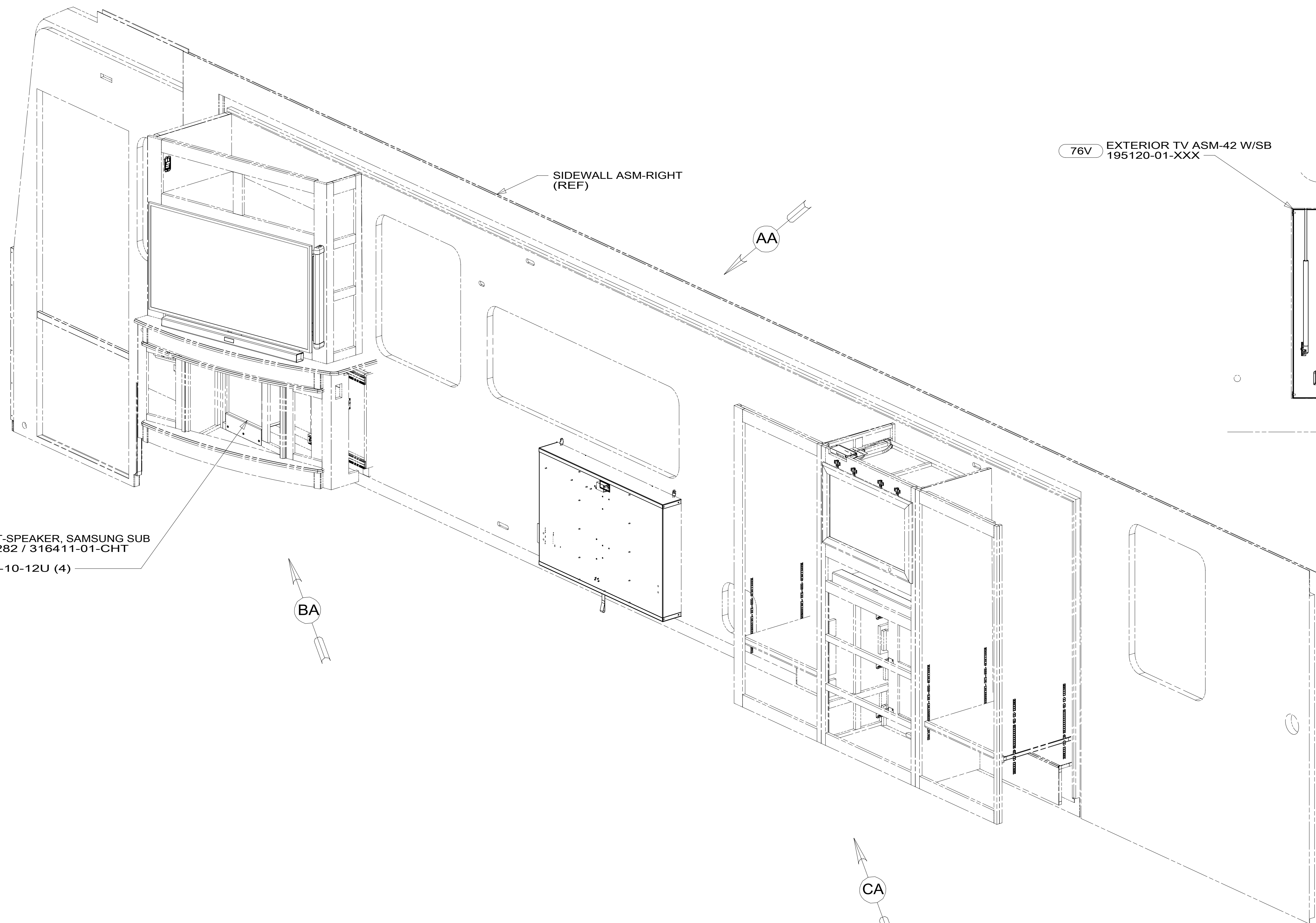


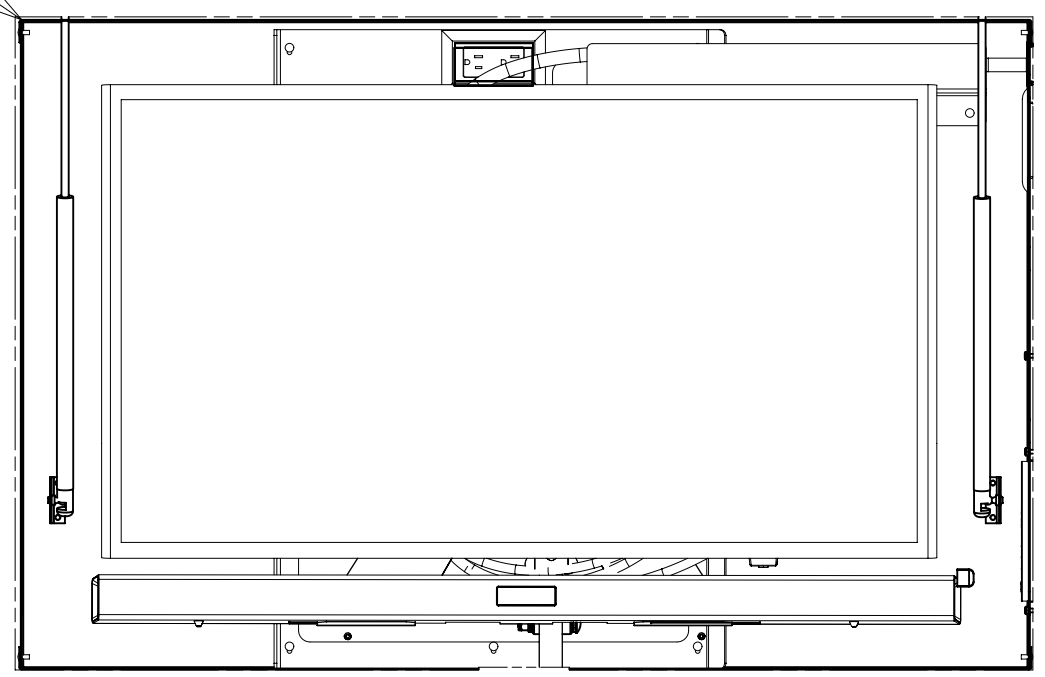
8 7 6 5 4 3 2 1

D
C
B
A

D
C
B
A

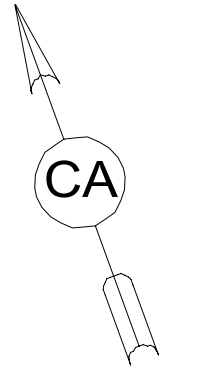
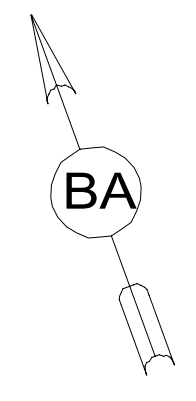


76V EXTERIOR TV ASM-42 W/SB
195120-01-XXX



VIEW AA

1 BRACKET-SPEAKER, SAMSUNG SUB
000029282 / 316411-01-CHT
SCREW
000G67-10-12U (4)



- 76V EXT ENT CTR W/TV & SOUNDBAR
- 265 CODES/STANDARDS-CSA/CMVSS
- 1B1 CODES/STANDARDS USA

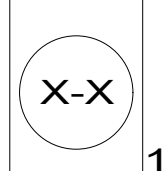
1B1 265



DSNR:	ALL DIMENSIONS ARE IN MILLIMETERS	
DIFFR:	MATERIAL:	
UNSPECIFIED TOLERANCES:		
WHOLE DIM (X)	: 3	
ONE-PLACE (X.X)	: 1.5	
TWO-PLACE (X.XX)	: 0.50	
ANGLE	: 1°	
REFER TO ES0018 FOR FASTENER TIGHTENING GUIDELINES	WEIGHT: (LBS)	FIRST USED:
		17 P40J

FOR ELECTRICAL TORQUE SPECIFICATIONS SEE DWG NO. 128783-01-000

FOR ELECTRICAL CALLOUTS SEE DWG NO. 121339-01-000



1 REMOVE FEET FROM SUB WOOFER AND USE SCREWS TO MOUNT SPEAKER TO BRACKET.

NOTES:

DESCRIPTION: WIRING INSTL-A/V, COACH		
SHEET: 1 OF 3	ITEM/PART NO: 000021453 / 31425401000	REV:
REF:	1 08-Sep-2017	

8 7 6 5 4 3 2 1

8 7 6 5 4 3 2 1

TV-50,FLAT
PANEL ELED, HDTV
194671-01-000
BOLT
OMC31K-08-025 (4)
WASHER
156569-01-CHT (4)

SPEAKER-SOUNDBAR W/SUB
195118-01-000
BRACKET-SOUNDBAR,
SAMSUNG,HW-J450
000008688 / 310880-01-CHT
SCREW
G11-08-12U (3)
SCREW
OMG02U-04-010 (2)

MATRIX-HDMI,BALUN
180504-07-000
BRACKET-MOUNTING,
RECEIVER
180543-03-CHT
SCREW
G11-08-12U (2)

BRACKET ASM INSTL-TV,50"SAMSUNG
000002342 / 310056-01-XXX

CLAMP
10497-10-000
SCREW
G11-08-10U

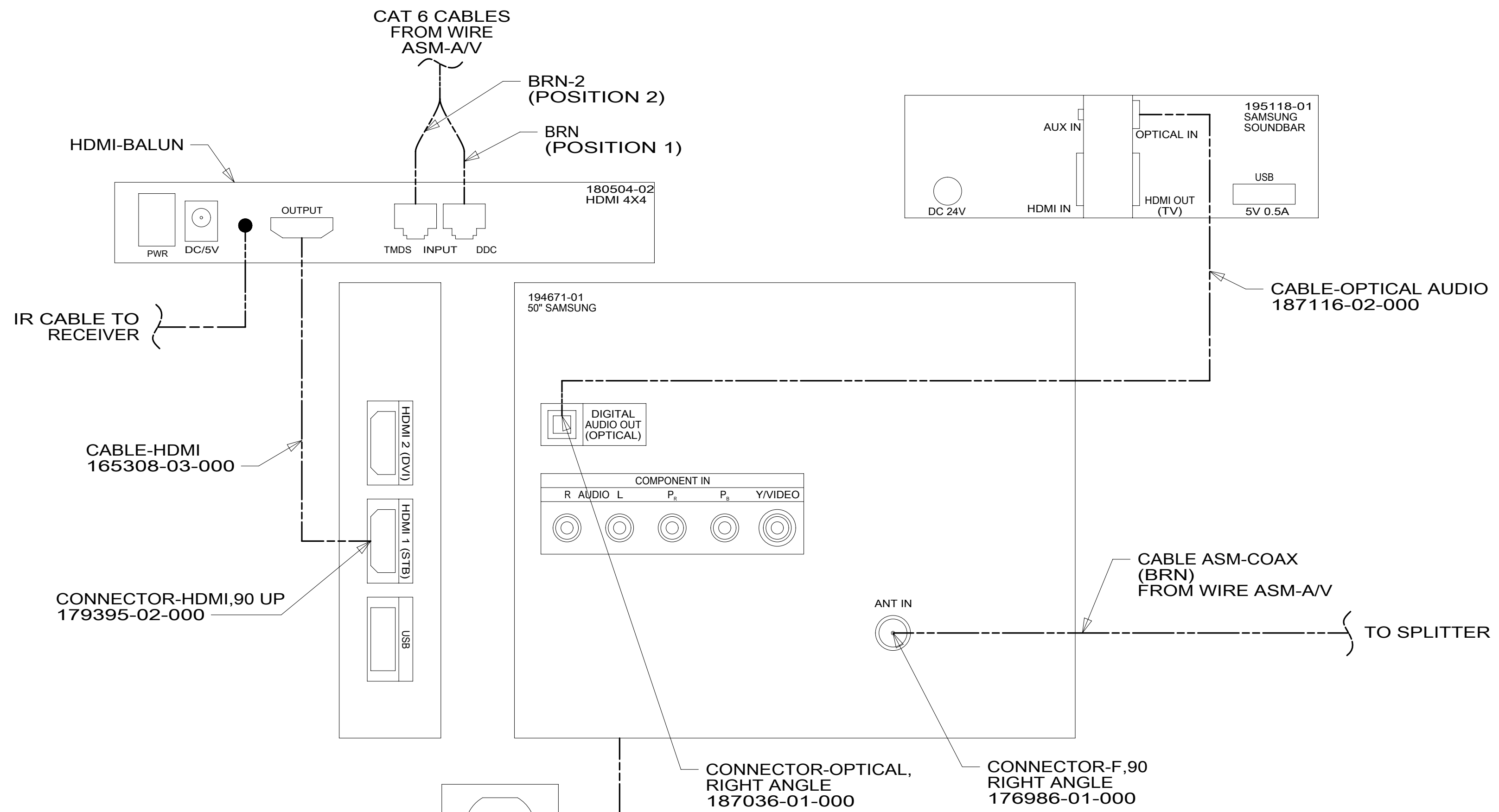
LEVEL BRACKET
& ATTACH TO
CABINET HERE

430

VIEW BB
(SOUND BAR
NOT SHOWN)

BB

VIEW BA



VIEW BC

1 USE TIE-WIRE 8343-04-000 TO ATTACH WIRE ASM TO HOLES IN BRACKET ASM INSTL-TV,50"SAMSUNG.

FOR ELECTRICAL TORQUE SPECIFICATIONS SEE DWG NO. 128783-01-000

FOR ELECTRICAL CALLOUTS SEE DWG NO. 121339-01-000

265 CODES/STANDARDS-CSA/CMVSS

1B1 CODES/STANDARDS USA

1B1 265

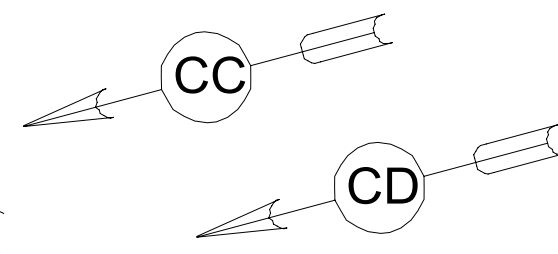
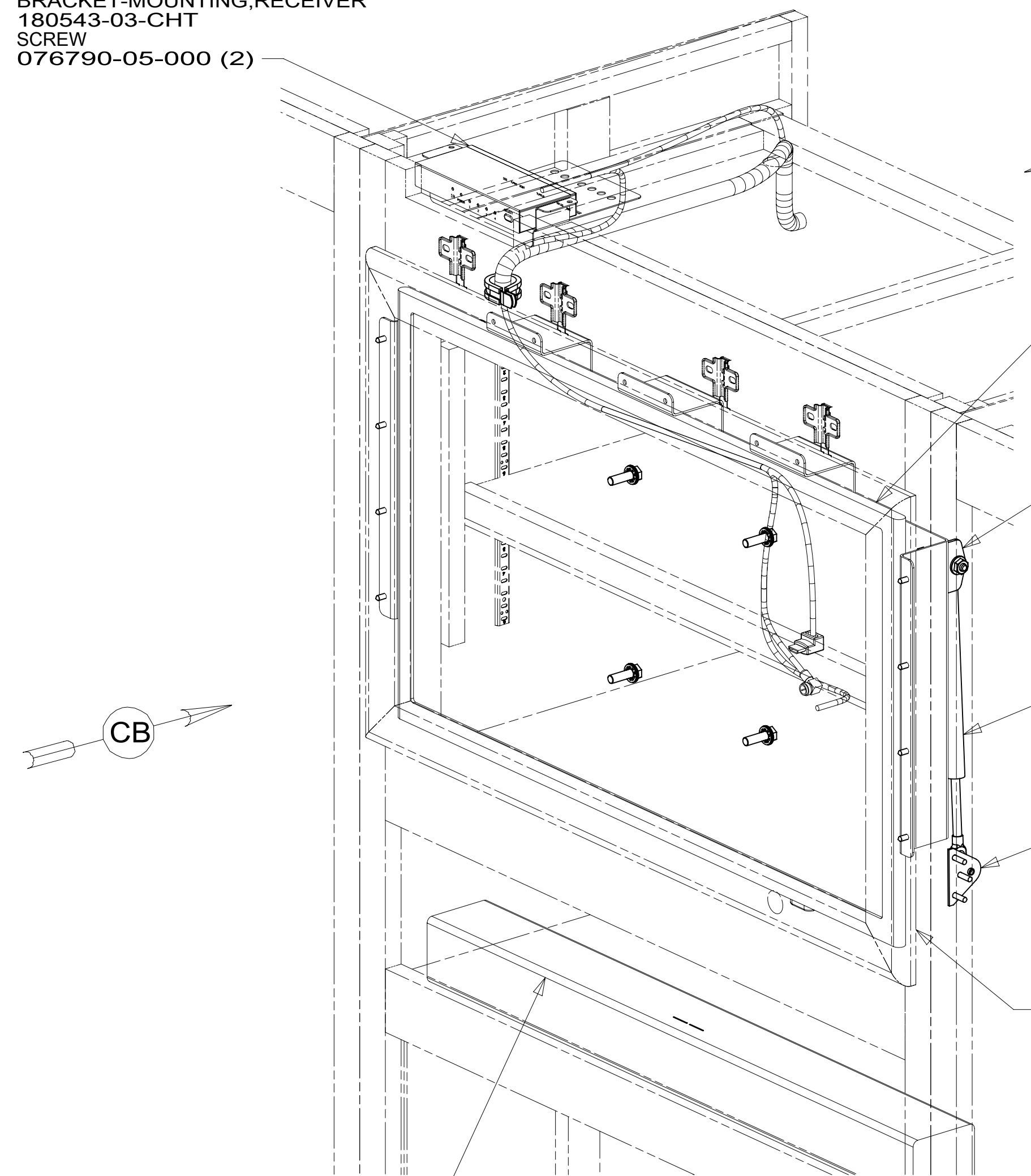
DESCRIPTION: WIRING INSTL-AV, COACH

SHEET: 2 OF 3 ITEM/PART NO: 000021453 / 31425401000 REV

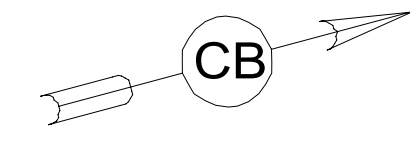
08-Sep-2017

8 7 6 5 4 3 2 1

MATRIX-HDMI,BALUN GEN 2
 180504-07-000
 BRACKET-MOUNTING,RECEIVER
 180543-03-CHT
 SCREW
 076790-05-000 (2)



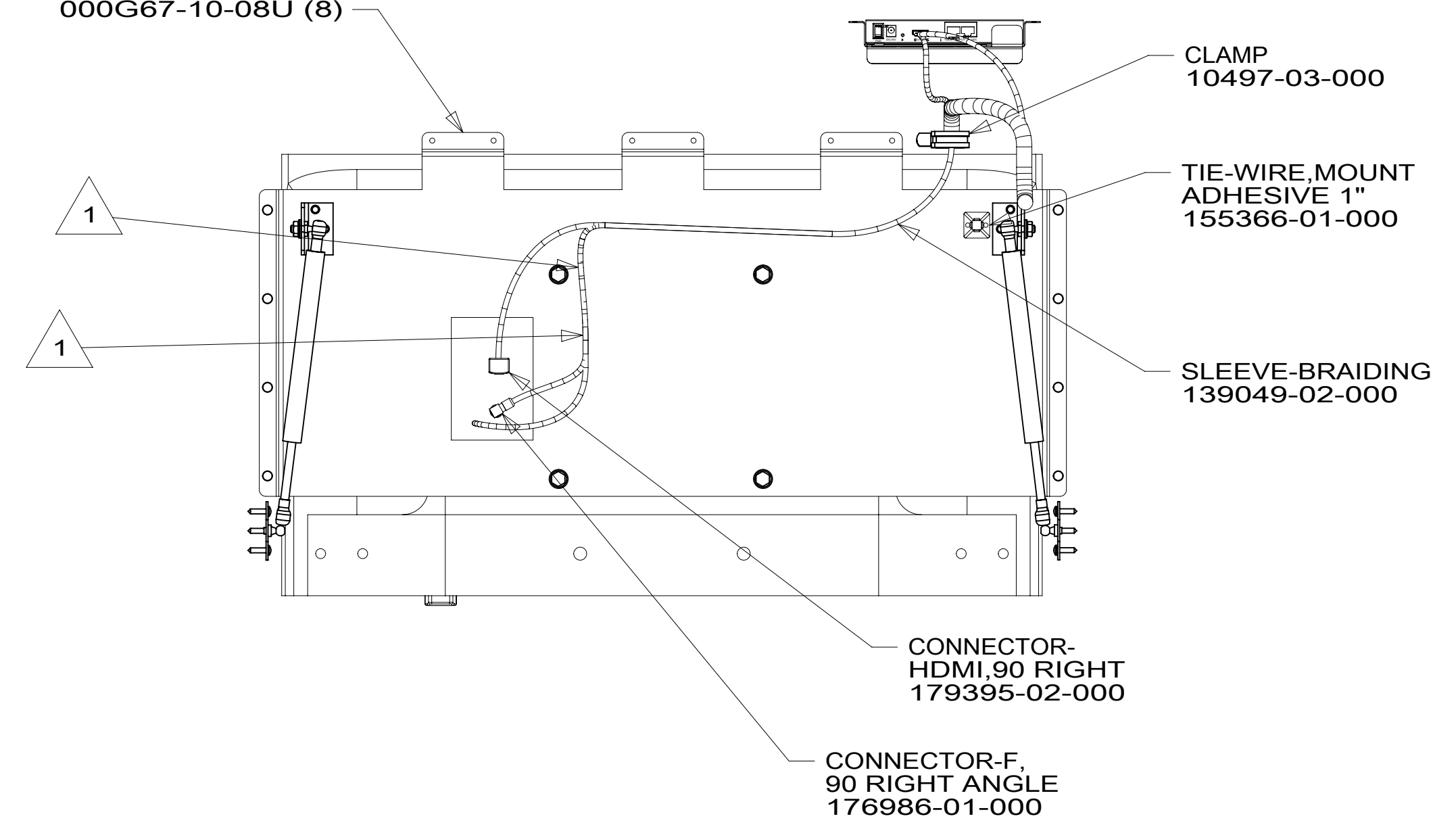
- TV-32 1080P
000127992 / 324872-01-000
SCREW
OMC31K-08-025 (4)
WASHER
156569-01-CHT (4)
- BRACKET-GAS SPRING
126263-06-CHT (2)
SCREW
000G39-08-08U (6)
- SPRING-GAS
142569-38-000 (2)
- BRACKET-GAS SPRING
126263-08-CHT (2)
SCREW
G67-10-12U (6)
- DOOR ASM-TV
(REF)



SPEAKER-SOUNDBAR,NO SUB
 000001795 / 301429-01-000
 FASTENER-DUAL LOCK
 085744-01-000 (50 MM) (2)
 085744-02-000 (50 MM) (2)
 CABLE-OPTICAL
 187116-02-000

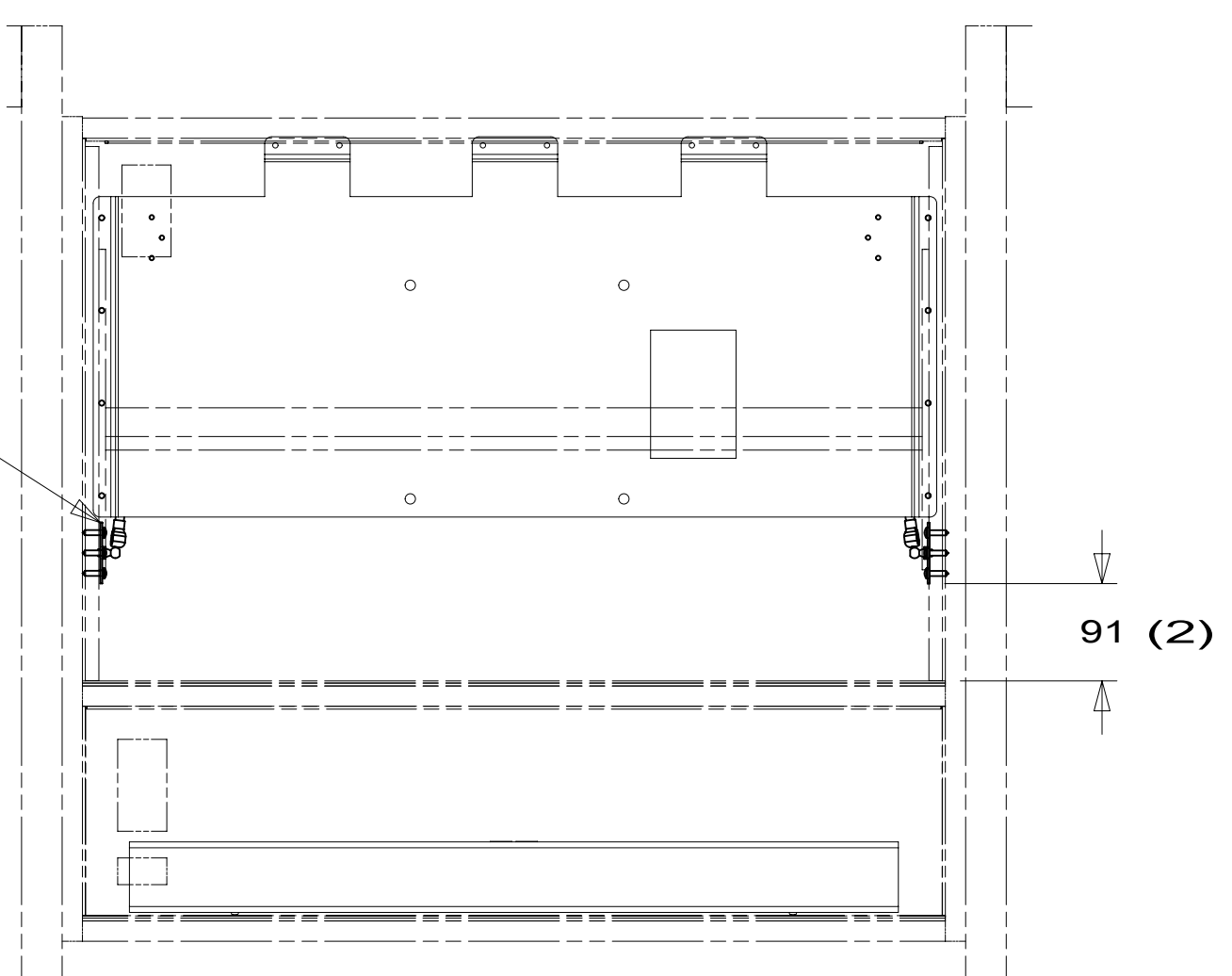
VIEW CA

BRACKET-TV,DOOR MOUNT
 301051-01-CHT
 SCREW
 000G67-10-08U (8)

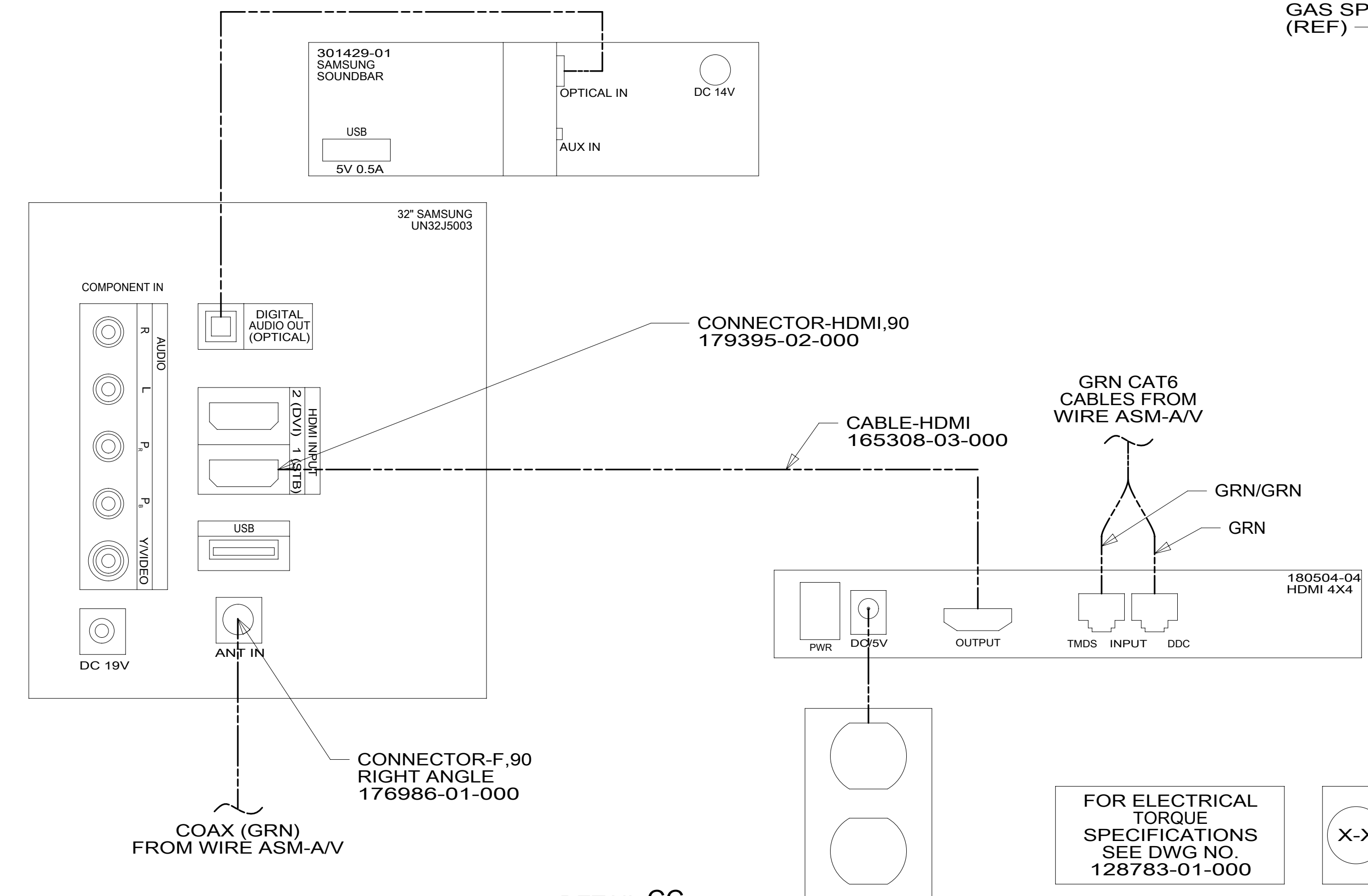


VIEW CD

BRACKET-GAS SPRING (2)
(REF)



VIEW CB
(TV & CABINET
FACE FRAME
NOT SHOWN)



DETAIL CC

1 USE TIE-WIRE 8343-04-000 TO ATTACH WIRE ASM TO HOLES IN BRACKET ASM-MOUNT,TV.

NOTES:

FOR ELECTRICAL TORQUE SPECIFICATIONS SEE DWG NO. 128783-01-000

FOR ELECTRICAL CALLOUTS SEE DWG NO. 121339-01-000

- 265 CODES/STANDARDS-CSA/CMVSS
- 1B1 CODES/STANDARDS USA

DESCRIPTION: WIRING INSTL-A/V, COACH	
SHEET: 3 OF 3	ITEM/PART NO: 000021453 / 31425401000
REV 08-Sep-2017	