

- NOTES:**
- 1 CUT LIGHT GREEN/RED WIRE FROM PARK BRAKE SWITCH AND RECONNECT TO CIRCUIT DY OF CHASSIS ASM AS SHOWN.
  - 2 SECURE CONDUIT 41953, TAB AS REQUIRED, OVER ALL WIRES IN CONTACT WITH SHARP EDGES.
  - 3 USE WIRE TIES 8343-04-000 AND 116673-02-000 APPROXIMATELY 600MM ON CENTER UNLESS OTHERWISE SPECIFIED.
  - 4 FUSE LOCATED UNDER DASH BY STEERING COLUMN.
  - 5 SEE RADIO/MONITOR INSTL FOR ADDITIONAL INFORMATION.
  - 6 FUSE LOCATED UNDER DASH BY PARK BRAKE ASM.
  - 7 SEE LOAD CENTER/ATS ASM FOR ADDITIONAL INFORMATION.
  - 8 SEE SHEET 3 FOR ADDITIONAL INFORMATION.
  - 9 WIRE ASM ROUTED WITH WIRE ASM-CHASSIS FROM RIGHT SIDE TO LEFT SIDE.

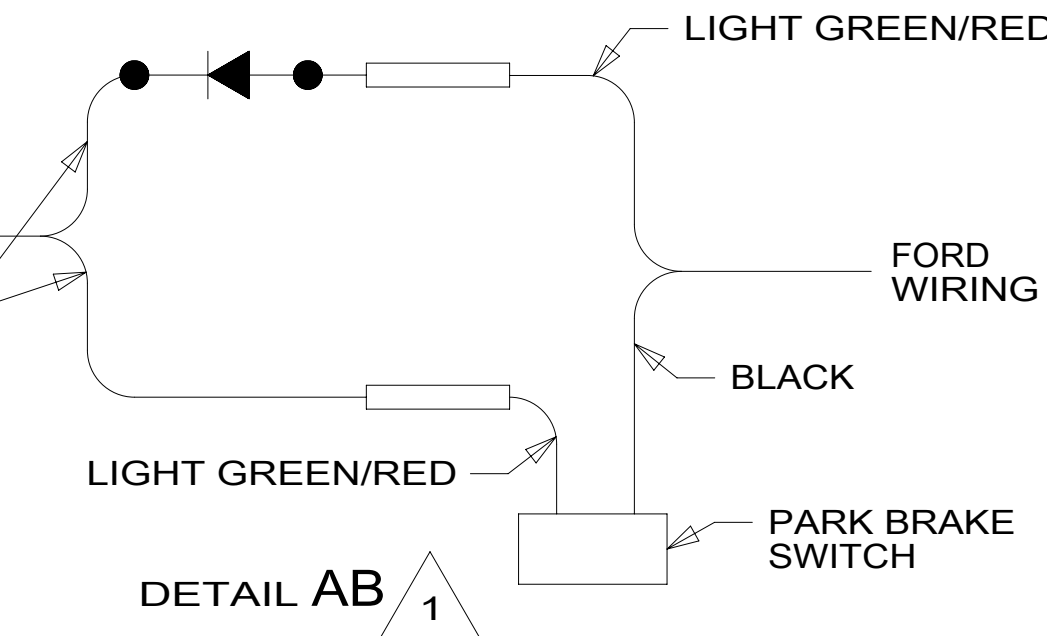
- 09A PREMIUM PACKAGE
- 644 GREAT ALASKAN RENTAL PACKAGE
- 283 MIRRORS-UPGRADE W/CAMERA
- 965 SEAT PEDESTALS-SWIVEL/SLIDE
- 16Y FORD CHASSIS - 14,500#\_GVWR
- 265 CODES/STANDARDS-CSA/CMVSS
- 1B1 CODES/STANDARDS USA

**WINNEBAGO**  
COPYRIGHT 2016 WINNEBAGO INDUSTRIES, INC.

DSNR:	ALL DIMENSIONS ARE IN MILLIMETERS
DIFTR:	
UNSPECIFIED TOLERANCES:	MATERIAL:
WHOLE DIM (X) : 3	
ONE-PLACE (X.X) : 1.5	
TWO-PLACE (X.XX) : 0.50	
ANGLE : 1°	
REFER TO ES0018 FOR FASTENER TIGHTENING GUIDELINES	WEIGHT: (LBS) FIRST USED: <b>17 331D</b>
DESCRIPTION: <b>WIRING INSTL-CHASSIS</b>	
SHEET: <b>1 OF 3</b>	ITEM/PART NO: <b>00004191 / 31208601000</b>
REF:	

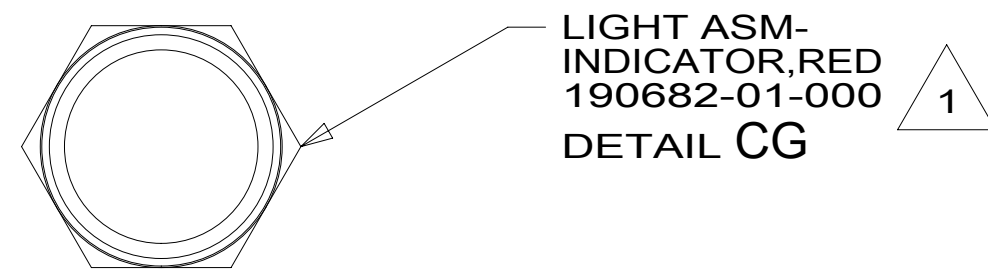
FOR ELECTRICAL TORQUE SPECIFICATIONS SEE DWG NO. 128783-01-000

FOR ELECTRICAL CALLOUTS SEE DWG NO. 121339-01-000





8 7 6 5 4 3 2 1



LIGHT ASM-INDICATOR, RED  
190682-01-000  
DETAIL CE

1

JACKS DOWN

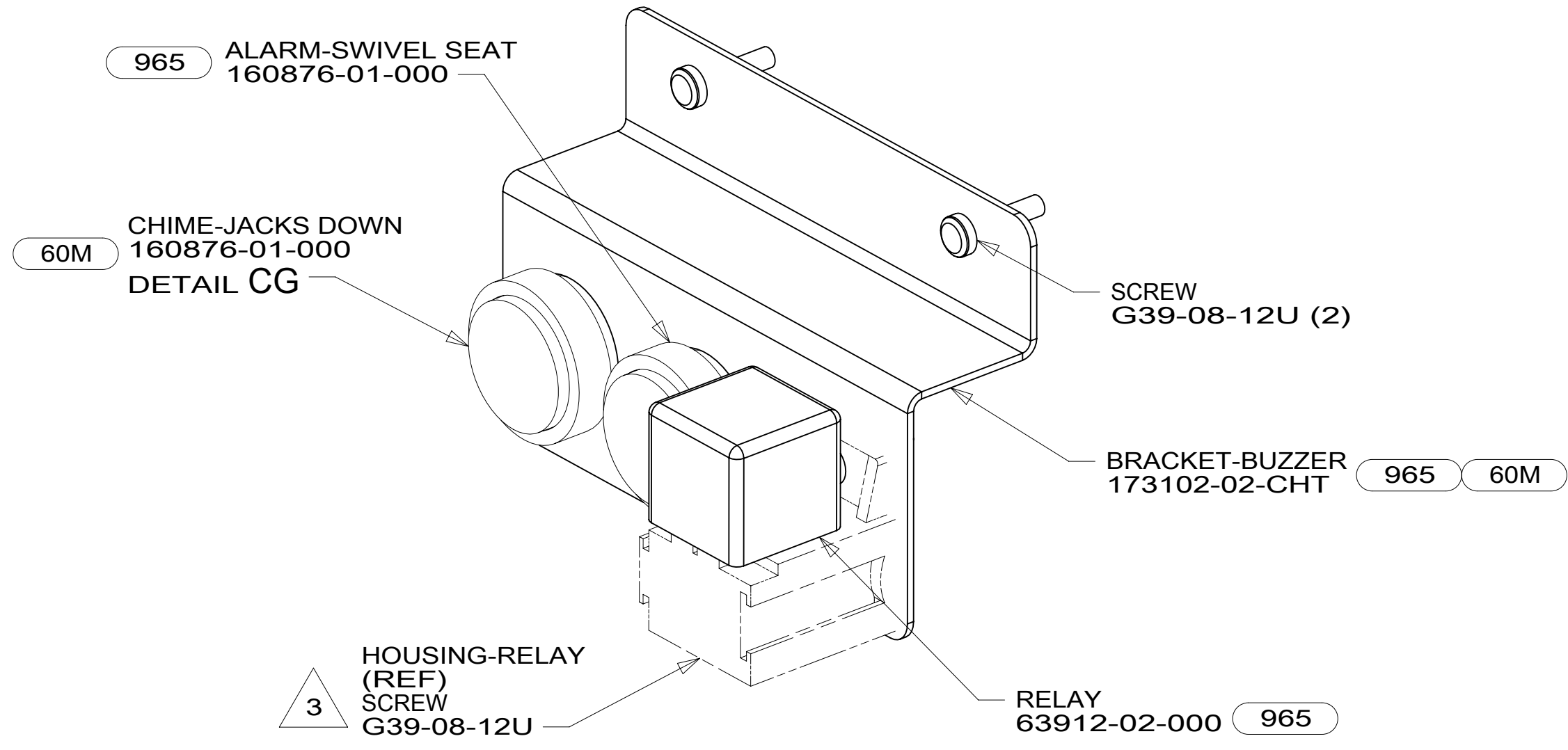
LABEL-JACKS DOWN  
133533-01-CHT

DETAIL CE 60M

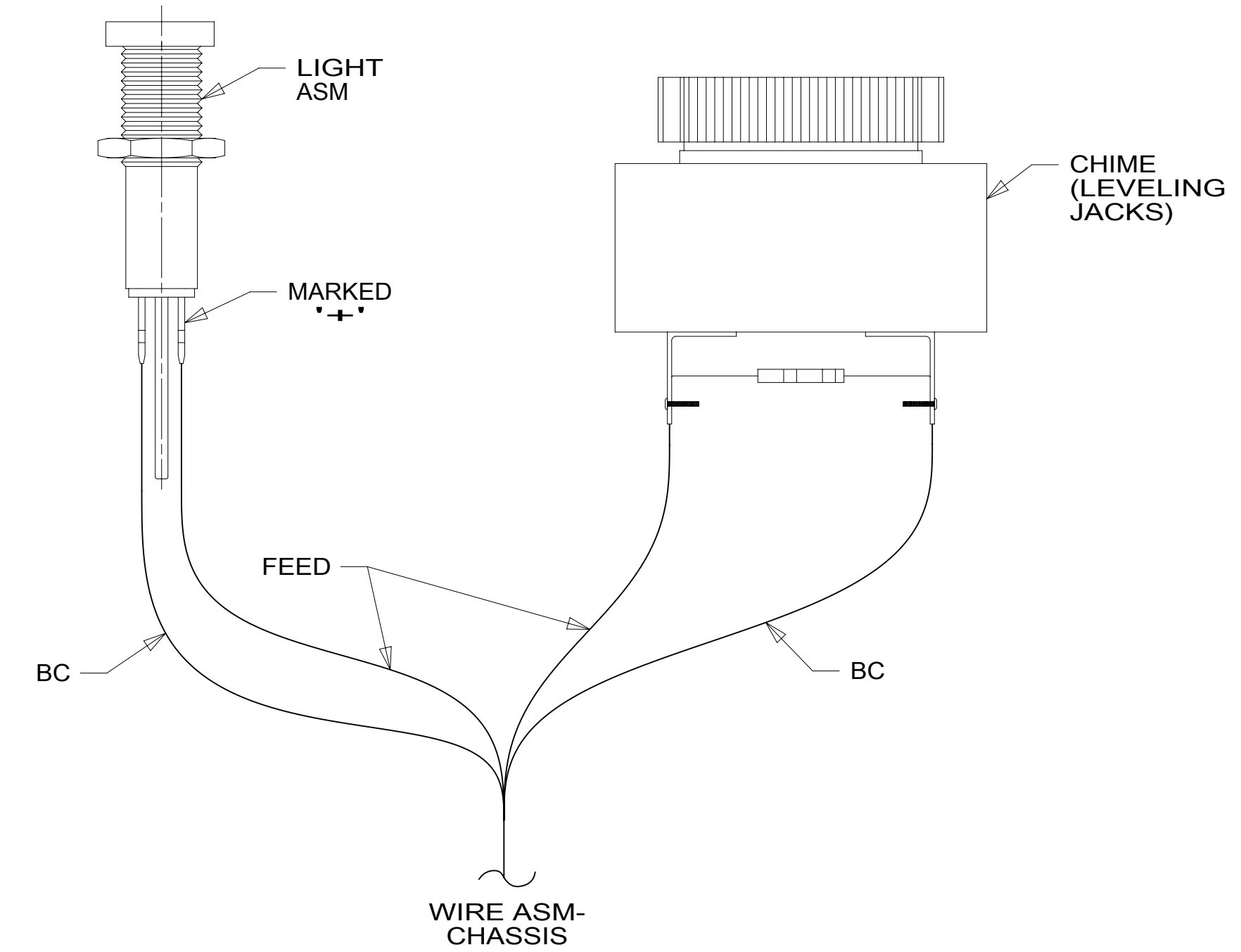


RIGHT SIDE OF STEERING COLUMN

DETAIL CF 60M



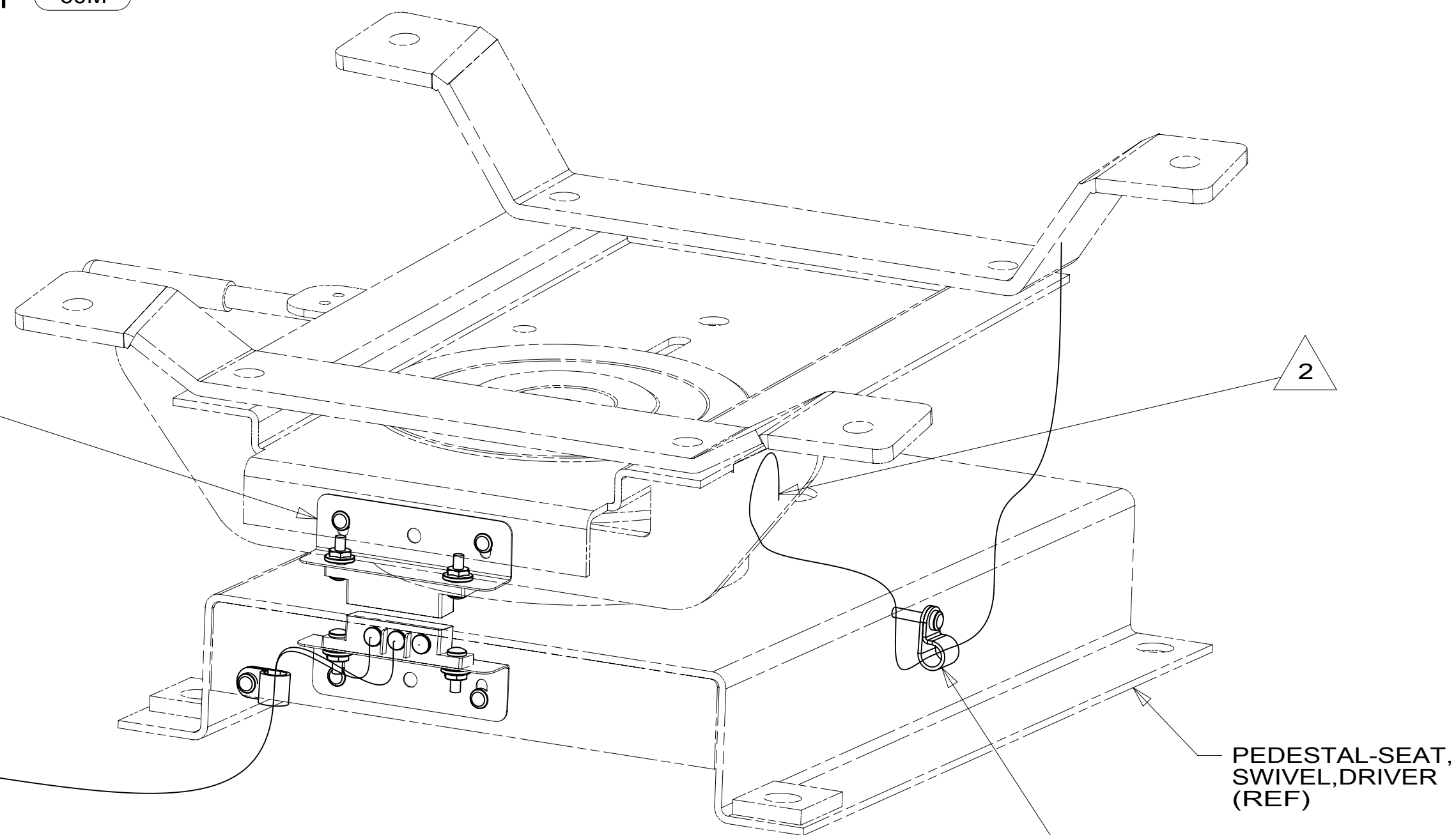
VIEW CD



WIRE ASM-CHASSIS

DETAIL CG 60M

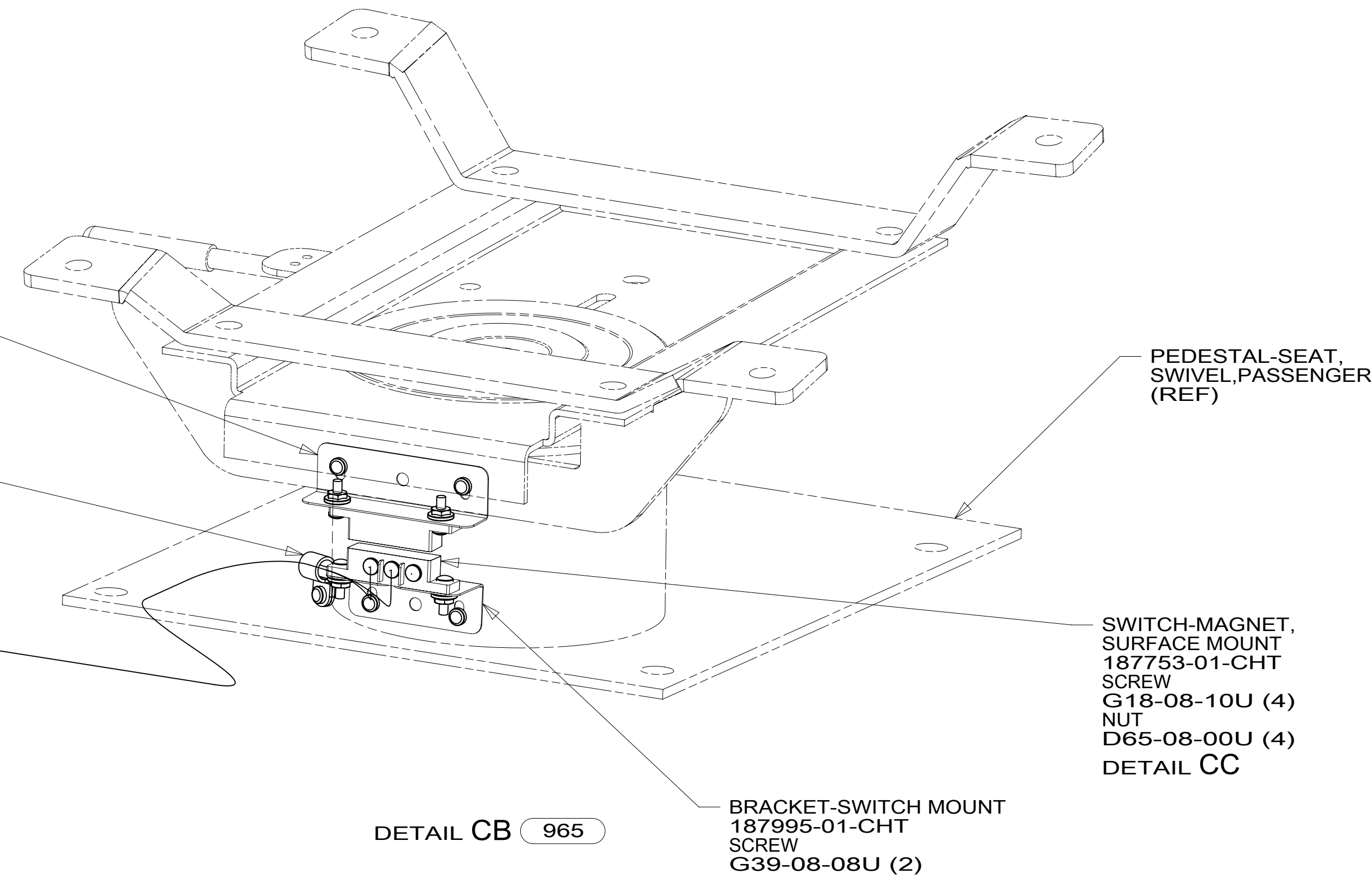
BRACKET-SWITCH MOUNT  
187994-01-CHT (2)  
SCREW  
G39-08-08U (4)  
SWITCH-MAGNET,  
SURFACE MOUNT  
187753-01-CHT  
SCREW  
G18-08-10U (4)  
NUT  
D65-08-00U (4)  
DETAIL CC



DETAIL CA 965

BRACKET-SWITCH MOUNT  
187994-01-CHT  
SCREW  
G39-08-08U (2)

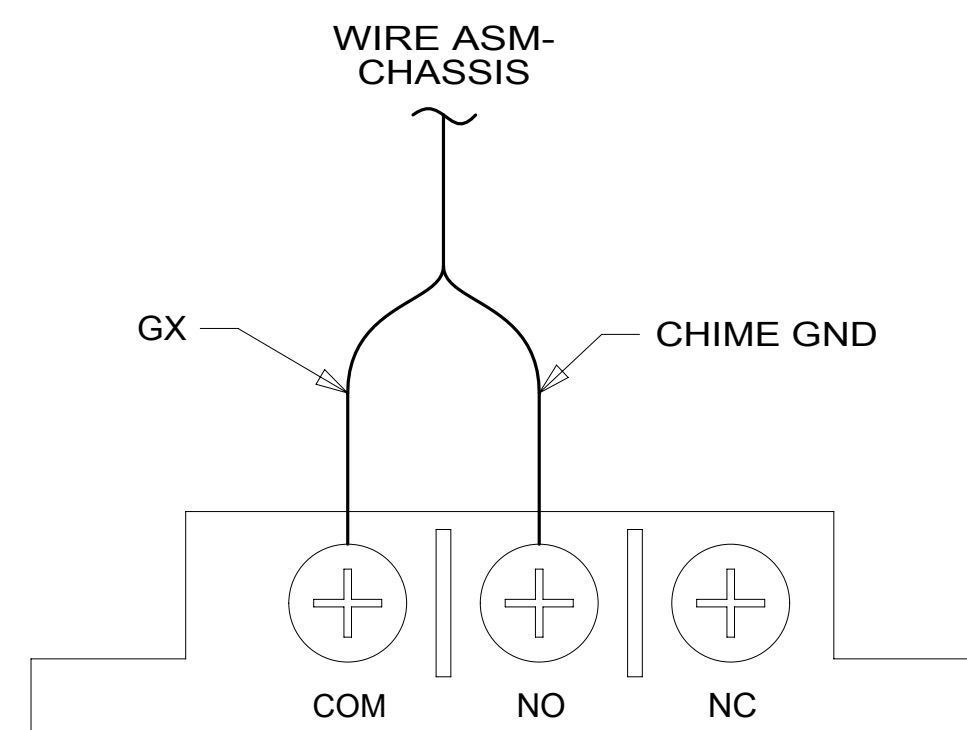
CLAMP-CABLE  
10495-02-000  
SCREW  
G39-08-06U



DETAIL CB 965

PEDESTAL-SEAT,  
SWIVEL, PASSENGER  
(REF)

SWITCH-MAGNET,  
SURFACE MOUNT  
187753-01-CHT  
SCREW  
G18-08-10U (4)  
NUT  
D65-08-00U (4)  
DETAIL CC



DETAIL CC

- NOTES:
- 3 PART OF WIRE ASM-SWIVEL SEATS.
  - 2 COVER WIRING WITH CONVOLUTE 41953-01-000 (150 MM) TO PROTECT WIRES FROM SHARP EDGES WHERE THEY PASS THROUGH SEAT PEDESTAL. SECURE BOTH ENDS TO WIRES WITH TAPE 8363-01-000.
  - 1 FOR HOLE SIZE AND LOCATION SEE DETAIL CF.

FOR ELECTRICAL TORQUE SPECIFICATIONS SEE DWG NO. 128783-01-000

FOR ELECTRICAL CALLOUTS SEE DWG NO. 121339-01-000

- 965 SEAT PEDESTALS-SWIVEL/SLIDE
- 60M HYDRAULIC LEVEL JACKS-AUTO
- 16Y FORD CHASSIS - 14,500#\_GVWR
- 265 CODES/STANDARDS-CSA/CMVSS
- 1B1 CODES/STANDARDS USA

DESCRIPTION:	1B1 265 16Y	
<b>WIRING INSTL-CHASSIS</b>		
SHEET:	ITEM/PART NO:	REV
3 OF 3	000004191 / 31208601000	

8 7 6 5 4 3 2 1 09-Dec-2016