

8 7 6 5 4 3 2 1

D

D

C

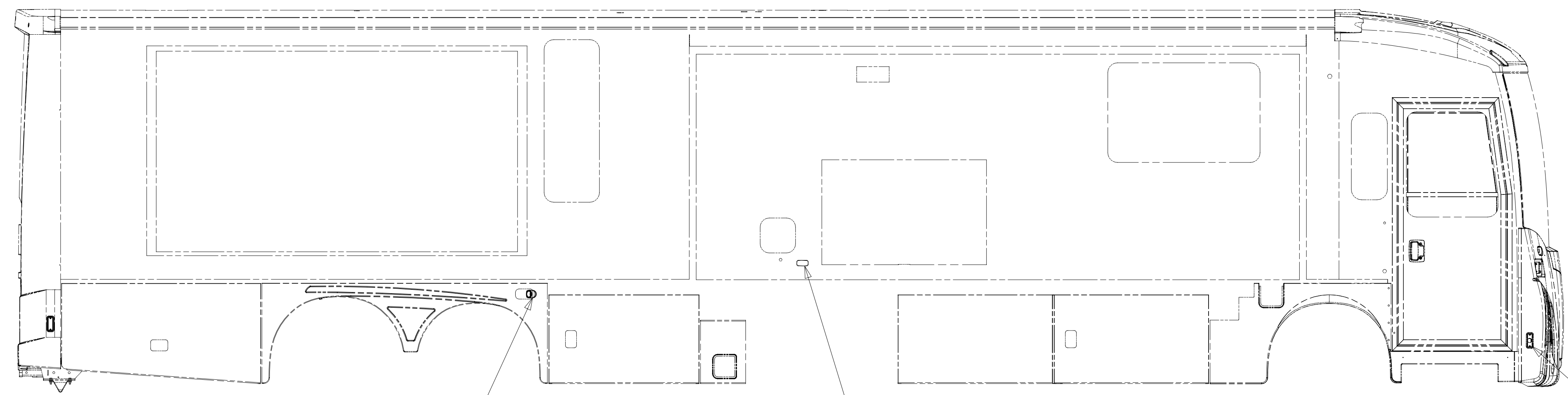
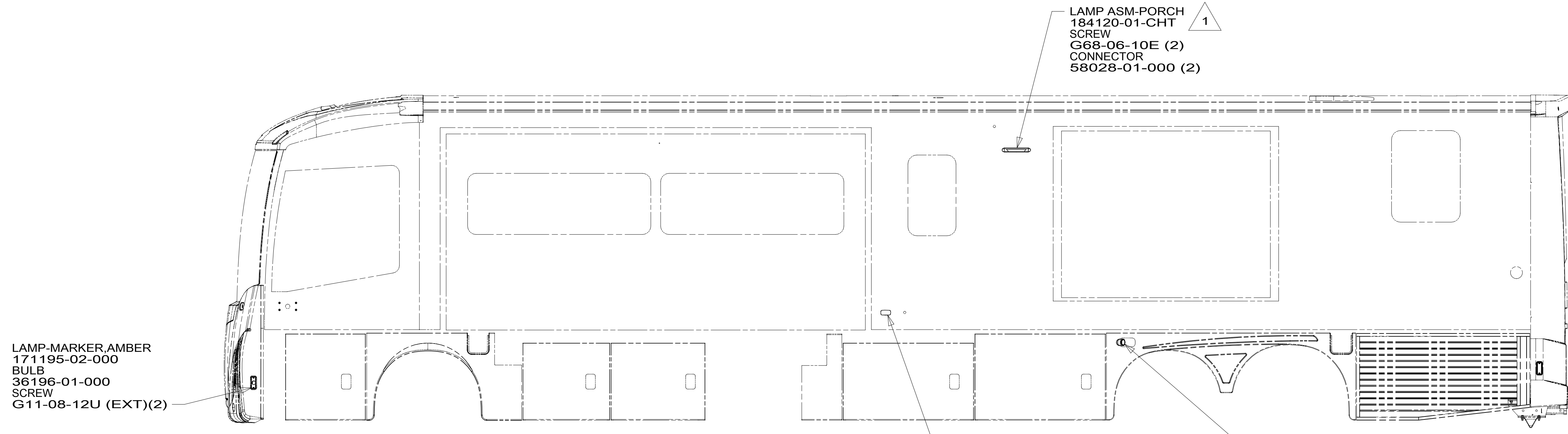
C

B

B

A

A




- NOTES:
- 2 REMOVE AND REINSTALL AFTER PAINT.
 - 1 INSTALL AFTER PAINT.

FOR ELECTRICAL TORQUE SPECIFICATIONS SEE DWG NO. 128783-01-000

FOR ELECTRICAL CALLOUTS SEE DWG NO. 121339-01-000

- 265 CODES/STANDARDS-CSA/CMVSS
- 1B1 CODES/STANDARDS USA
- 1B1 265



DSNR:	ALL DIMENSIONS ARE IN MILLIMETERS	
DFFR:	MATERIAL:	
UNSPECIFIED TOLERANCES:		
WHOLE DIM (X) :		
ONE-PLACE (X.X) :		
TWO-PLACE (X.XX) :		
ANGLE :		
REFER TO ES0018 FOR FASTENER TIGHTENING GUIDELINES	WEIGHT: (LBS)	FIRST USED:

DESCRIPTION:
WIRING INSTL-EXTERIOR LAMPS

SHEET: 1 OF 3 ITEM/PART NO: 000002219 / 30011401000 REV

8 7 6 5 4 3 2 1

8 7 6 5 4 3 2 1

D
C
B
A

WIRE ASM-CLEARANCE, FRONT
194832-01-000

TO WIRE ASM-IP,MAIN

LAMP ASM-CLEARANCE
179596-01-CHT (5)

TO AIR TANK VALVE

LIGHT-TAPE,LED
192971-13-CHT

1 HEADLAMP ASM-LOW
146527-01-000 (2)
RIVET
113133-02-CHT (8)

2 HEADLAMP ASM-HIGH
146527-02-000 (2)
RIVET
113133-02-CHT (8)

HEADLAMP ASM-PARK/TURN
146560-01-000 (2)
BULB
112708-02-000 (2)
NUT
139130-01-CHT (6)

WIRE ASM-HEADLAMP,RIGHT
194829-02-000

TO WIRE ASM-IP,MAIN

LIGHT-TAPE,LED
192971-13-CHT

LAMP ASM-FOG
170774-01-000 (2)
BRACKET
176254-01-CHT (2)
SCREW
G18-08-06U (6)
WASHER
E14-08-00U (6)
NUT
D39-04-00U (6)
BOLT
C26-04-08U (8)
NUT
D39-04-00U (8)

TO CHASSIS WIRING

WIRE ASM-HEADLAMP,LEFT
194829-01-000

2 THE 2 PIN HOUSING WITH CIRCUITS NB & DDM, FOR THE RIGHT SIDE, AND NB & DDL FOR THE LEFT SIDE IS TO BE PLUGGED INTO THE INBOARD HIGH BEAM HEADLAMP.

1 THE 2 PIN HOUSING WITH CIRCUITS NA & DDM, FOR THE RIGHT SIDE, AND NA & DDL FOR THE LEFT SIDE IS TO BE PLUGGED INTO THE OUTBOARD LOW BEAM HEADLAMP.

NOTES:

265 CODES/STANDARDS-CSA/CMVSS

1B1 CODES/STANDARDS USA

1B1 265

FOR ELECTRICAL TORQUE SPECIFICATIONS SEE DWG NO. 128783-01-000

FOR ELECTRICAL CALLOUTS SEE DWG NO. 121339-01-000

DESCRIPTION:
WIRING INSTL-EXTERIOR LAMPS

SHEET: 2 OF 3 ITEM/PART NO: 000002219 / 30011401000 REV

8 7 6 5 4 3 2 1 05-Apr-2017

8 7 6 5 4 3 2 1

D

D

C

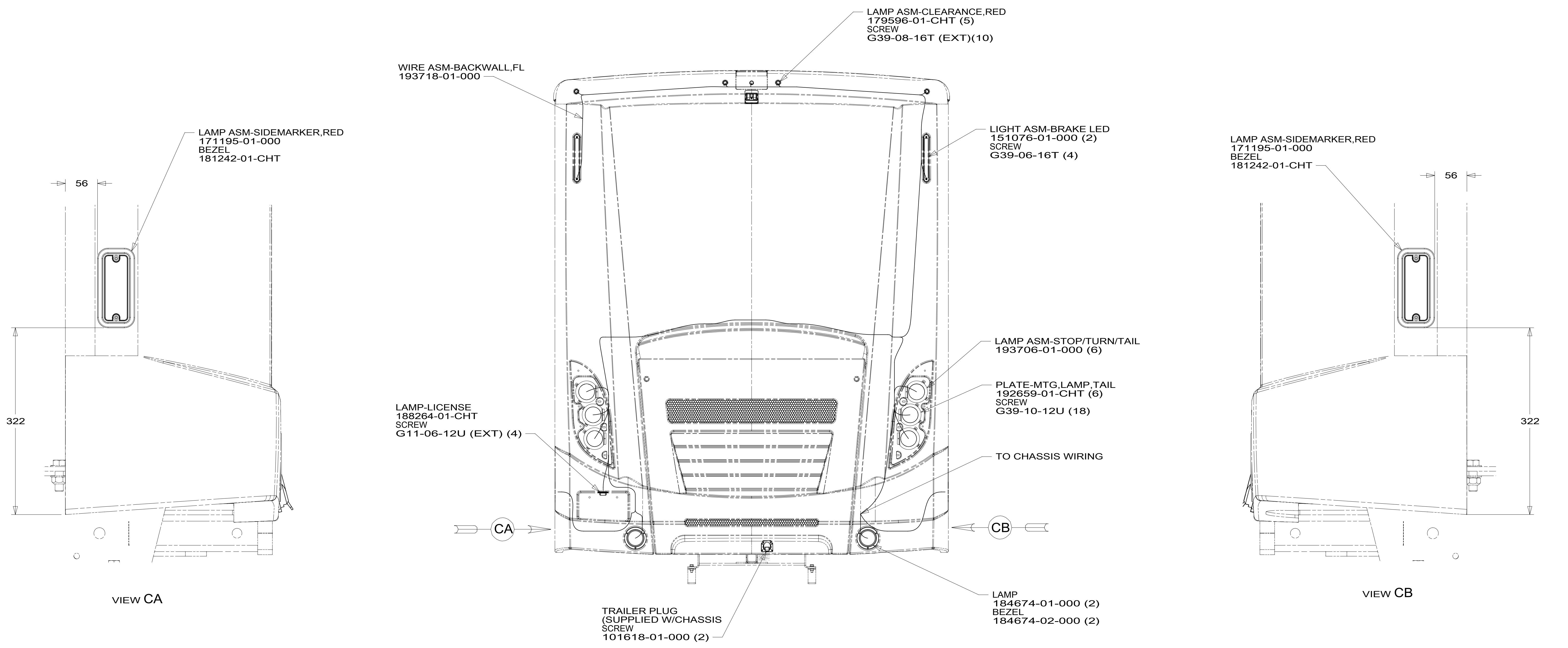
C

B

B

A

A



LAMP ASM-CLEARANCE, RED
179596-01-CHT (5)
SCREW
G39-08-16T (EXT)(10)

WIRE ASM-BACKWALL, FL
193718-01-000

LAMP ASM-SIDEMARKER, RED
171195-01-000
BEZEL
181242-01-CHT

LIGHT ASM-BRAKE LED
151076-01-000 (2)
SCREW
G39-06-16T (4)

LAMP ASM-SIDEMARKER, RED
171195-01-000
BEZEL
181242-01-CHT

LAMP-LICENSE
188264-01-CHT
SCREW
G11-06-12U (EXT) (4)

LAMP ASM-STOP/TURN/TAIL
193706-01-000 (6)

PLATE-MTG. LAMP, TAIL
192659-01-CHT (6)
SCREW
G39-10-12U (18)

TO CHASSIS WIRING

TRAILER PLUG
(SUPPLIED W/CHASSIS
SCREW
101618-01-000 (2)

LAMP
184674-01-000 (2)
BEZEL
184674-02-000 (2)

VIEW CA

VIEW CB

265 CODES/STANDARDS-CSA/CMVSS
1B1 CODES/STANDARDS USA

FOR ELECTRICAL
TORQUE
SPECIFICATIONS
SEE DWG NO.
128783-01-000

X-X
FOR
ELECTRICAL
CALLOUTS
SEE DWG NO.
121339-01-000

DESCRIPTION:		1B1	265
WIRING INSTL-EXTERIOR LAMPS			
SHEET:	ITEM/PART NO.:	REV	
3 OF 3	000002219 / 30011401000		

8 7 6 5 4 3 2 1 05-Apr-2017