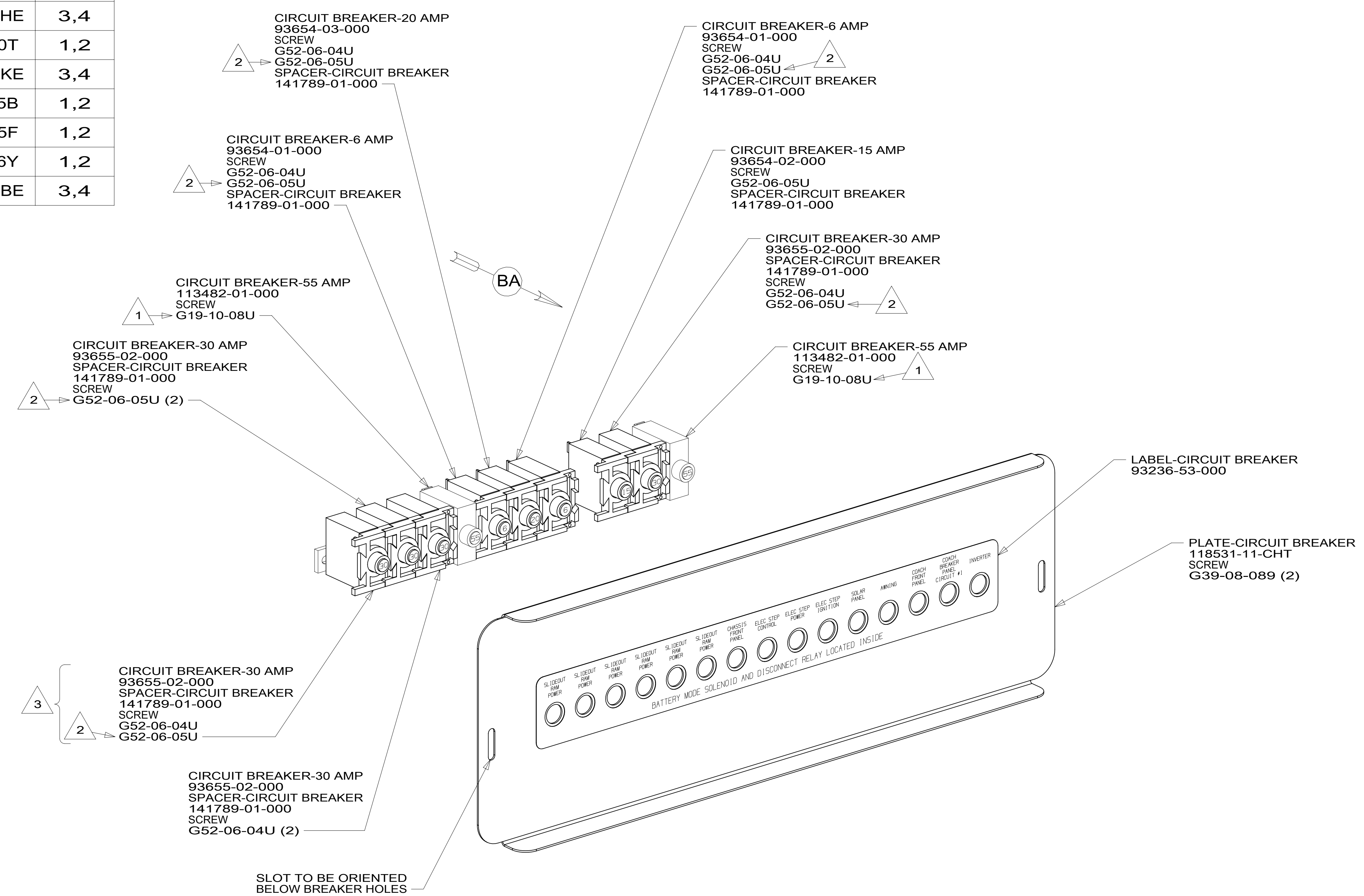


DRAWING NO.	MODEL	SHEET
191494-01	E27N	1,2
191494-02	E26HE	3,4
191494-03	E30T	1,2
191494-04	E31KE	3,4
191494-05	E35B	1,2
191494-06	E35F	1,2
191494-07	E36Y	1,2
191494-08	E31BE	3,4

RELEASE	REV/DATE	DWG NO	191494
REV ZONE	REVISION RECORD	DATE	DTR-ORIG



- NOTES:
- 3 NOT USED ON E35F.
 - 2 USE THE LONGER SCREW TO PROPERLY ATTACH BREAKER TO BUSS BAR.
 - 1 REPLACE EXISTING SCREW TO PROPERLY ATTACH BREAKER TO BUSS BAR.

- 265 CODES/STANDARDS-CSA/CMVSS
- 1B1 CODES/STANDARDS USA
- 1B1 265

WINNEBAGO COPYRIGHT 2014 WINNEBAGO INDUSTRIES, INC.

DTR	ORIG. DATE
CHKR	ALL DIMENSIONS ARE IN MILLIMETERS
P.E.	
M.E.	FIRST USED
DSNR	16 E-SERIES

UNSPECIFIED TOLERANCES ARE:

WHOLE DIM (X)	: 3
ONE-PLACE (X.X)	: 1.5
TWO-PLACE (X.XX)	: 0.50
ANGLE	: 1°

THIRD ANGLE PROJECTION

DO NOT SCALE DRAWING REFER TO ES0018 FOR FASTENER TIGHTENING GUIDELINES

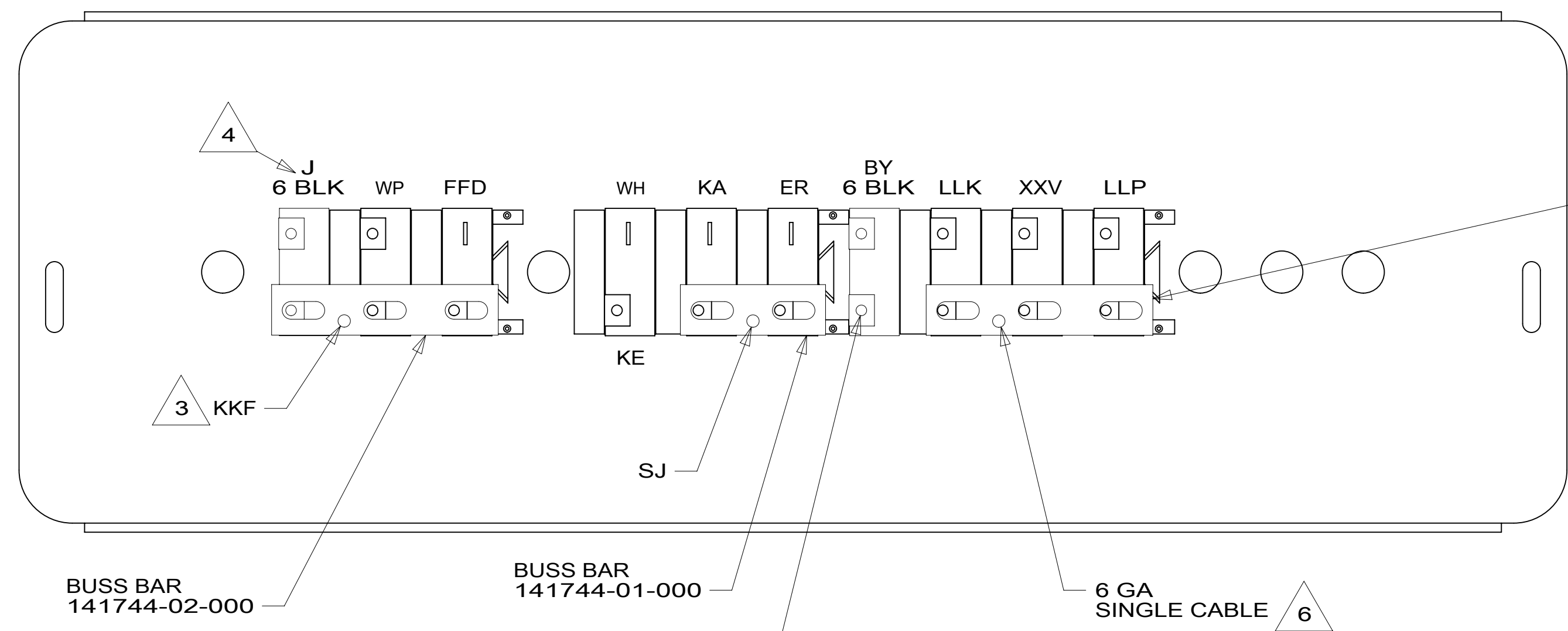
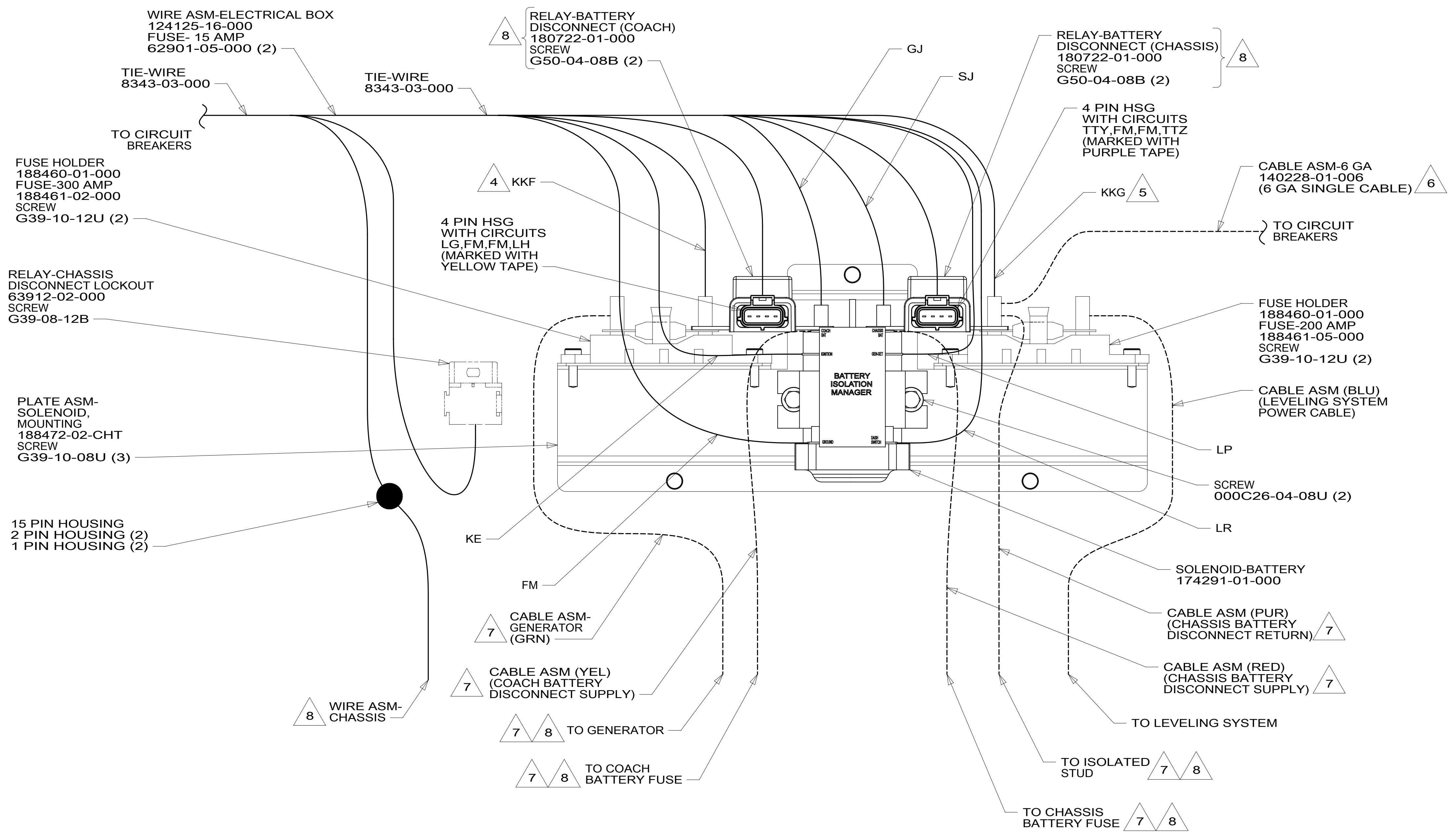
TITLE: **CHASSIS ELECTRICAL BOX ASM**

SHEET 1 OF 4 PART NO **191494** REV

FOR ELECTRICAL TORQUE SPECIFICATIONS SEE DWG NO. 128783-01-000

FOR ELECTRICAL CALLOUTS SEE DWG NO. 121339-01-000

191494



- 8 SEE WIRING INSTL-CHASSIS FOR ADDITIONAL INFORMATION.
- 7 SEE BATTERY INSTL FOR ADDITIONAL INFORMATION.
- 6 WIRE MARKED WITH RED TAPE.
- 5 WIRE MARKED WITH PURPLE TAPE.
- 4 WIRE MARKED WITH YELLOW TAPE.
- 3 WIRE MARKED WITH 2 WRAPS OF YELLOW TAPE.

2. SECURE CONDUIT 41953, TAB AS REQUIRED, OVER ALL WIRES IN CONTACT WITH SHARP EDGES.
1. LEGEND: — WINNEBAGO: - - - - - CABLE: - - - - - CHASSIS SUPPLIED WIRING.

FOR ELECTRICAL TORQUE SPECIFICATIONS SEE DWG NO. 128783-01-000

FOR ELECTRICAL CALLOUTS SEE DWG NO. 121339-01-000

- 265 CODES/STANDARDS - CSA/CMVSS
- 1B1 CODES/STANDARDS - USA

1B1 265

FIRST USED

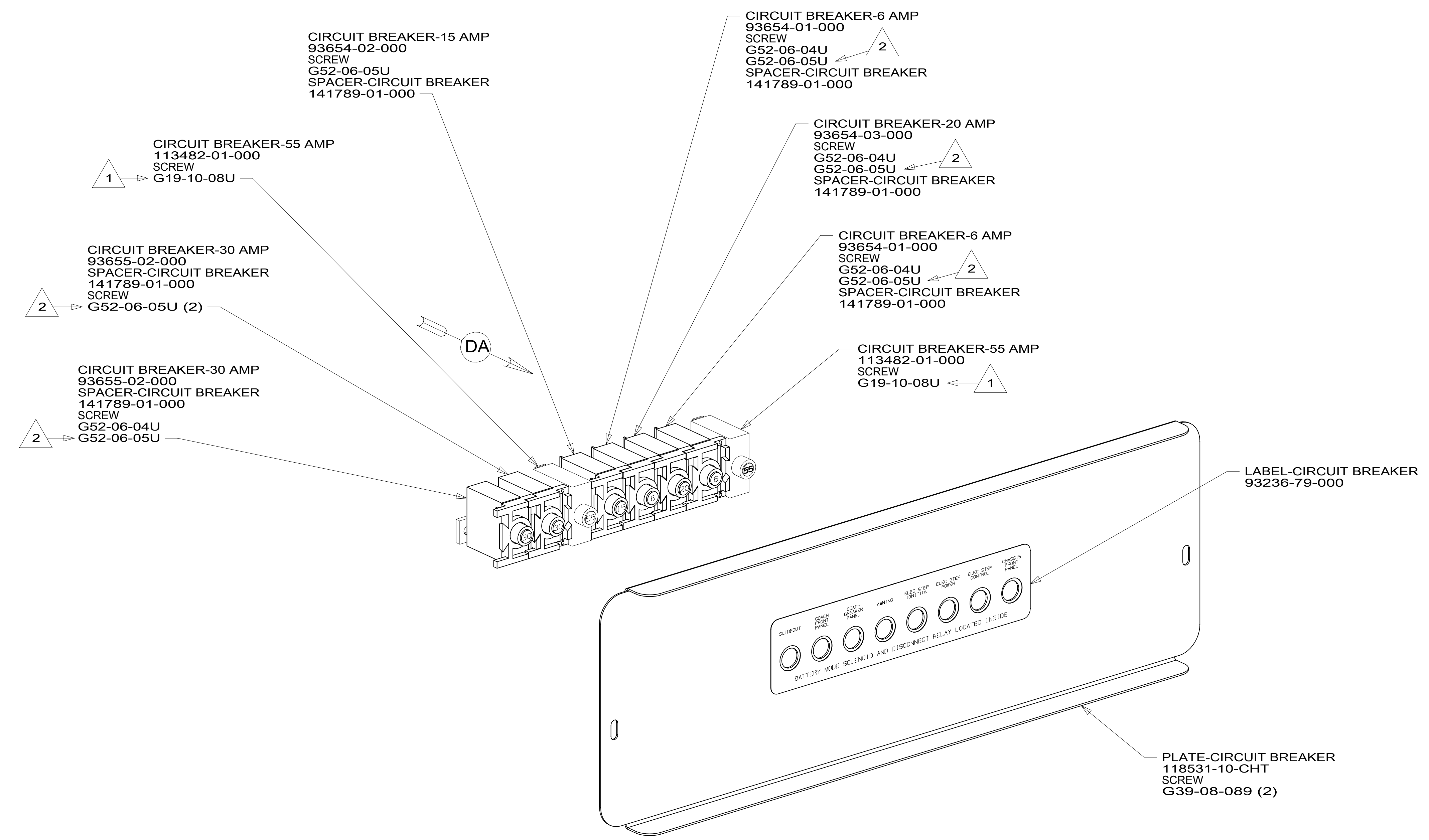
16 E-SERIES

DO NOT SCALE DRAWING

TITLE: CHASSIS ELECTRICAL BOX ASM

SHEET 2 PART NO. 191494 REV

191494



- 2 USE THE LONGER SCREW TO PROPERLY ATTACH BREAKER TO BUSS BAR.
- 1 REPLACE EXISTING SCREW TO PROPERLY ATTACH BREAKER TO BUSS BAR.

NOTES:

FOR ELECTRICAL TORQUE SPECIFICATIONS SEE DWG NO. 128783-01-000

FOR ELECTRICAL CALLOUTS SEE DWG NO. 121339-01-000

265 CODES/STANDARDS - CSA/CMVSS

1B1 CODES/STANDARDS - USA

1B1 265

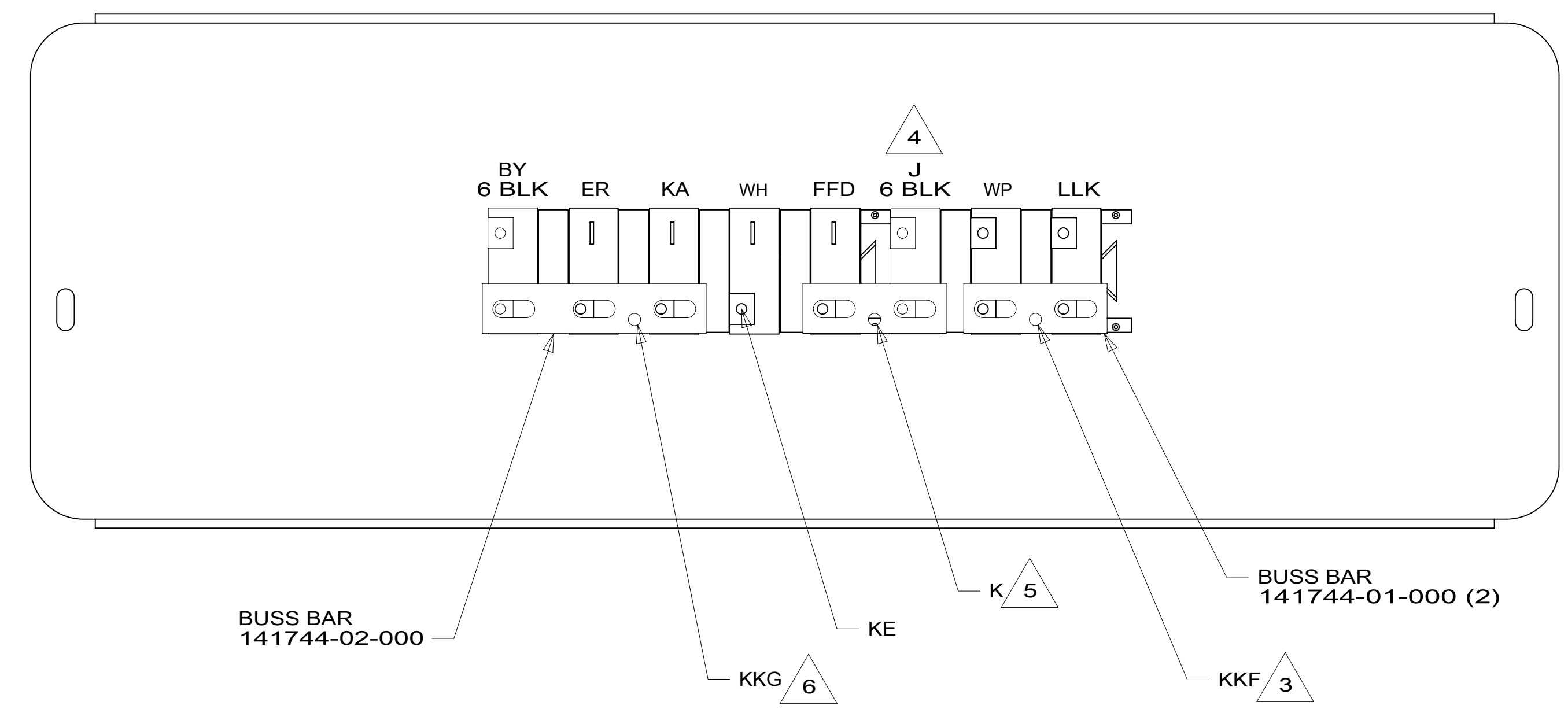
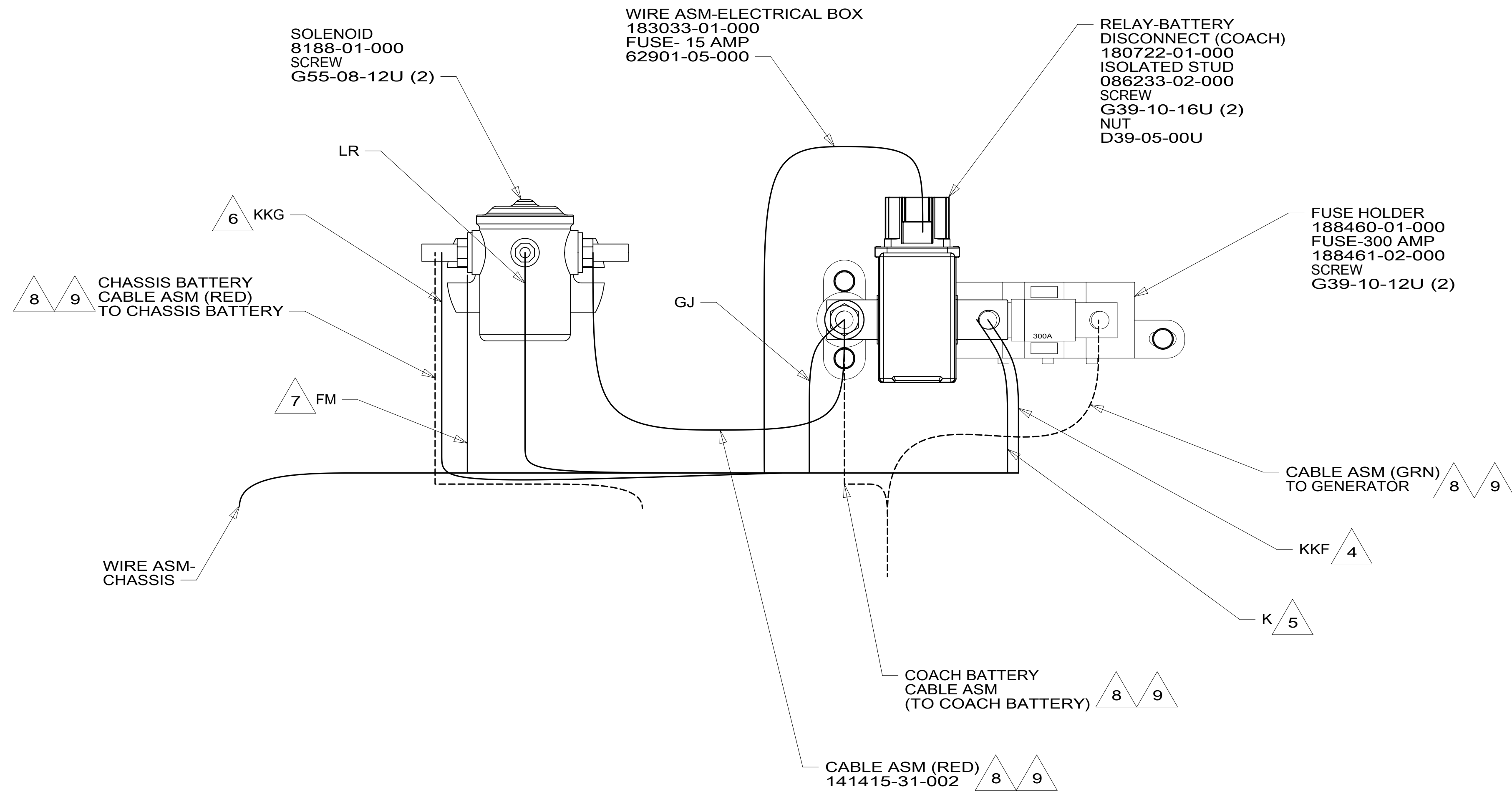
FIRST USED **16 E-SERIES**

DO NOT SCALE DRAWING

TITLE: **CHASSIS ELECTRICAL BOX ASM**

SHEET 3 PART NO **191494** REV

191494



- 9 SEE BATTERY INSTL FOR ADDITIONAL INFORMATION.
- 8 SEE WIRING INSTL-CHASSIS FOR ADDITIONAL INFORMATION.
- 7 SECURE WITH SOLENOID MOUNTING SCREW.
- 6 WIRE MARKED WITH RED TAPE.
- 5 WIRE MARKED WITH PURPLE TAPE.
- 4 WIRE MARKED WITH YELLOW TAPE.
- 3 WIRE MARKED WITH 2 WRAPS OF YELLOW TAPE.

2. SECURE CONDUIT 41953, TAB AS REQUIRED, OVER ALL WIRES IN CONTACT WITH SHARP EDGES.

1. LEGEND: — WINNEBAGO: - - - - - CABLE: - - - - - CHASSIS SUPPLIED WIRING.

NOTES:

DETAIL DA

FOR ELECTRICAL TORQUE SPECIFICATIONS SEE DWG NO. 128783-01-000

FOR ELECTRICAL CALLOUTS SEE DWG NO. 121339-01-000

265 CODES/STANDARDS - CSA/CMVSS
1B1 CODES/STANDARDS - USA

1B1 265

FIRST USED

16 E-SERIES

DO NOT SCALE DRAWING

TITLE: CHASSIS ELECTRICAL BOX ASM

SHEET 4 PART NO 191494 REV

*191494*A