

DRAWING NO.	MODEL	SHEET
191429-01	J32D	3,4,5
191429-02	J35P	2,3,4
191429-03	J37F	1,3,4
191429-04	J38Q	1,3,4

RELEASE	REV/DATE	DWG NO	191429
REV/ZONE	REVISION RECORD	DATE	DFTR-ORIG

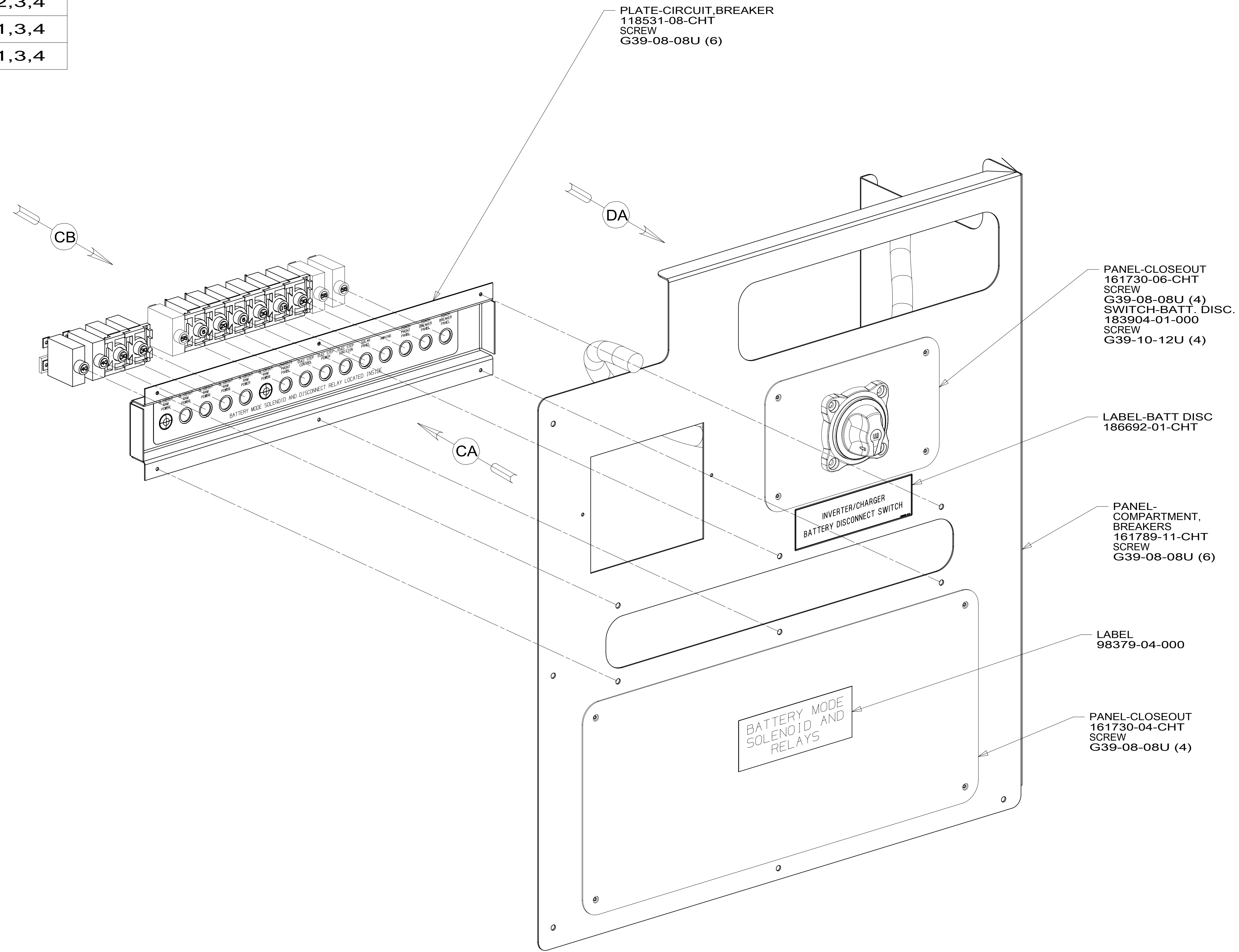


PLATE-CIRCUIT BREAKER
118531-08-CHT
SCREW
G39-08-08U (6)

PANEL-CLOSEOUT
161730-06-CHT
SCREW
G39-08-08U (4)
SWITCH-BATT. DISC.
183904-01-000
SCREW
G39-10-12U (4)

LABEL-BATT DISC
186692-01-CHT

PANEL-COMPARTMENT, BREAKERS
161789-11-CHT
SCREW
G39-08-08U (6)

LABEL
98379-04-000

PANEL-CLOSEOUT
161730-04-CHT
SCREW
G39-08-08U (4)

265 CODES/STANDARDS-CSA/CMVSS
1B1 CODES/STANDARDS USA

1B1 265

WINNEBAGO COPYRIGHT 2014
WINNEBAGO INDUSTRIES, INC.

DFTR	ORIG. DATE
CHKR	ALL DIMENSIONS ARE IN MILLIMETERS
P.E.	
M.E.	FIRST USED
DSNR	16 J-SERIES
UNSPECIFIED TOLERANCES ARE:	
WHOLE DIM (X)	: 3
ONE-PLACE (X.X)	: 1.5
TWO-PLACE (X.XX)	: 0.50
ANGLE	: 1°
THIRD ANGLE PROJECTION	

FOR ELECTRICAL TORQUE SPECIFICATIONS SEE DWG NO. 128783-01-000

FOR ELECTRICAL CALLOUTS SEE DWG NO. 121339-01-000

DO NOT SCALE DRAWING REFER TO ES0018 FOR FASTENER TIGHTENING GUIDELINES

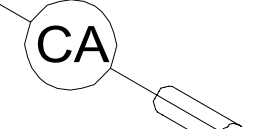
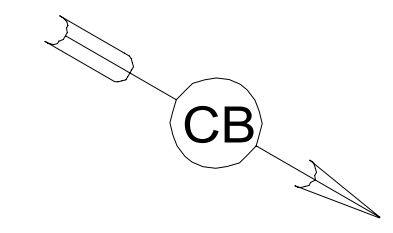
TITLE: **CHASSIS ELECTRICAL BOX ASM**

SHEET 1 OF 5 PART NO. 191429 REV. 1 27-Aug-2015

191429

PLATE-CIRCUIT,BREAKER
118531-08-CHT
SCREW
G39-08-08U (6)

GROMMET
114208-05-000 (2)



PANEL-COMPARTMENT,
BREAKERS
161789-12-CHT
SCREW
G39-08-08U (6)

LABEL
98379-04-000

PANEL-CLOSEOUT
161730-04-CHT
SCREW
G39-08-08U (4)

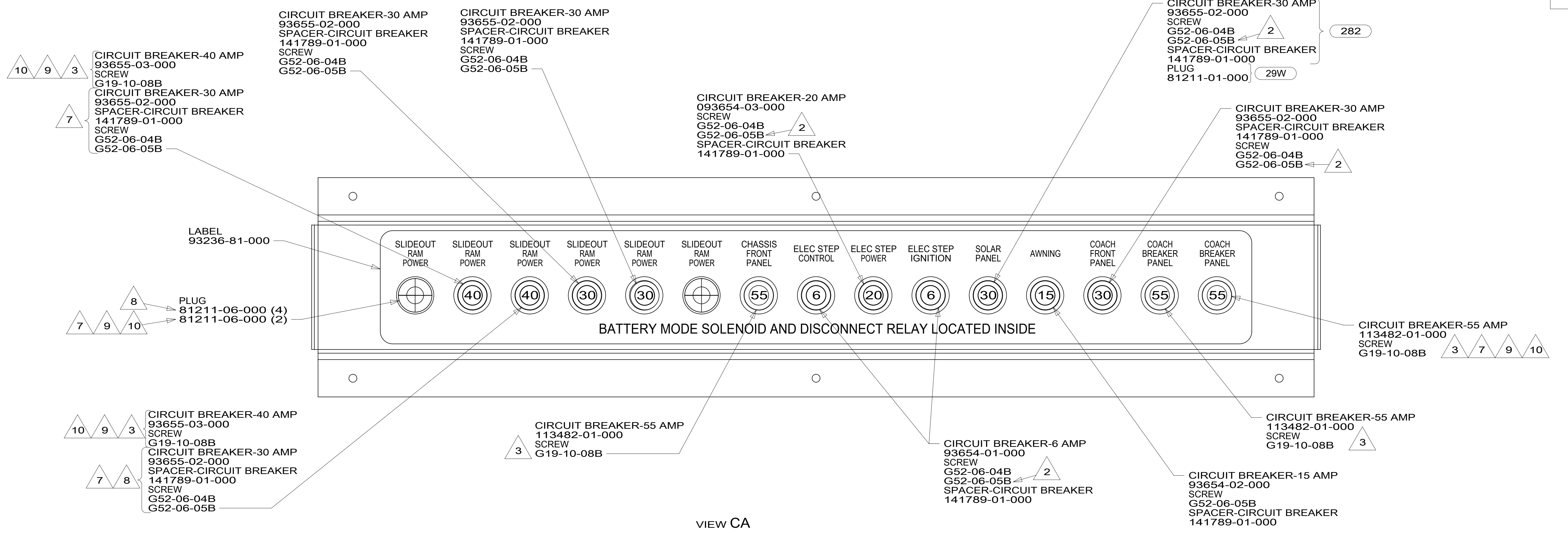
BATTERY MODE
SOLENOID AND
RELAYS

FOR ELECTRICAL
TORQUE
SPECIFICATIONS
SEE DWG NO.
128783-01-000

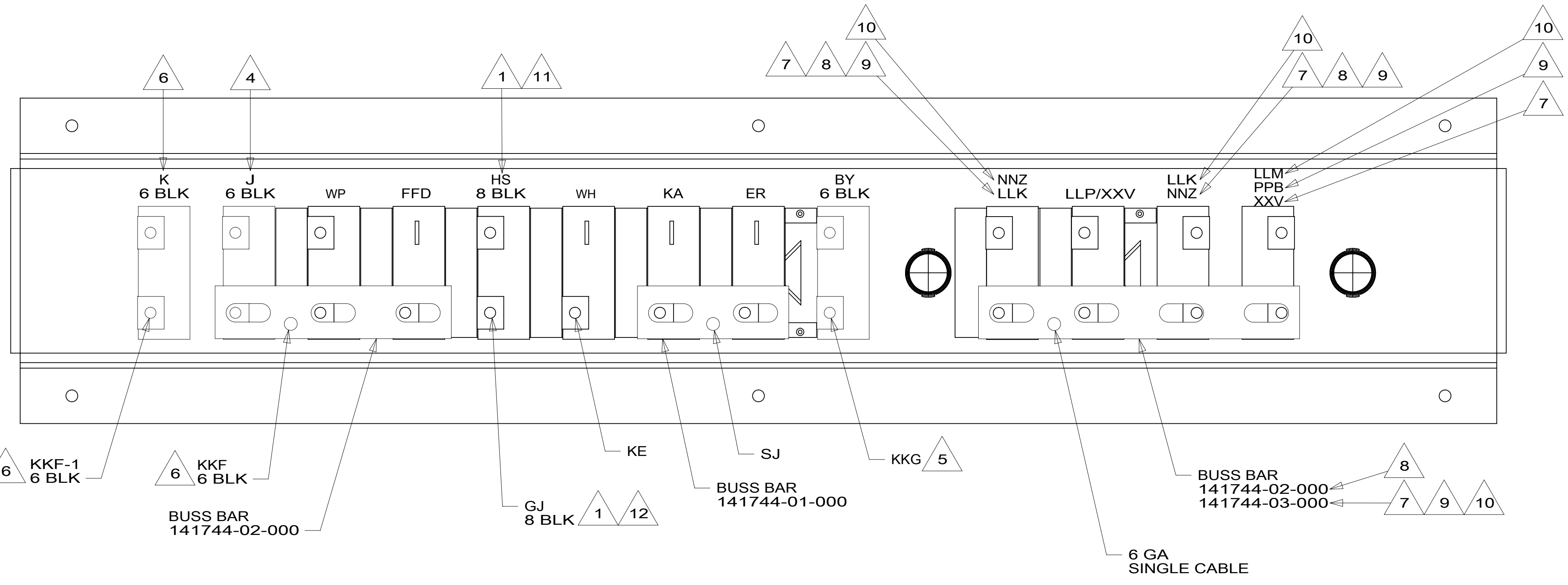
FOR
ELECTRICAL
CALLOUTS
SEE DWG NO.
121339-01-000

FIRST USED	16 J-SERIES	
DO NOT SCALE DRAWING		
TITLE: CHASSIS ELECTRICAL BOX ASM		
SHEET 2	PART NO 191429	REV
1 27-Aug-2015		

191429



VIEW CA



VIEW CB

- 12 WIRE MARKED WITH 2 WRAPS OF GOLD TAPE.
- 11 WIRE MARKED WITH GOLD TAPE.
- 10 USED ON TAB -04.
- 9 USED ON TAB -03.
- 8 USED ON TAB -02.
- 7 USED ON TAB -01.
- 6 WIRE MARKED WITH 2 WRAPS OF YELLOW TAPE.
- 5 WIRE MARKED WITH PURPLE TAPE.
- 4 WIRE MARKED WITH YELLOW TAPE.
- 3 USE THE LONGER SCREW TO PROPERLY ATTACH BREAKER TO BUSS BAR.
- 2 REPLACE EXISTING SCREW TO PROPERLY ATTACH BREAKER TO BUSS BAR.
- 1 IF CIRCUIT NOT USED, TAPE BACK TO HARNESS.

NOTES:

- 29W SOLAR PANEL/BATTERY CHRGR W/O
- 282 SOLAR PANEL - 100 WATT
- 32W GENERATOR-START,AUTO SYSTEM
- 265 CODES/STANDARDS-CSA/CMVSS
- 1B1 CODES/STANDARDS USA

FOR ELECTRICAL TORQUE SPECIFICATIONS SEE DWG NO. 128783-01-000

FOR ELECTRICAL CALLOUTS SEE DWG NO. 121339-01-000

FIRST USED

16 J-SERIES

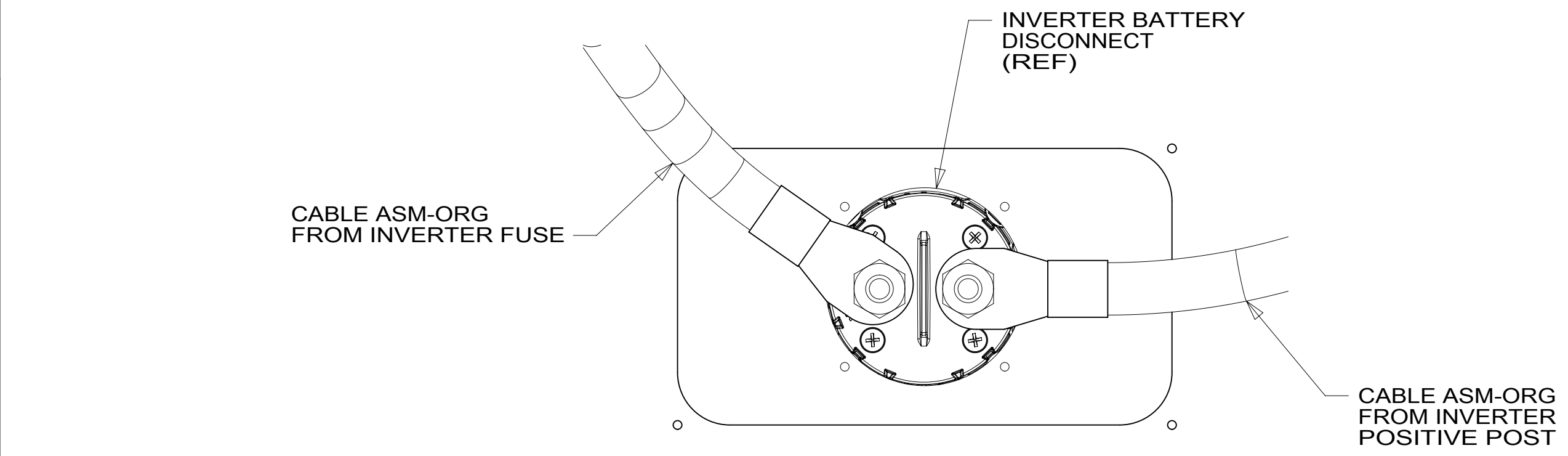
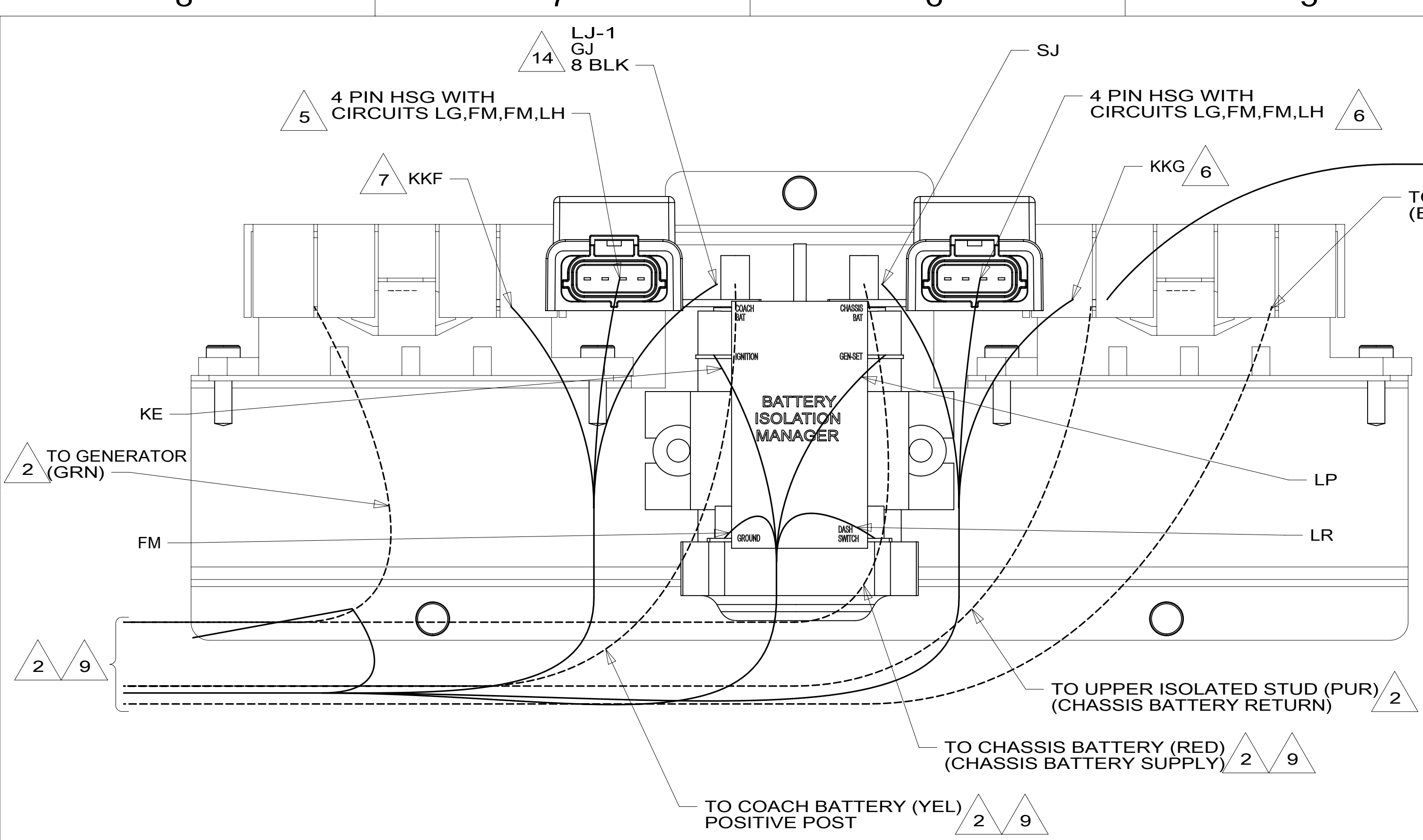
DO NOT SCALE DRAWING

TITLE: CHASSIS ELECTRICAL BOX ASM

SHEET 3 PART NO 191429 REV

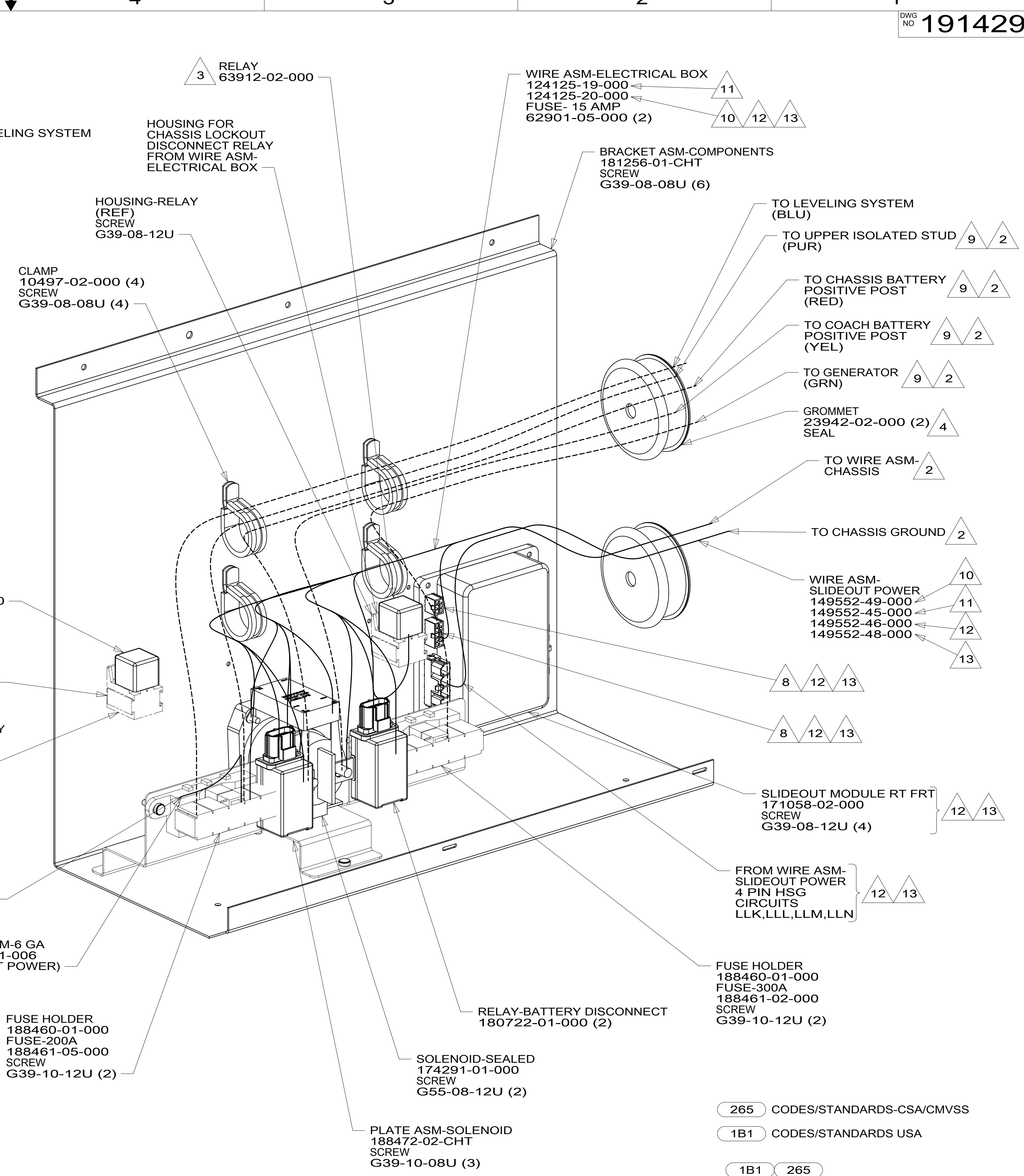
27-Aug-2015

191429



- 14 WIRE MARKED WITH 2 WRAPS OF GOLD TAPE.
- 13 USED ON TAB -04.
- 12 USED ON TAB -03.
- 11 USED ON TAB -02.
- 10 USED ON TAB -01.
- 9 SEE BATTERY INSTL FOR ADDITIONAL INFORMATION.
- 8 SEE WIRING INSTL-BODY, 12V FOR ADDITIONAL INFORMATION.
- 7 WIRE MARKED WITH 2 WRAPS OF YELLOW TAPE.
- 6 WIRE MARKED WITH PURPLE TAPE.
- 5 WIRE MARKED WITH YELLOW TAPE.
- 4 SEAL OPENING AFTER ALL CABLES ARE ROUTED THROUGH.
- 3 SECURE RELAY HOUSING TO PANEL BEFORE INSTALLING RELAY.
- 2 SEE WIRING INSTL-CHASSIS FOR ADDITIONAL INFORMATION.

NOTES:
1. SECURE CONDUIT 41953, TAB AS REQUIRED, OVER ALL WIRES IN CONTACT WITH SHARP EDGES.



FOR ELECTRICAL TORQUE SPECIFICATIONS SEE DWG NO. 128783-01-000	X-X	FOR ELECTRICAL CALLOUTS SEE DWG NO. 121339-01-000
16 J-SERIES DO NOT SCALE DRAWING		
TITLE: CHASSIS ELECTRICAL BOX ASM		
SHEET 4	PART NO 191429	REV

191429

8 7 6 5 4 3 2 1

D C B A

D C B A

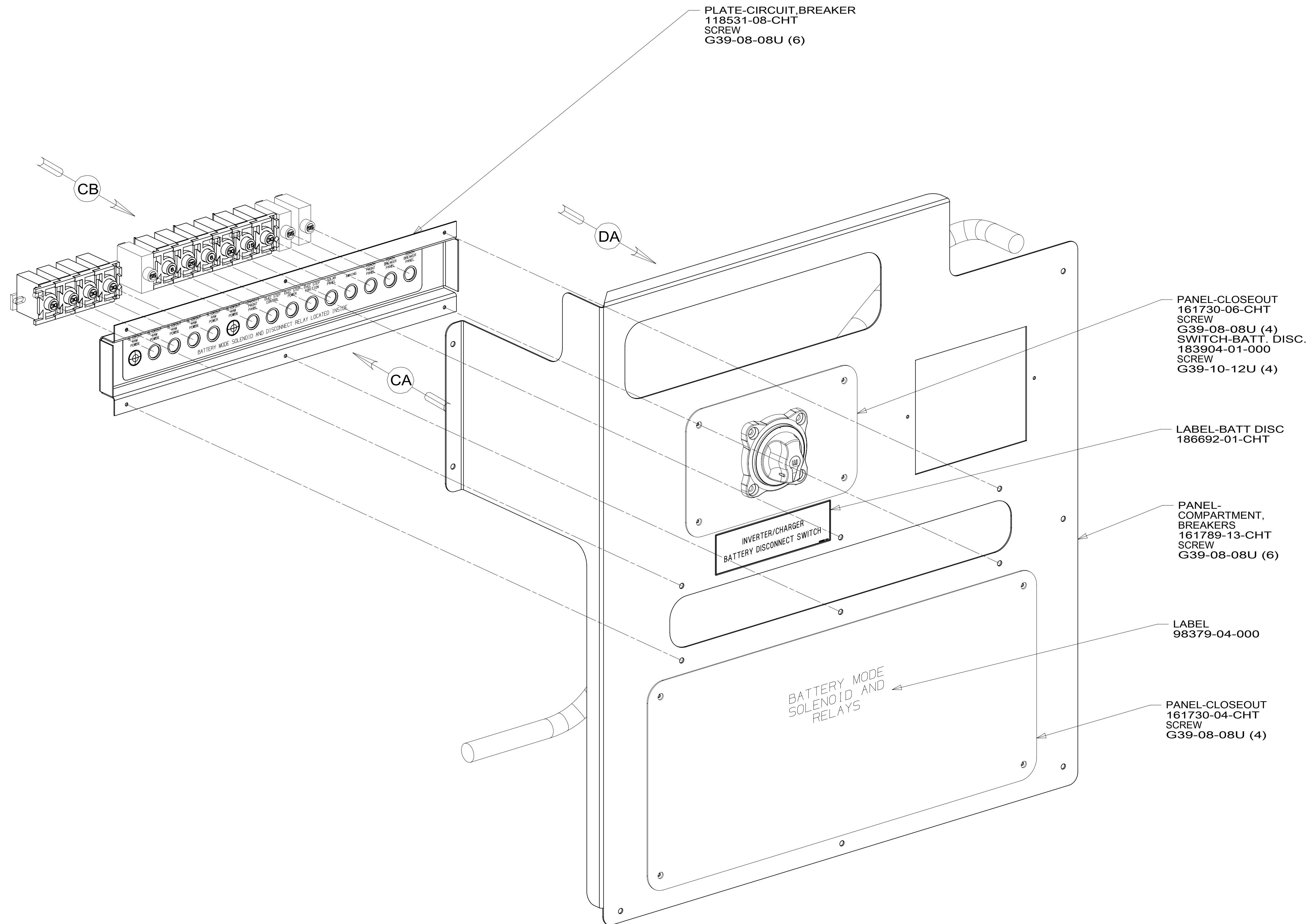


PLATE-CIRCUIT BREAKER
118531-08-CHT
SCREW
G39-08-08U (6)

PANEL-CLOSEOUT
161730-06-CHT
SCREW
G39-08-08U (4)
SWITCH-BATT. DISC.
183904-01-000
SCREW
G39-10-12U (4)

LABEL-BATT DISC
186692-01-CHT

PANEL-COMPARTMENT,
BREAKERS
161789-13-CHT
SCREW
G39-08-08U (6)

LABEL
98379-04-000

PANEL-CLOSEOUT
161730-04-CHT
SCREW
G39-08-08U (4)

INVERTER/CHARGER
BATTERY DISCONNECT SWITCH

BATTERY MODE
SOLENOID AND
RELAYS

FOR ELECTRICAL
TORQUE
SPECIFICATIONS
SEE DWG NO.
128783-01-000

FOR
ELECTRICAL
CALLOUTS
SEE DWG NO.
121339-01-000

FIRST USED	16 J-SERIES	
DO NOT SCALE DRAWING		
TITLE: CHASSIS ELECTRICAL BOX ASM		
SHEET 5	PART NO 191429	REV
1 27-Aug-2015		

8 7 6 5 4 3 2 1

191429