

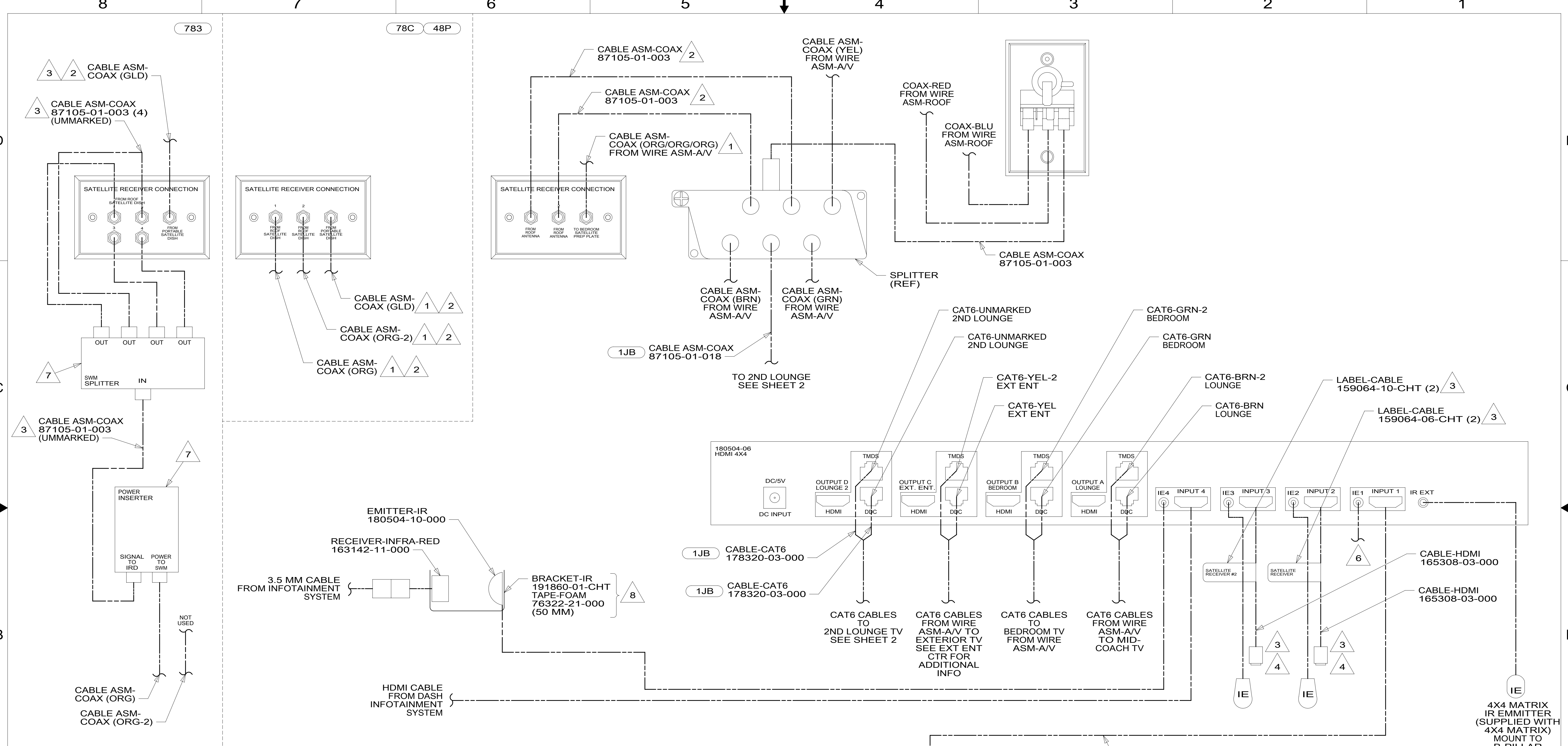
- NOTES:
- 4 SET BLU-RAY PLAYER TO A MAX VIDEO OUTPUT OF 1080i.
 - 3 STICK I.E. FOR BLU-RAY PLAYER ON FRONT OF BLU-RAY PLAYER AS SHOWN. (90 MM FROM RIGHT SIDE)
 - 2 INTERIOR CONTROL CONNECTS TO SATELLITE DATA CABLE. SEE ROOF ASM FOR ADDITIONAL INFORMATION.
 - 1 SEE LOAD CENTER/ATS FOR ADDITIONAL INFORMATION.

- 783 SATELLITE HD TV SYSTEM AUTOC
- 68R TV - FRONT
- 78C SATELLITE SYSTEM READY
- 48P SAT TV SYSTEM IN-MOTION
- 1H5 TV, FRONT-WITHOUT
- 265 CODES/STANDARDS-CSA/CMVSS
- 1B1 CODES/STANDARDS USA

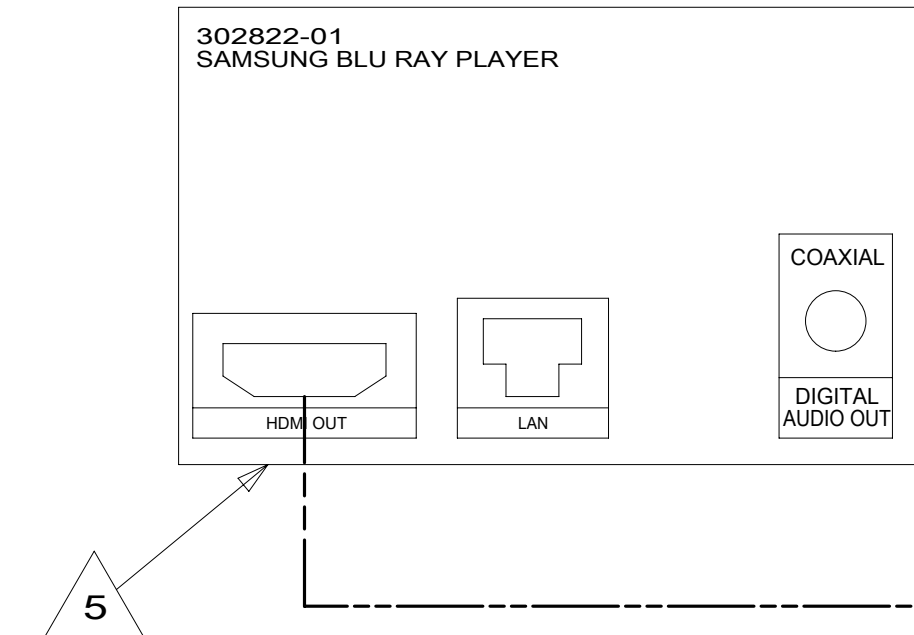
WINNEBAGO COPYRIGHT 2016 WINNEBAGO INDUSTRIES, INC.	
DSNR:	ALL DIMENSIONS ARE IN MILLIMETERS
DFFR:	
UNSPECIFIED TOLERANCES:	MATERIAL:
WHOLE DIM (X) : 3	
ONE-PLACE (X.X) : 1.5	
TWO-PLACE (X.XX) : 0.50	
ANGLE : 1°	
REFER TO ES0018 FOR FASTENER TIGHTENING GUIDELINES	WEIGHT: (LBS) FIRST USED:
	17 P40R
DESCRIPTION: WIRING INSTL-TV/DVD	
SHEET: 1 OF 4	ITEM/PART NO: 000210427 / 30204501000
REF:	1 20-Sep-2016

FOR ELECTRICAL TORQUE SPECIFICATIONS SEE DWG NO. 128783-01-000

FOR ELECTRICAL CALLOUTS SEE DWG NO. 121339-01-000



- NOTES:**
- 8 PLACE ABOVE 4X4 MATRIX.
 - 7 PARTS ARE SUPPLIED WITH INTERIOR CONTROL 183415-05-000.
 - 6 SEE SHEET 1 FOR I.E. PLACEMENT.
 - 5 SET DVD/BLU-RAY PLAYER FOR MAX VIDEO OUTPUT TO 1080i.
 - 4 COIL CABLE IN SATELLITE PREPARED FOR FUTURE USE.
 - 3 ATTACH LABEL 100 MM FROM EACH END OF CABLE AND 400 MM FROM THE END OF THE IR EMITTER CABLE.
 - 2 CABLE CONNECTS TO REAR SIDE OF PLATE.
 - 1 CABLE ROUTED IN ROOF.



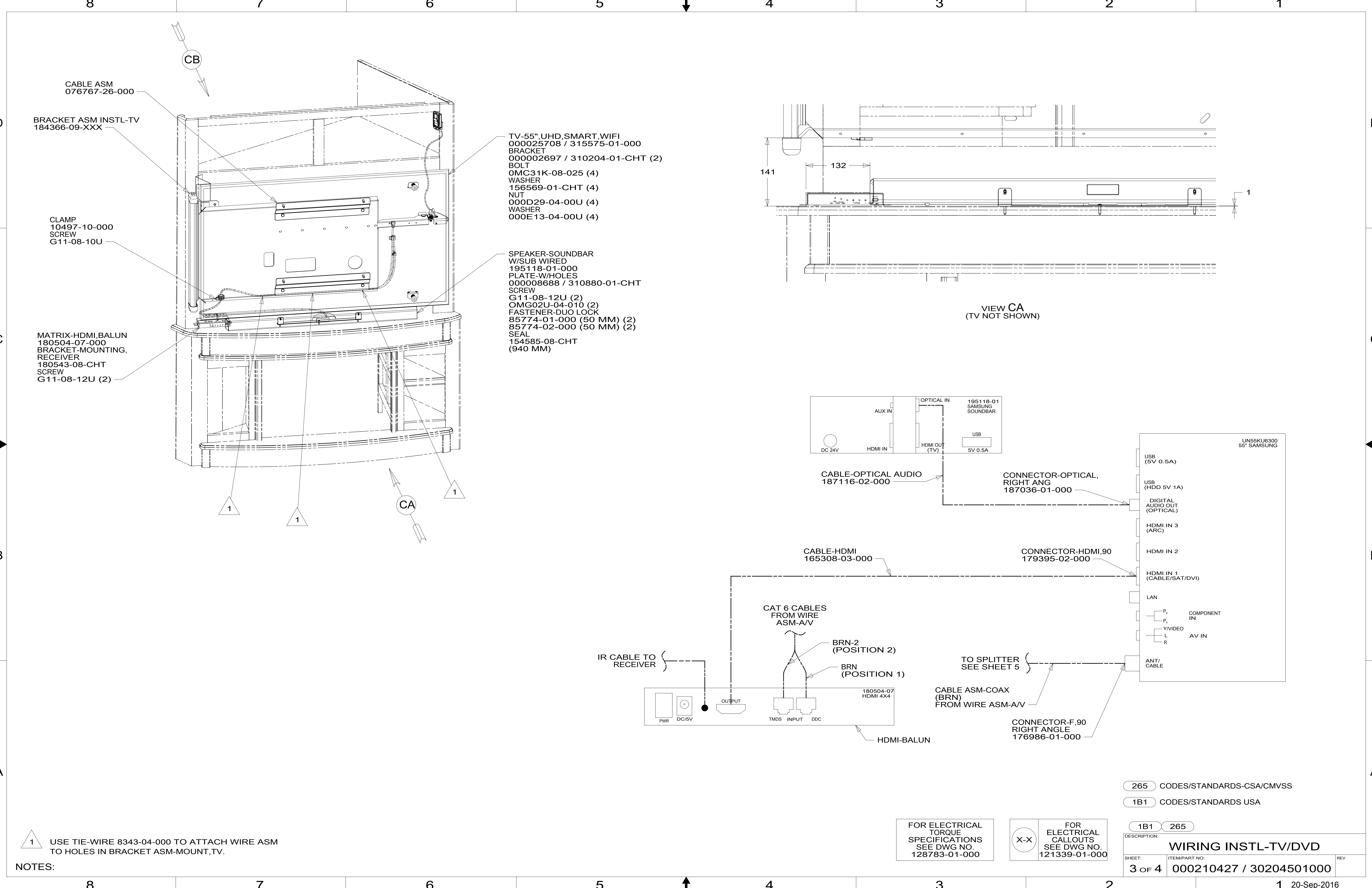
VIEW BA

FOR ELECTRICAL TORQUE SPECIFICATIONS SEE DWG NO. 128783-01-000

FOR ELECTRICAL CALLOUTS SEE DWG NO. 121339-01-000

- 783 SATELLITE HD TV SYSTEM AUTOC
- 78C SATELLITE SYSTEM READY
- 48P SAT TV SYSTEM IN-MOTION
- 265 CODES/STANDARDS-CSA/CMVSS
- 1B1 CODES/STANDARDS USA

DESCRIPTION:		WIRING INSTL-TV/DVD	
SHEET:	ITEM/PART NO.:	REV	
2 OF 4	000210427 / 30204501000		



CABLE ASM
076767-26-000

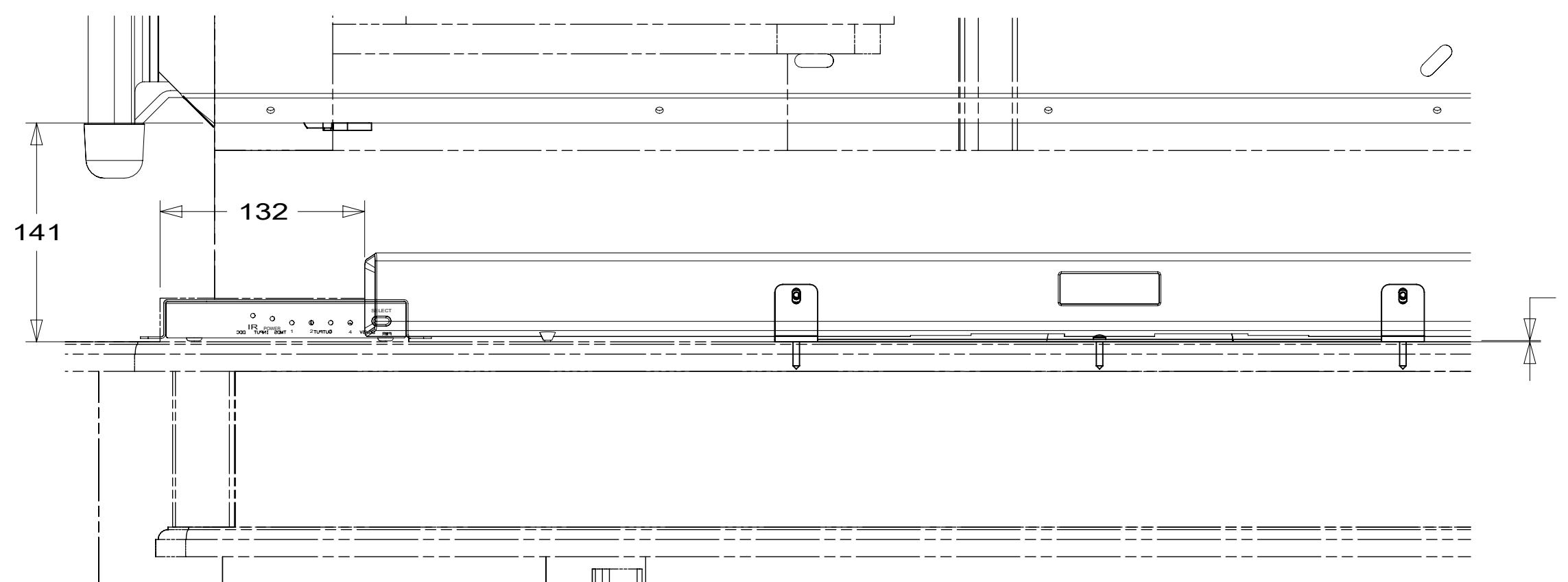
BRACKET ASM INSTL-TV
184366-09-XXX

CLAMP
10497-10-000
SCREW
G11-08-10U

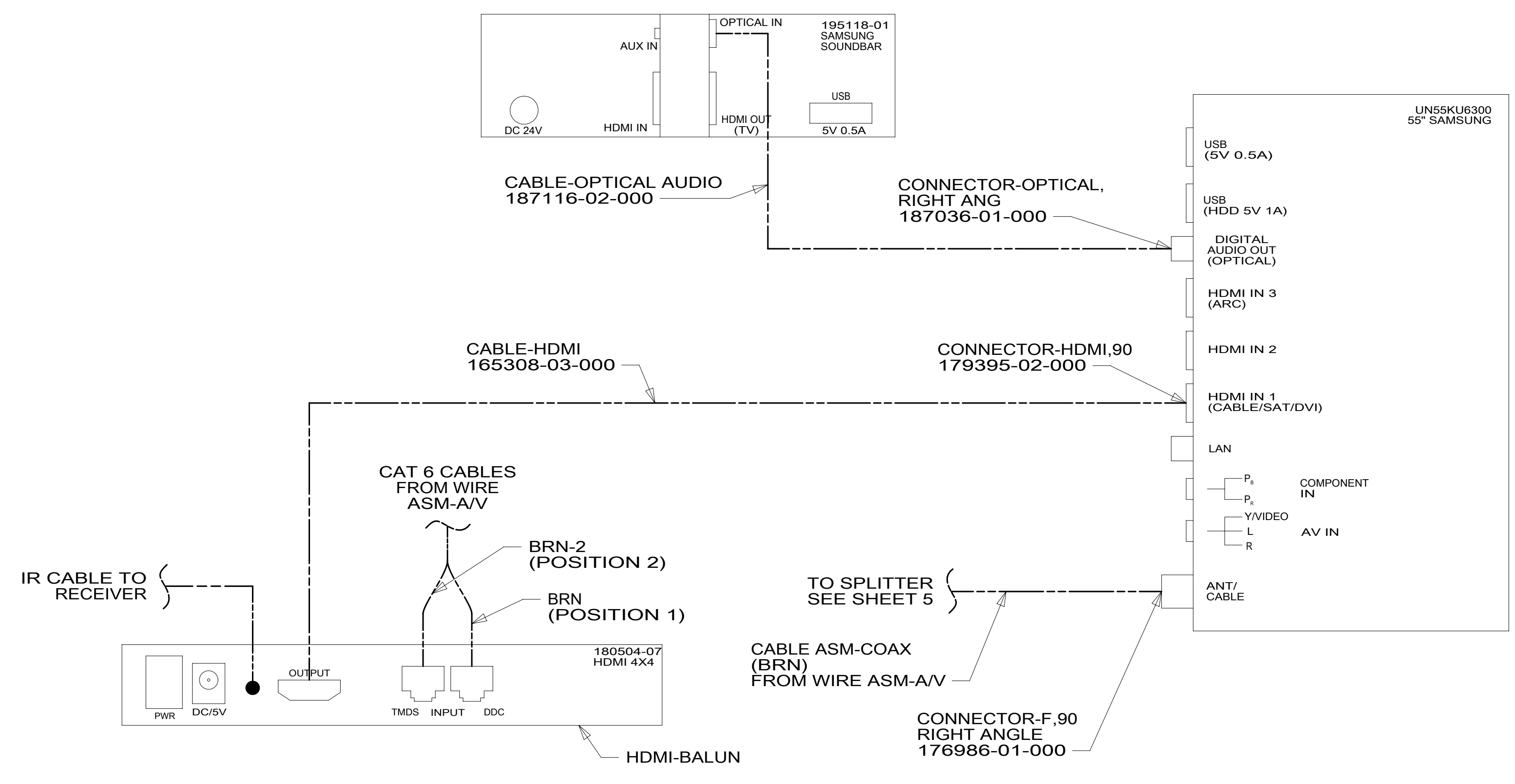
MATRIX-HDMI,BALUN
180504-07-000
BRACKET-MOUNTING,
RECEIVER
180543-08-CHT
SCREW
G11-08-12U (2)

TV-55",UHD,SMART,WIFI
000025708 / 315575-01-000
BRACKET
000002697 / 310204-01-CHT (2)
BOLT
OMC31K-08-025 (4)
WASHER
156569-01-CHT (4)
NUT
000D29-04-00U (4)
WASHER
000E13-04-00U (4)

SPEAKER-SOUNDBAR
W/SUB WIRED
195118-01-000
PLATE-W/HOLES
000008688 / 310880-01-CHT
SCREW
G11-08-12U (2)
OMG02U-04-010 (2)
FASTENER-DUO LOCK
85774-01-000 (50 MM) (2)
85774-02-000 (50 MM) (2)
SEAL
154585-08-CHT
(940 MM)



VIEW CA
(TV NOT SHOWN)



1 USE TIE-WIRE 8343-04-000 TO ATTACH WIRE ASM TO HOLES IN BRACKET ASM-MOUNT,TV.

FOR ELECTRICAL TORQUE SPECIFICATIONS SEE DWG NO. 128783-01-000

FOR ELECTRICAL CALLOUTS SEE DWG NO. 121339-01-000

265 CODES/STANDARDS-CSA/CMVSS
1B1 CODES/STANDARDS USA

DESCRIPTION: WIRING INSTL-TV/DVD	
SHEET: 3 OF 4	ITEM/PART NO: 000210427 / 30204501000
REV	

MATRIX-HDMI,BALUN GEN 2
180504-07-000
BRACKET-MOUNTING,RECEIVER
180543-03-CHT
SCREW
076790-05-000 (2)

TV-32" FLAT
PANEL DLED,HDTV
194668-01-000
SCREW
0MC31K-08-025 (4)
WASHER
156569-01-CHT (4)

BRACKET ASM-MOUNT,TV
187224-03-CHT
SCREW
G67-10-12U (12)

CLAMP
10497-03-000

SLEEVE-BRAIDING
139049-02-00
(900 MM)

CONNECTOR-
HDMI,90
179395-02-000

CONNECTOR-F,
90 RIGHT ANGLE
176986-01-000

VIEW DC

SPRING-GAS
142569-32-000 (2)

BRACKET-GAS SPRING
126263-08-CHT (2)
SCREW
G67-10-12U (6)

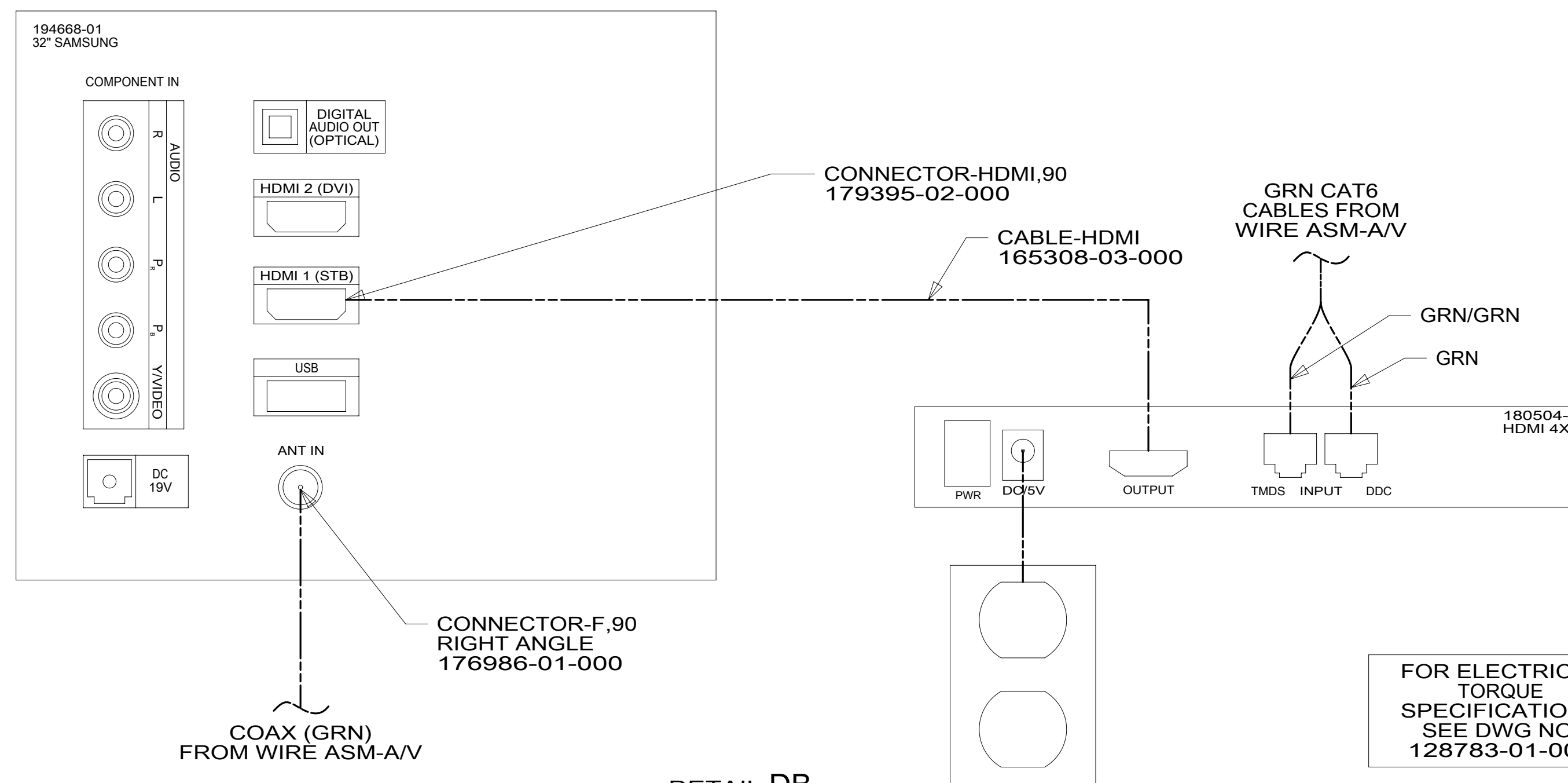
HINGE-PIANO
(REF)

DOOR ASM-TV
(REF)

VIEW DA
(TV NOT SHOWN)

BRACKET-GAS SPRING (2)
(REF)

40 (2)



DETAIL DB

1 USE TIE-WIRE 8343-04-000 TO ATTACH WIRE ASM TO HOLES IN BRACKET ASM-MOUNT,TV.

FOR ELECTRICAL TORQUE SPECIFICATIONS SEE DWG NO. 128783-01-000

FOR ELECTRICAL CALLOUTS SEE DWG NO. 121339-01-000

265 CODES/STANDARDS-CSA/CMVSS

1B1 CODES/STANDARDS USA

1B1 265

DESCRIPTION: WIRING INSTL-TV/DVD

SHEET: 4 OF 4 ITEM/PART NO: 000210427 / 30204501000 REV

1 20-Sep-2016