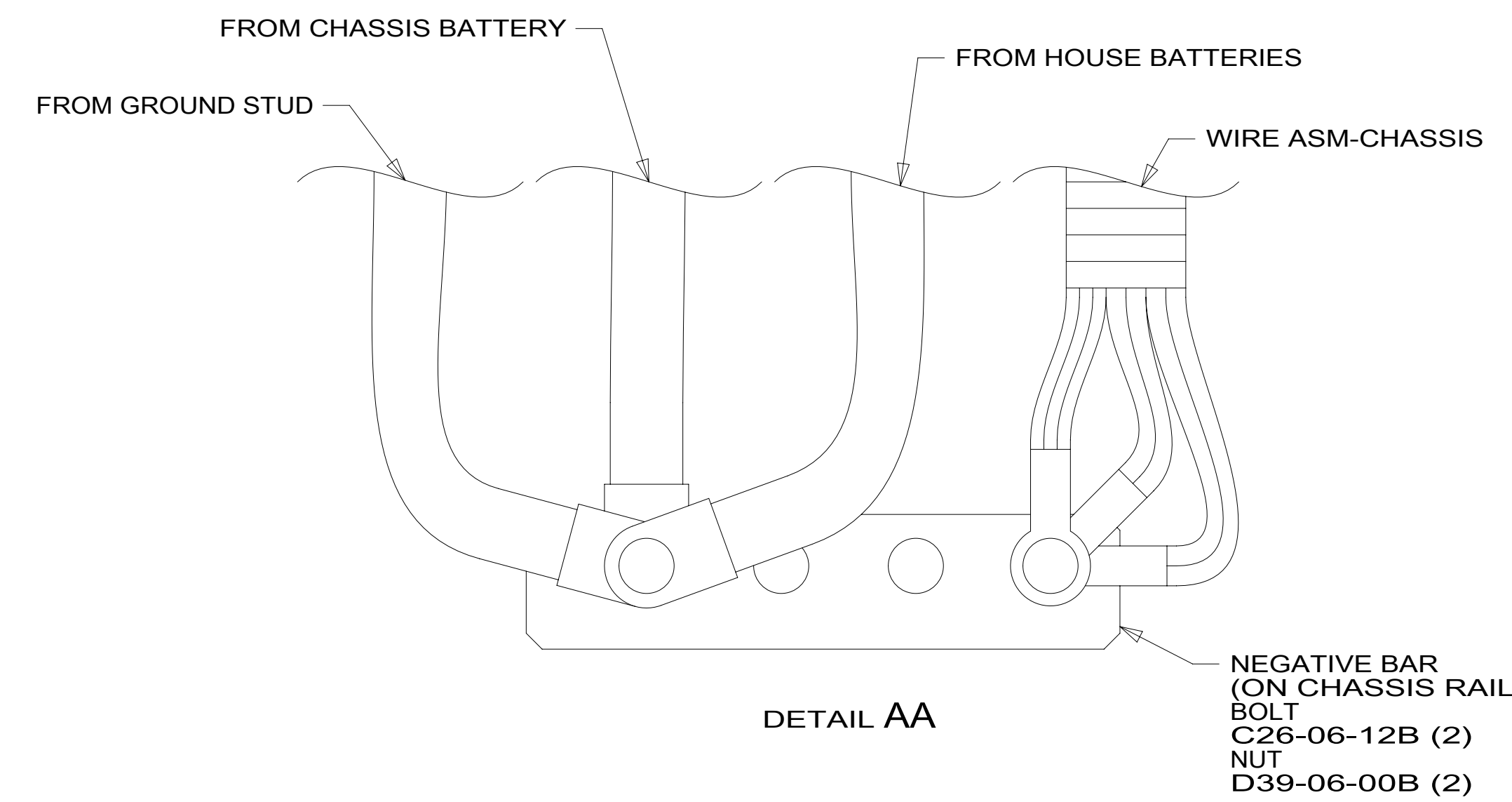


- 8 SECURE SO WIRES DO NOT CONTACT EXHAUST.
 - 7 SUPPLIED WITH CHASSIS.
 - 6 SEE WIRING INSTL-FRONT END FOR ADDITIONAL INFORMATION.
 - 5 SEE BATTERY INSTL FOR ADDITIONAL INFORMATION.
 - 4 CLAMP 83610-03-000, SCREW G39-08-12U.
 - 3 CLAMP 83610-01-000, SCREW G39-08-12U.
 - 2 COVER SHARP EDGES WHERE WIRE CROSSES FRAME RAILS.
1. SECURE CONDUIT 41953-09, -10, -11, -13, AND -14 OVER ALL WIRES IN CONTACT WITH SHARP EDGES.

NOTES:

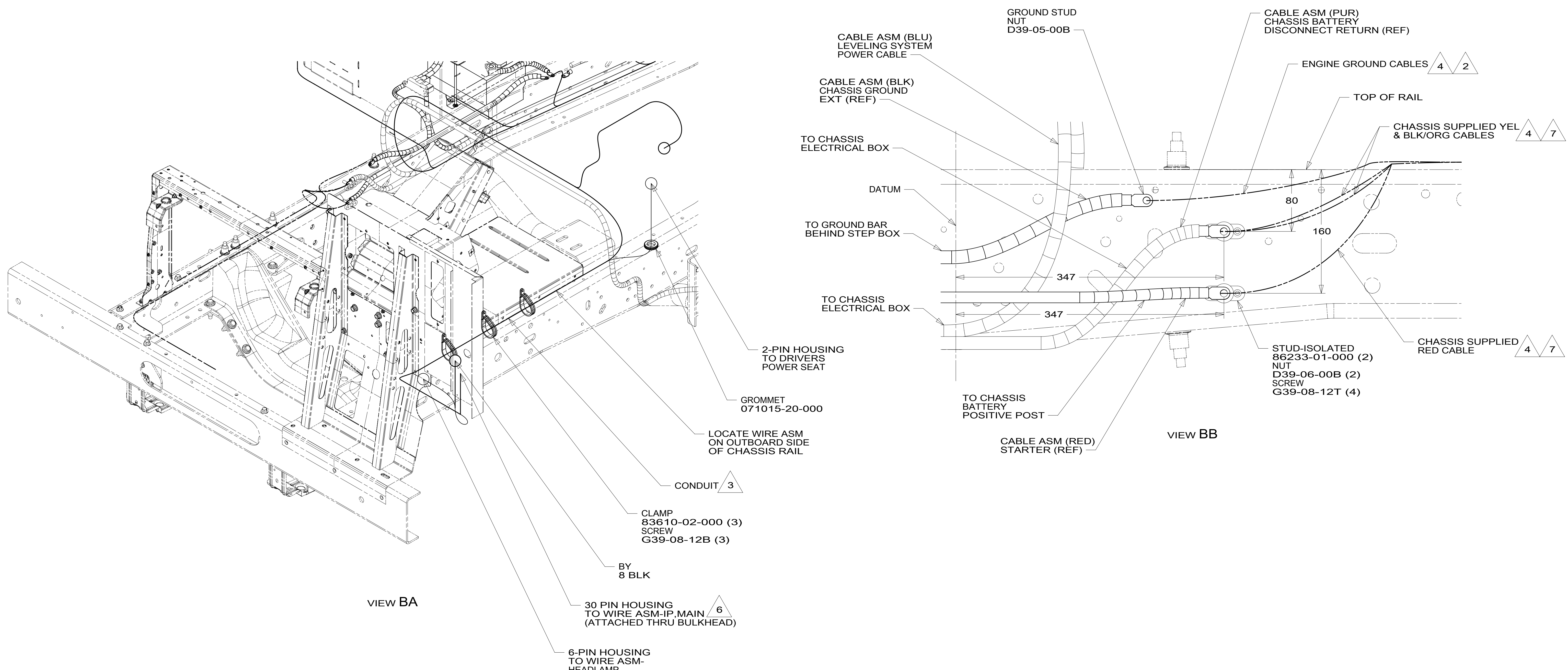


- 16A FORD 26,000#-22.5 AL WHL
- 265 CODES/STANDARDS-CSA/CMVSS
- 1B1 CODES/STANDARDS USA

WINNEBAGO COPYRIGHT 2016 WINNEBAGO INDUSTRIES, INC.	
DSNR:	ALL DIMENSIONS ARE IN MILLIMETERS
DFFR:	MATERIAL:
UNSPECIFIED TOLERANCES:	WEIGHT: (LBS)
WHOLE DIM (X) : 3	FIRST USED:
ONE-PLACE (X.X) : 1.5	16 J38Q
TWO-PLACE (X.XX) : 0.50	
ANGLE : 1°	
REFER TO ES0018 FOR FASTENER TIGHTENING GUIDELINES	
WIRING INSTL-CHASSIS	
SHEET: 1 OF 2	ITEM/PART NO: 000210246 / 30172101000
REF:	REV:

FOR ELECTRICAL TORQUE SPECIFICATIONS SEE DWG NO. 128783-01-000

FOR ELECTRICAL CALLOUTS SEE DWG NO. 121339-01-000

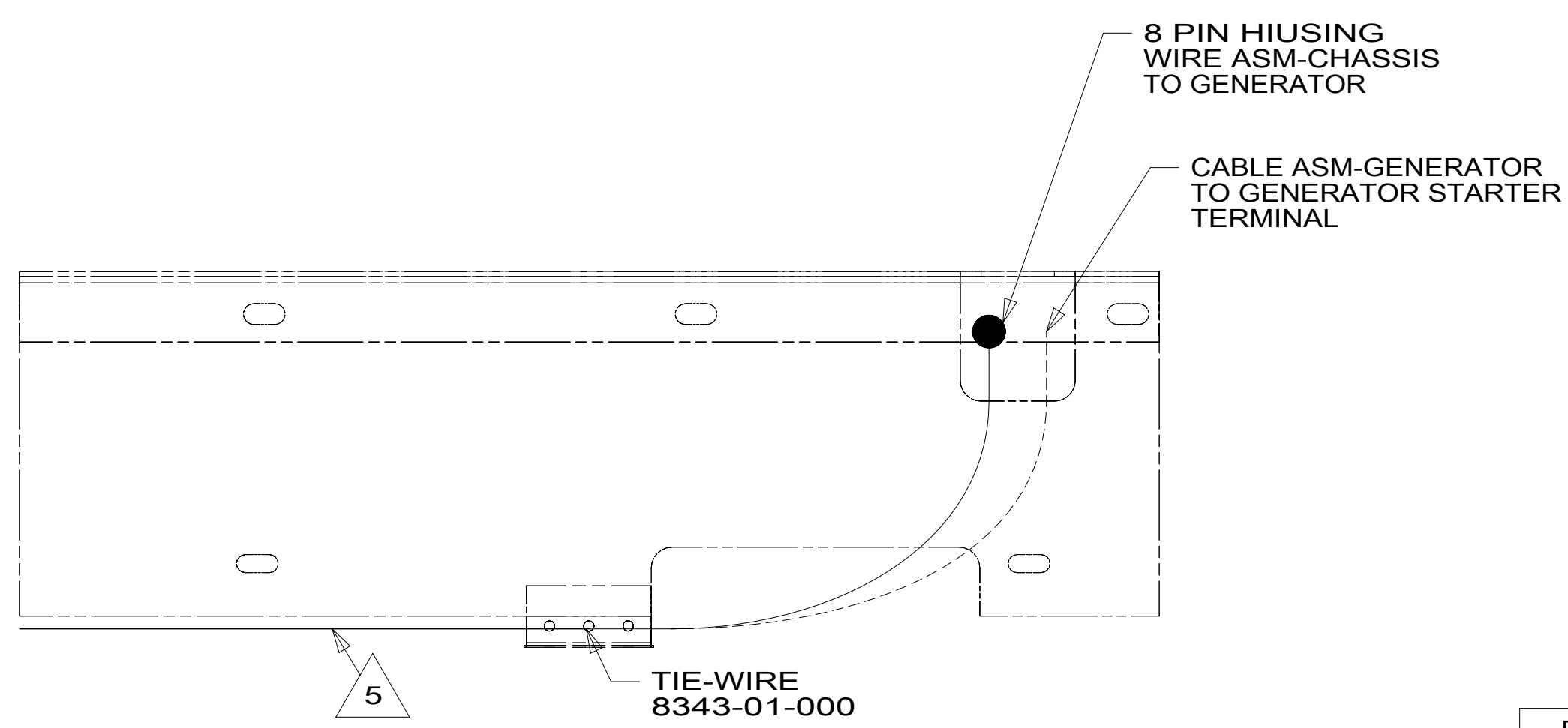


7 CUT CHASSIS SUPPLIED POSITIVE BATTERY CABLE 150MM FROM BATTERY TERMINAL END, DISCARD TERMINAL END AND SEPARATE WIRES. ADD TERMINAL 8348-01-000 AND HEAT SHRINK 176567-04-000 TO RED CABLE (CHASSIS STARTER) AND COMBINE YELLOW (CHASSIS POWER DISTRIBUTION) AND BLACK/ORANGE (CHASSIS ALTERNATOR) WIRES TOGETHER AND ADD TERMINAL 8348-01-000 AND HEAT SHRINK 176567-02-000. COIL EXCESS CABLE ALONG FRAME RAIL JUST BEHIND RADIATOR AND TIE UP WITH TIE-WIRE 8343-04-000.

6 SEE WIRING INSTL-FRONT END FOR ADDITIONAL INFORMATION.
 5 SECURE SO WIRES DO NOT CONTACT EXHAUST.
 4 SUPPLIED WITH CHASSIS.
 3 COVER WITH CONDUIT 41953-10-000 AND 41953-11-000 AS REQUIRED.
 2 CUT CHASSIS SUPPLIED BATTERY CABLE 700MM FROM BATTERY TERMINAL AND ADD TERMINAL 8348-01-000 TO CUT END.

1. SECURE CONDUIT 41953-09, -10, -11, -13, AND -14 OVER ALL WIRES IN CONTACT WITH SHARP EDGES.

NOTES:



FOR ELECTRICAL TORQUE SPECIFICATIONS SEE DWG NO. 128783-01-000

FOR ELECTRICAL CALLOUTS SEE DWG NO. 121339-01-000

- 16A FORD 26,000#-22.5 AL WHL
- 265 CODES/STANDARDS-CSA/CMVSS
- 1B1 CODES/STANDARDS USA

DESCRIPTION:		
1B1 265 16A		
WIRING INSTL-CHASSIS		
SHEET:	ITEM/PART NO.:	REV:
2 OF 2	000210246 / 30172101000	