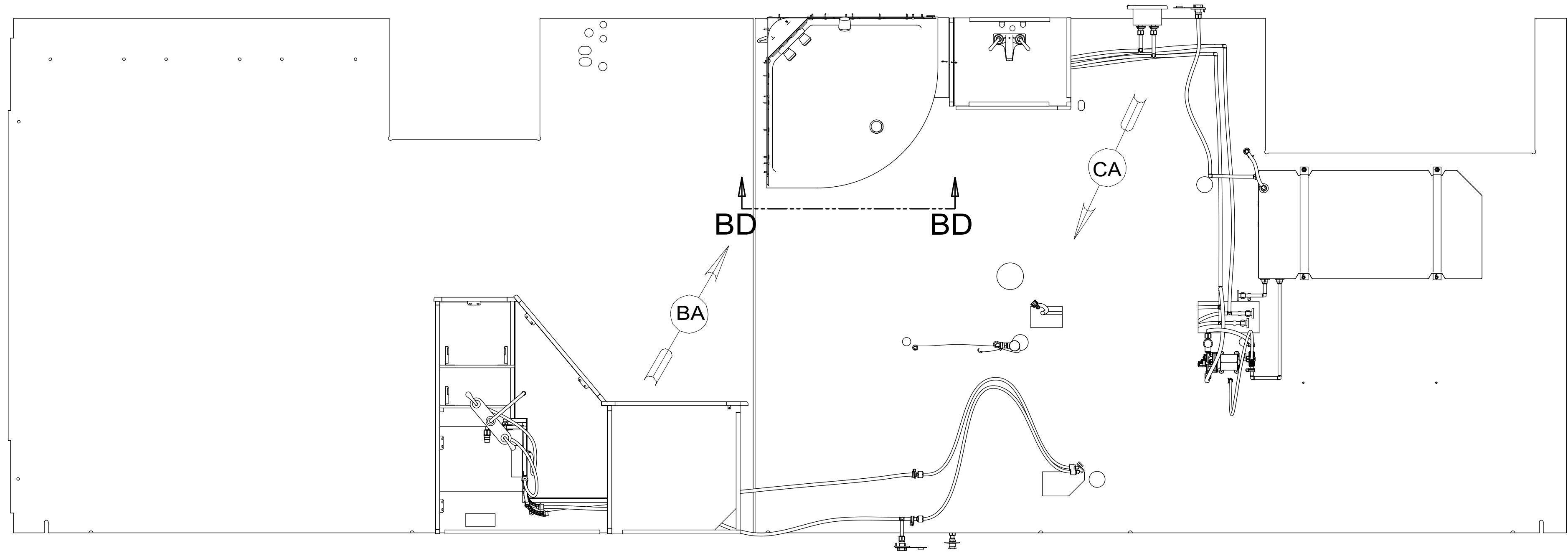


REV	ZONE	REVISION RECORD	DATE	DFTR-ORIG
A	---	INITIAL RELEASE	11/03/15	3650
B	---	CNG F-14 TO F-15	11/16/15	0750-2747
C	---	PILOT CHANGES	02/22/16	3650-3417
D	---	CHG LENGTHS DET BB	3-1-16	1600-2314
E	---	CHG LENGTH;CONN SHT3	3-15-16	1600-2314
F	---	CHG SHOWER CONN. SHT2	4-25-16	1600-2314
G	SHT4	ADD AFEATURE CODE FOR WINTERIZATION	05-05-16	7487
H	---	CHG LENGTHS SHT3	8-22-16	1600-2314



- NOTES:
1. PLASTIC FITTINGS TO BE SEALED WITH SEALANT 084456-01-000.
 2. TUBING TO BE INSTALLED WITH SUFFICIENT SLOPE TO PROVIDE DRAINAGE TO NEAREST VALVE.
 3. ALL TUBING TO BE SECURED AT 1200 INTERVALS MAXIMUM WITH CLAMP 010495-01-000 AND SCREW 000G67-10-12U OR EQUIVALENT.
 4. ADD TEFLON TAPE 010405-01-000.
 5. ADD PIPE WRAP (LADDER SCRAP 110157-02-000) INSULATION.
 6. LABEL HOT AND COLD SUPPLY TUBES AND TAPE FITTING TO TUBE BEFORE CABINET SET TO PREVENT MOVEMENT.
 7. ALL CRIMP FITTINGS TO 5/8" FLEX TUBING REQUIRE 5/8" CLAMP 140171-04-000.
 8. ALL CRIMP FITTINGS TO 1/2" PEX TUBING REQUIRE 1/2" CLAMP 140171-03-000.
 9. ALL CRIMP FITTINGS TO 3/4" PEX TUBING REQUIRE 3/4" CLAMP 140171-05-000.

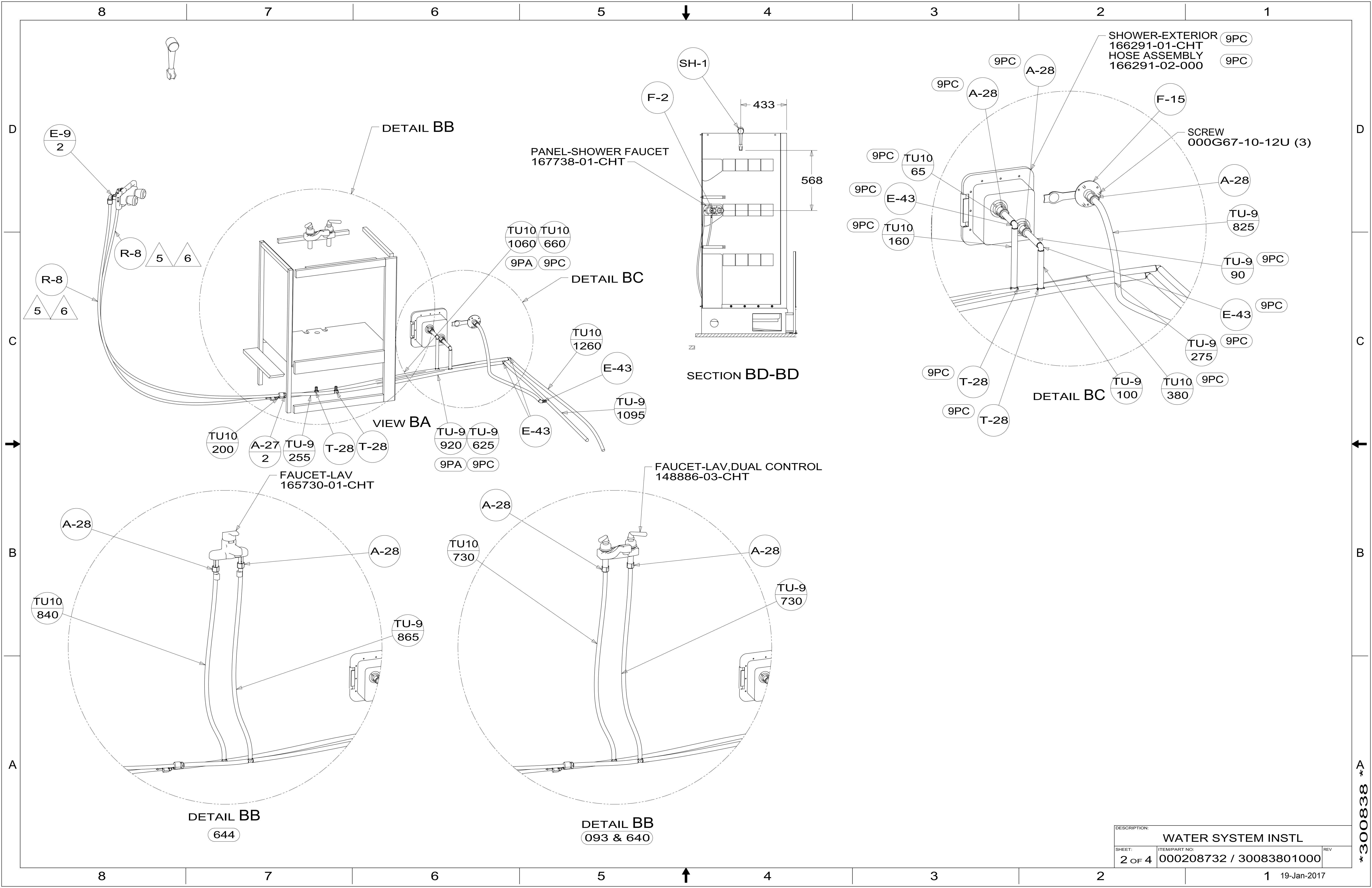
- 9PA TAILGATE PACKAGE WITHOUT
- 9PC TAILGATE PACKAGE
- 640 RENTAL - GAH WITHOUT
- 644 GREAT ALASKAN RENTAL PACKAGE
- 38E CONVENIENCE PACKAGE



DSNR:		ALL DIMENSIONS ARE IN MILLIMETERS	
DFTR:		MATERIAL:	
UNSPECIFIED TOLERANCES:			
WHOLE DIM (X)	3		
ONE-PLACE (X.X)	1.5		
TWO-PLACE (X.XX)	0.50		
ANGLE	1°		
REFER TO ES0018 FOR FASTENER TIGHTENING GUIDELINES		WEIGHT: (LBS)	FIRST USED: (REF)
			16 331G
DESCRIPTION:			
WATER SYSTEM INSTL			
SHEET:	ITEM/PART NO.:	REV	
1 OF 4	000208732 / 30083801000		
REF:		1 19-Jan-2017	

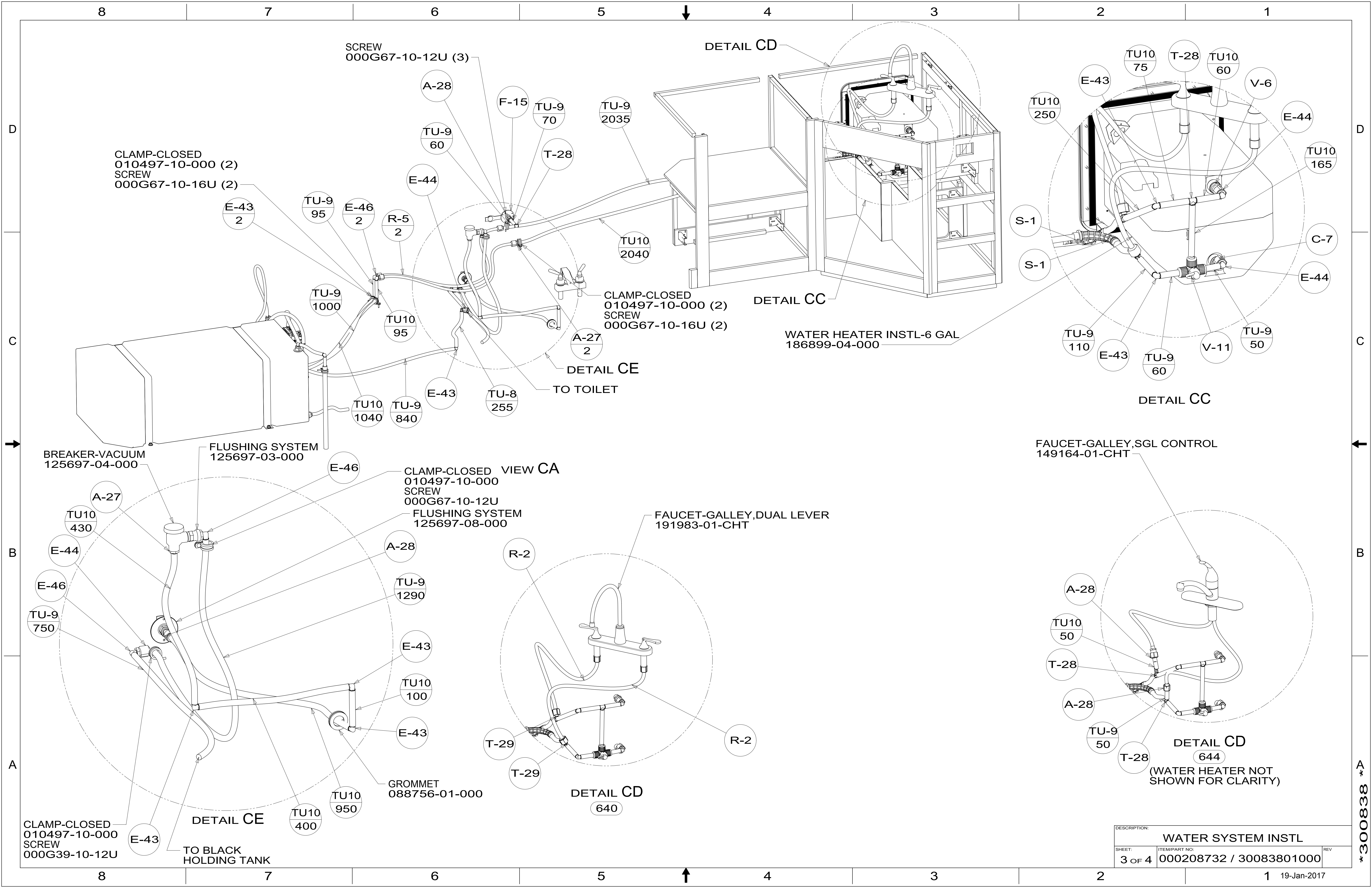
FOR WATER CALLOUTS SEE DWG NO. 303369-01-000

300838



DESCRIPTION:		
WATER SYSTEM INSTL		
SHEET:	ITEM/PART NO:	REV
2 OF 4	000208732 / 30083801000	

*300838



SCREW
000G67-10-12U (3)

DETAIL CD

CLAMP-CLOSED
010497-10-000 (2)
SCREW
000G67-10-16U (2)

CLAMP-CLOSED
010497-10-000 (2)
SCREW
000G67-10-16U (2)

WATER HEATER INSTL-6 GAL
186899-04-000

FAUCET-GALLEY, SGL CONTROL
149164-01-CHT

BREAKER-VACUUM
125697-04-000

FLUSHING SYSTEM
125697-03-000

CLAMP-CLOSED VIEW CA
010497-10-000
SCREW
000G67-10-12U
FLUSHING SYSTEM
125697-08-000

FAUCET-GALLEY, DUAL LEVER
191983-01-CHT

DETAIL CE

DETAIL CD
640

DETAIL CD
644

(WATER HEATER NOT
SHOWN FOR CLARITY)

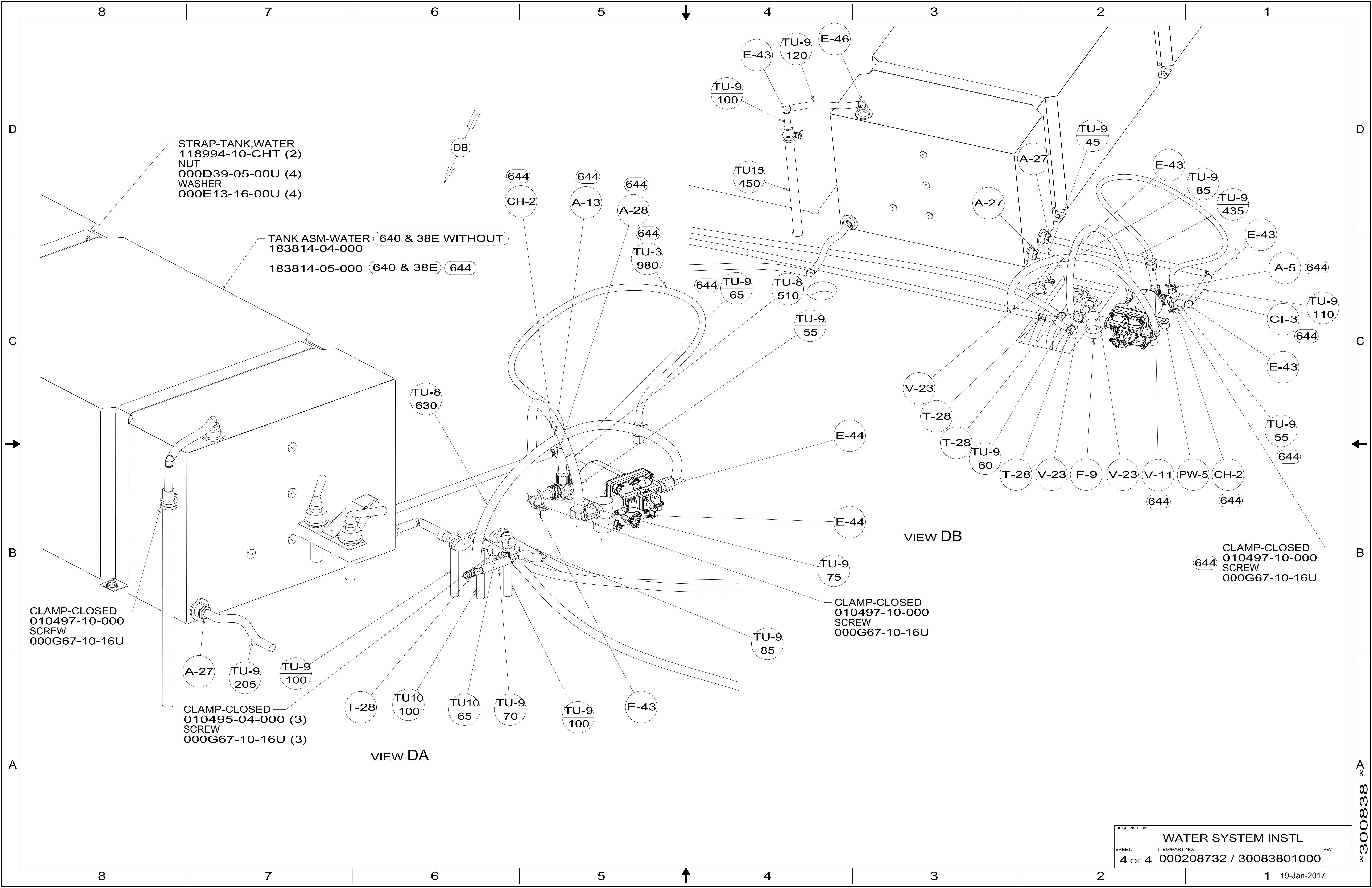
CLAMP-CLOSED
010497-10-000
SCREW
000G39-10-12U

TO BLACK
HOLDING TANK

GROMMET
088756-01-000

DESCRIPTION: WATER SYSTEM INSTL		
SHEET: 3 OF 4	ITEM/PART NO.: 000208732 / 30083801000	REV: 1
		DATE: 19-Jan-2017

*300838



STRAP-TANK,WATER
118994-10-CHT (2)
NUT
000D39-05-00U (4)
WASHER
000E13-16-00U (4)

TANK ASM-WATER 640 & 38E WITHOUT
183814-04-000
183814-05-000 640 & 38E 644

CLAMP-CLOSED
010497-10-000
SCREW
000G67-10-16U

CLAMP-CLOSED
010495-04-000 (3)
SCREW
000G67-10-16U (3)

CLAMP-CLOSED
010497-10-000
SCREW
000G67-10-16U

CLAMP-CLOSED
010497-10-000
SCREW
000G67-10-16U

VIEW DA

VIEW DB

DESCRIPTION: WATER SYSTEM INSTL		
SHEET: 4 OF 4	ITEM/PART NO: 000208732 / 30083801000	REV
8 7 6 5 4 3 2 1		19-Jan-2017

*300838