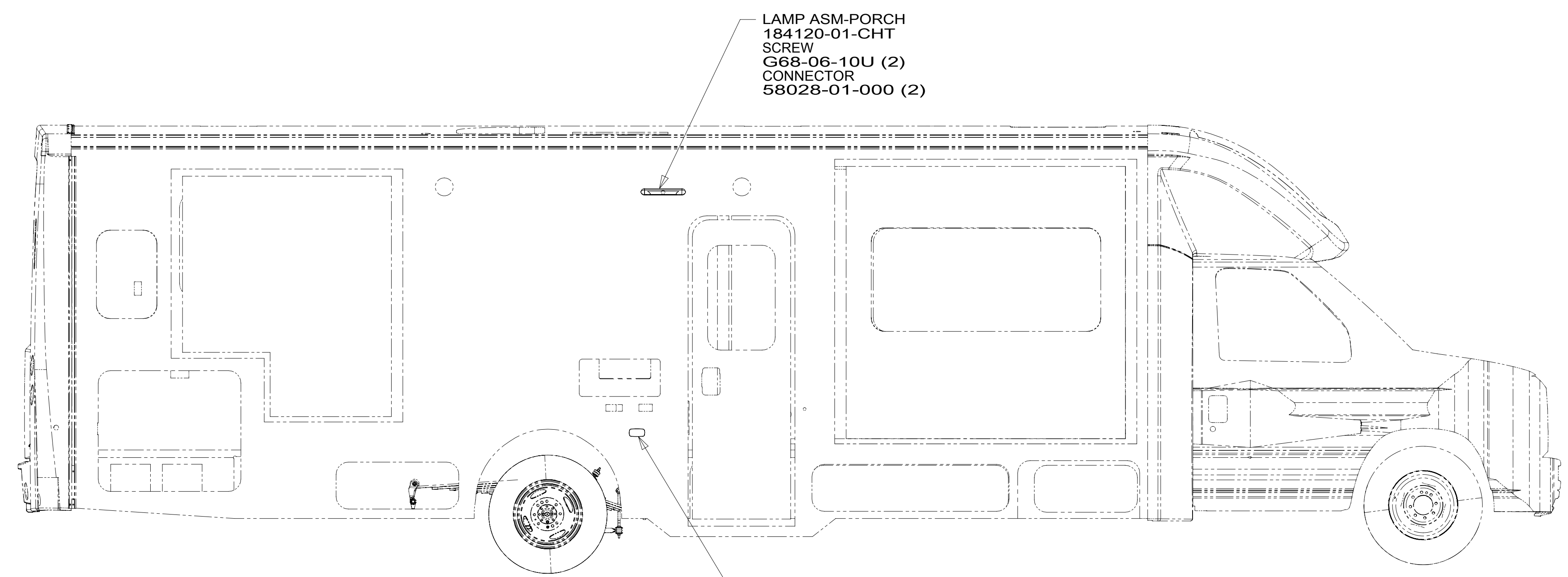


8 7 6 5 4 3 2 1

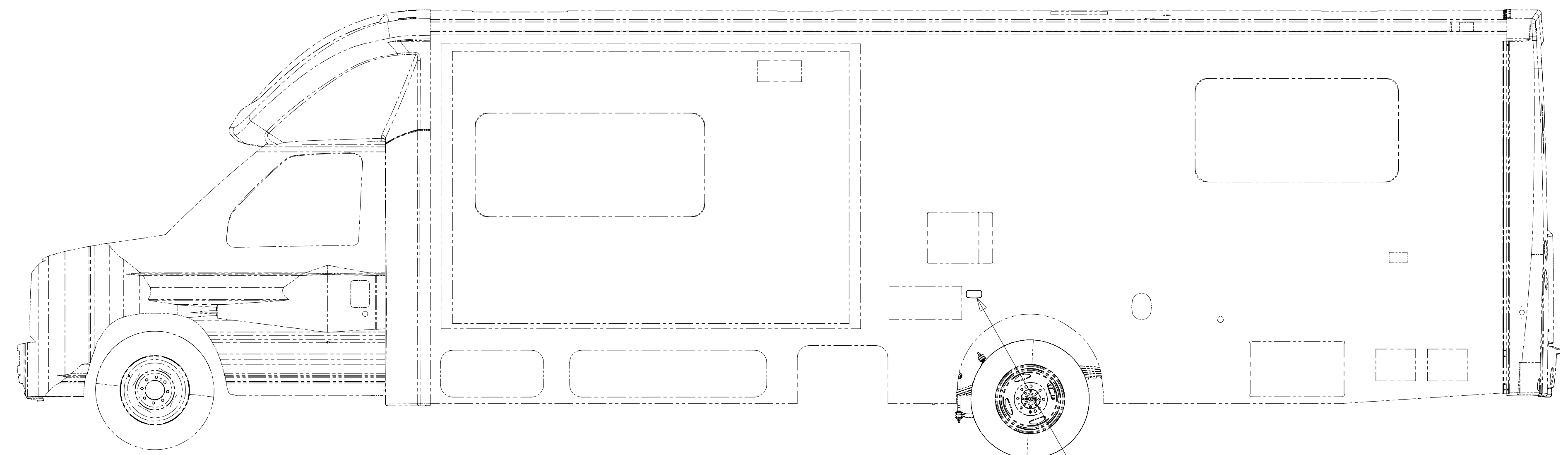
BB

BA



LAMP ASM-PORCH
184120-01-CHT
SCREW
G68-06-10U (2)
CONNECTOR
58028-01-000 (2)

LAMP-MARKER,W AMBER LENS
193802-03-000
SCREW
G11-08-12U (2)
CONNECTOR
58028-01-000 (2)



LAMP-MARKER,W AMBER LENS
193802-03-000
SCREW
G11-08-12U (2)
CONNECTOR
58028-01-000 (2)

- 265 CODES/STANDARDS-CSA/CMVSS
- 1B1 CODES/STANDARDS USA
- 1B1 265



DSNR:		ALL DIMENSIONS ARE IN MILLIMETERS	
DFFR:		MATERIAL:	
UNSPECIFIED TOLERANCES:			
WHOLE DIM (X)	: 3		
ONE-PLACE (X.X)	: 1.5		
TWO-PLACE (X.XX)	: 0.50		
ANGLE	: 1°		
REFER TO ES0018 FOR FASTENER TIGHTENING GUIDELINES		WEIGHT: (LBS)	FIRST USED:
			16 730J

FOR ELECTRICAL TORQUE SPECIFICATIONS SEE DWG NO. 128783-01-000

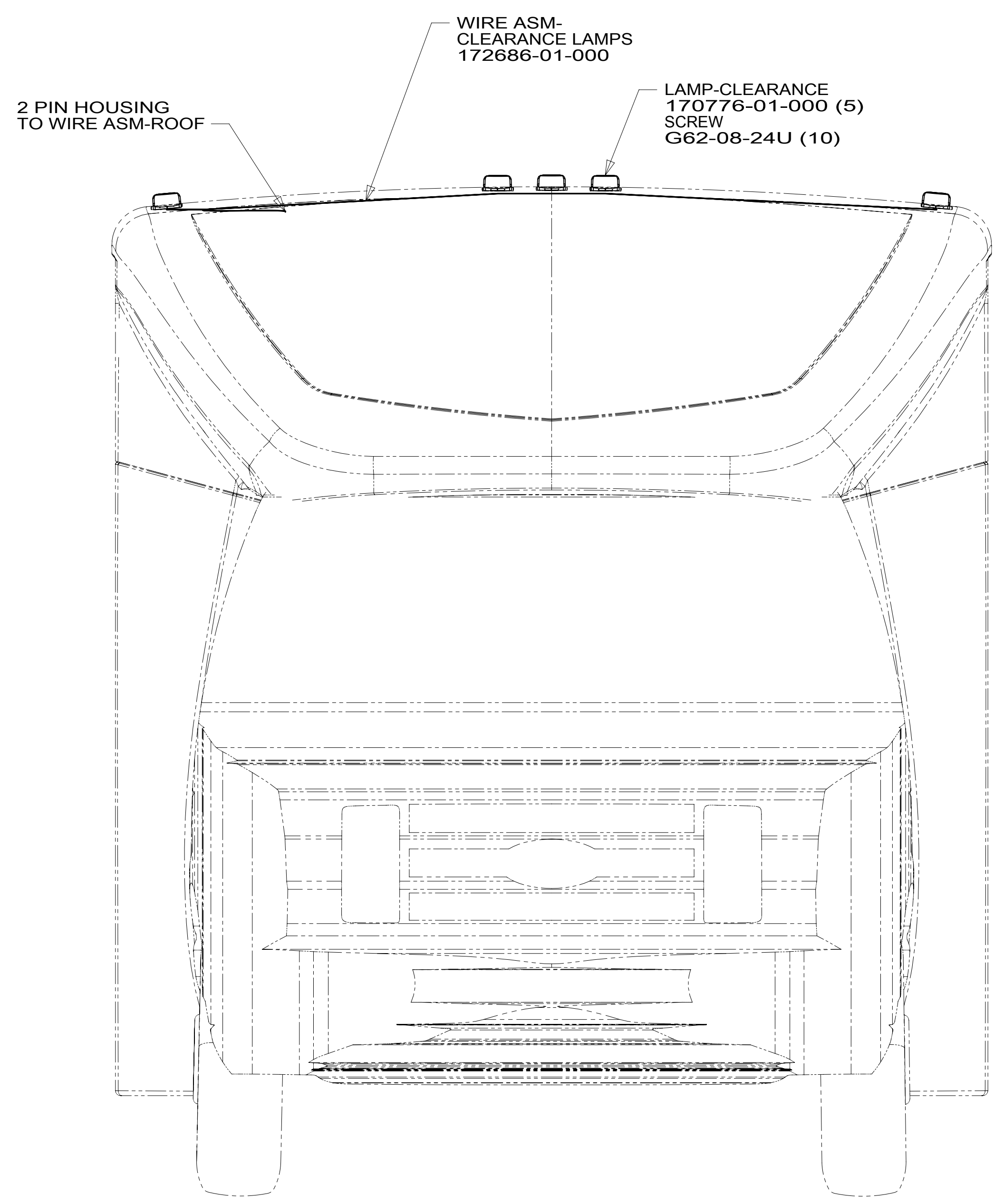
FOR ELECTRICAL CALLOUTS SEE DWG NO. 121339-01-000

WIRING INSTL-EXTERIOR LAMPS

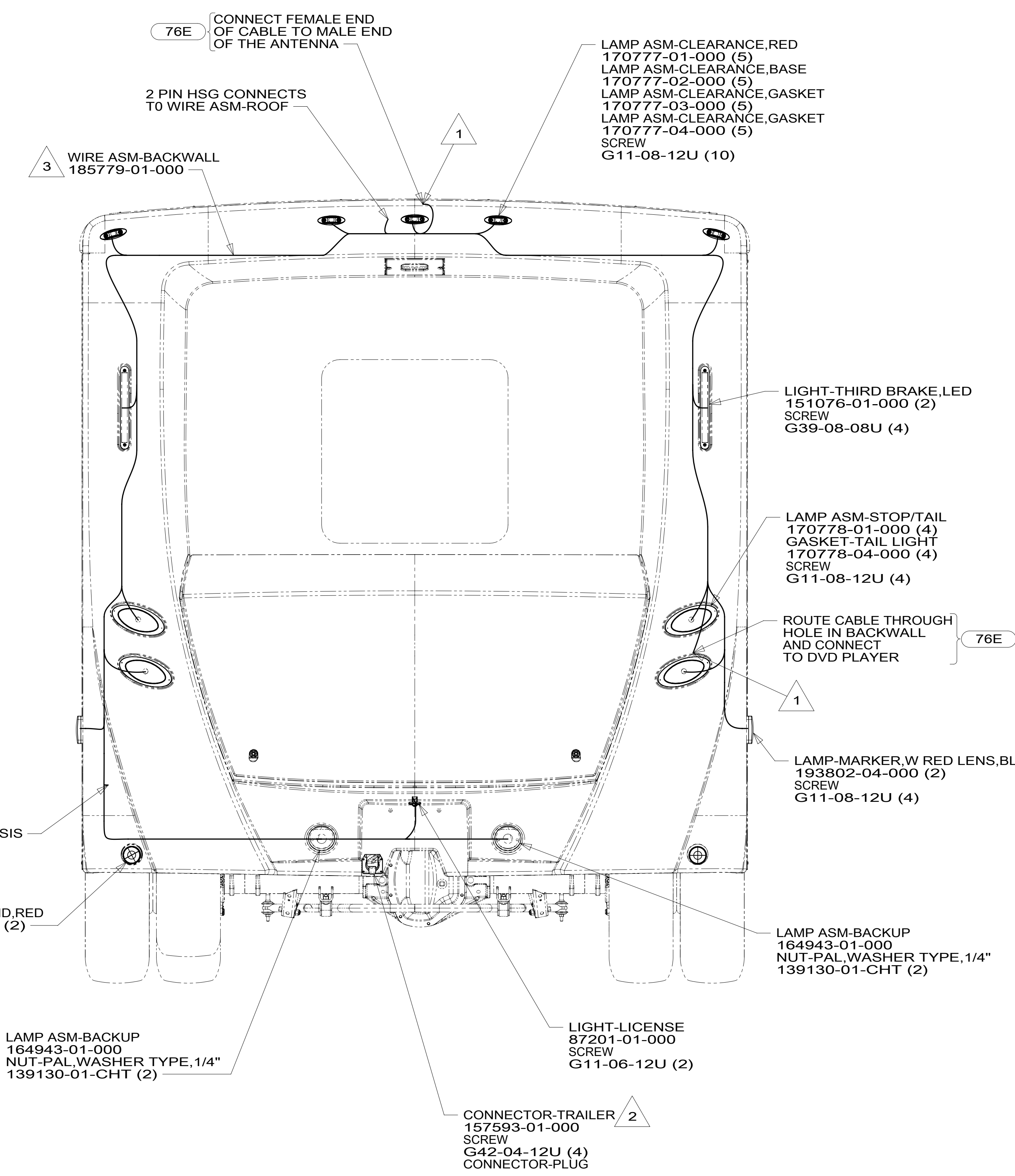
SHEET: 1 OF 2 ITEM/PART NO: 000201042 / 30149001000 REF: 1 16-Nov-2016

8 7 6 5 4 3 2 1

8 7 6 5 4 3 2 1



VIEW BA



VIEW BB

- NOTES:
- 3 LOCATED IN REAR CAP.
 - 2 SECURE WIRE BELOW COACH WITH CLAMP 10495-01-000 AND SCREW G67-10-12U.
 - 1 WITHOUT 76E COIL EXCESS CABLE AND SECURE BACK TO LOOM.

- 76E EXT ENTERTAINMENT SYSTEM
- 265 CODES/STANDARDS-CSA/CMVSS
- 1B1 CODES/STANDARDS USA

FOR ELECTRICAL
TORQUE
SPECIFICATIONS
SEE DWG NO.
128783-01-000

FOR ELECTRICAL
CALLOUTS
SEE DWG NO.
121339-01-000

DESCRIPTION:	
WIRING INSTL-EXTERIOR LAMPS	
SHEET:	ITEM/PART NO.:
2 OF 2	000201042 / 30149001000
REV	
	16-Nov-2016

8 7 6 5 4 3 2 1