

- NOTES:**
- 110V WIRE TO BE CLAMPED WITH CLAMP 10497-05-000 WITHIN 200MM OF OUTLET BOXES, USE SCREW G67-10-12B.
 - ALL WIRES TO BE SECURED WITH CLAMP 10495-01-000 OR CLIP 80734-01-000 EVERY 600MM. USE SCREW G67-10-12B UNLESS OTHERWISE SPECIFIED.
 - WHERE WIRES PASS THROUGH HOLES IN STEEL AND NOT OTHERWISE PROTECTED, USE GROMMET 92908-02-000.

- 68Y TV - MAIN
- 68R TV - FRONT
- 265 CODES/STANDARDS-CSA/CMVSS
- 1B1 CODES/STANDARDS USA

WINNEBAGO COPYRIGHT 2016 WINNEBAGO INDUSTRIES, INC.	
DSNR:	ALL DIMENSIONS ARE IN MILLIMETERS
DFFR:	
UNSPECIFIED TOLERANCES:	MATERIAL:
WHOLE DIM (X) ± 3	
ONE-PLACE (X.X) ± 1.5	
TWO-PLACE (X.XX) ± 0.50	
ANGLE ± 1°	
REFER TO ES0018 FOR FASTENER TIGHTENING GUIDELINES	WEIGHT: (LBS) FIRST USED: 16 E35B
DESCRIPTION: WIRING INSTL-TV/DVD	
SHEET: 1 OF 3	ITEM/PART NO: 000200560 / 30049001000
REF:	

FOR ELECTRICAL TORQUE SPECIFICATIONS SEE DWG NO. 128783-01-000

FOR ELECTRICAL CALLOUTS SEE DWG NO. 121339-01-000

8 7 6 5 4 3 2 1

D

C

B

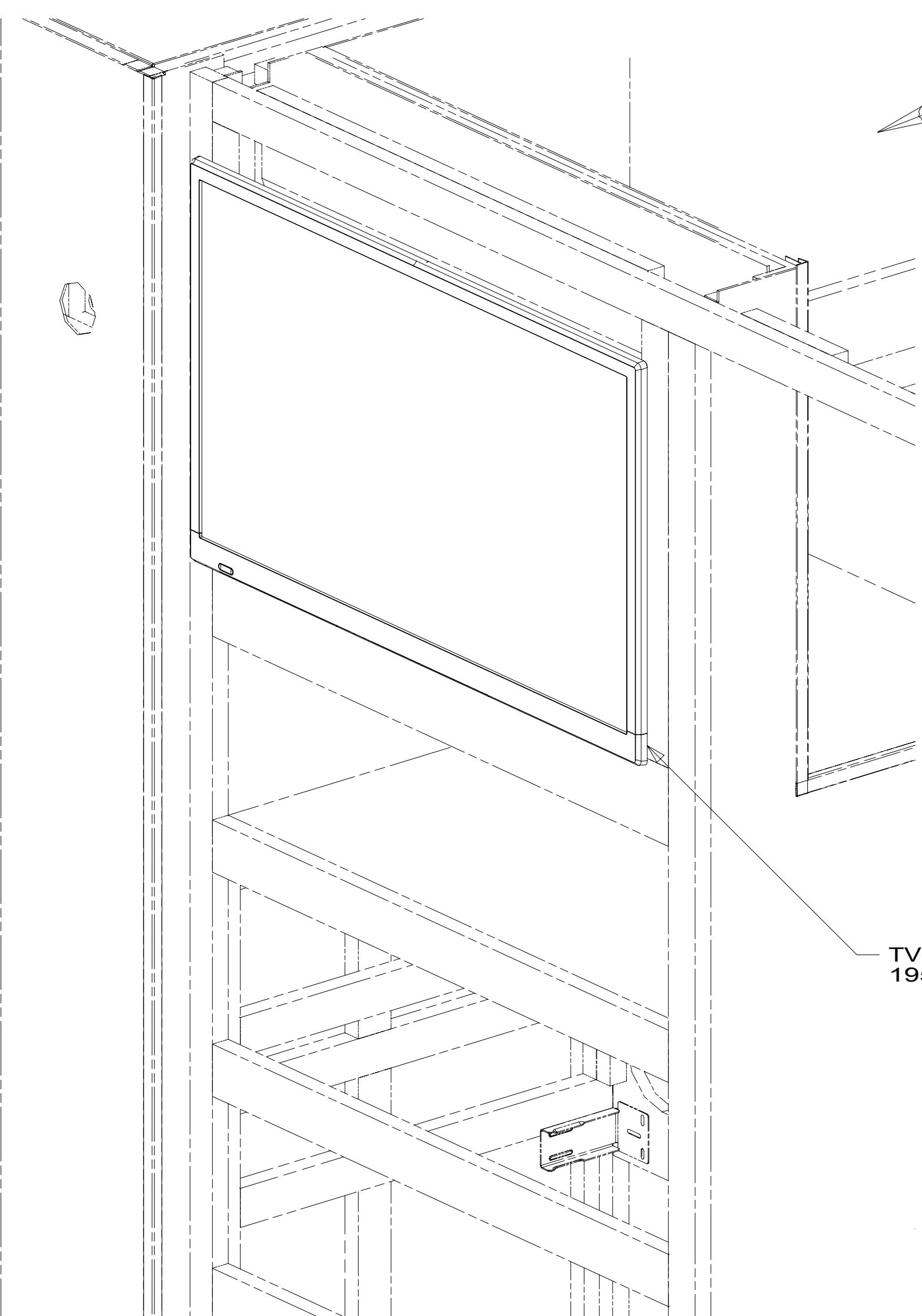
A

D

C

B

A



TV-28", FLAT PANEL-LED HDTV
195082-01-000

SUPPORT-MOUNTING.TV
166616-09-CHT
SCREW
000G11-08-12U (6)
GROMMET
114208-05-000

TAPE-FOAM
076322-22-000
(270 MM)

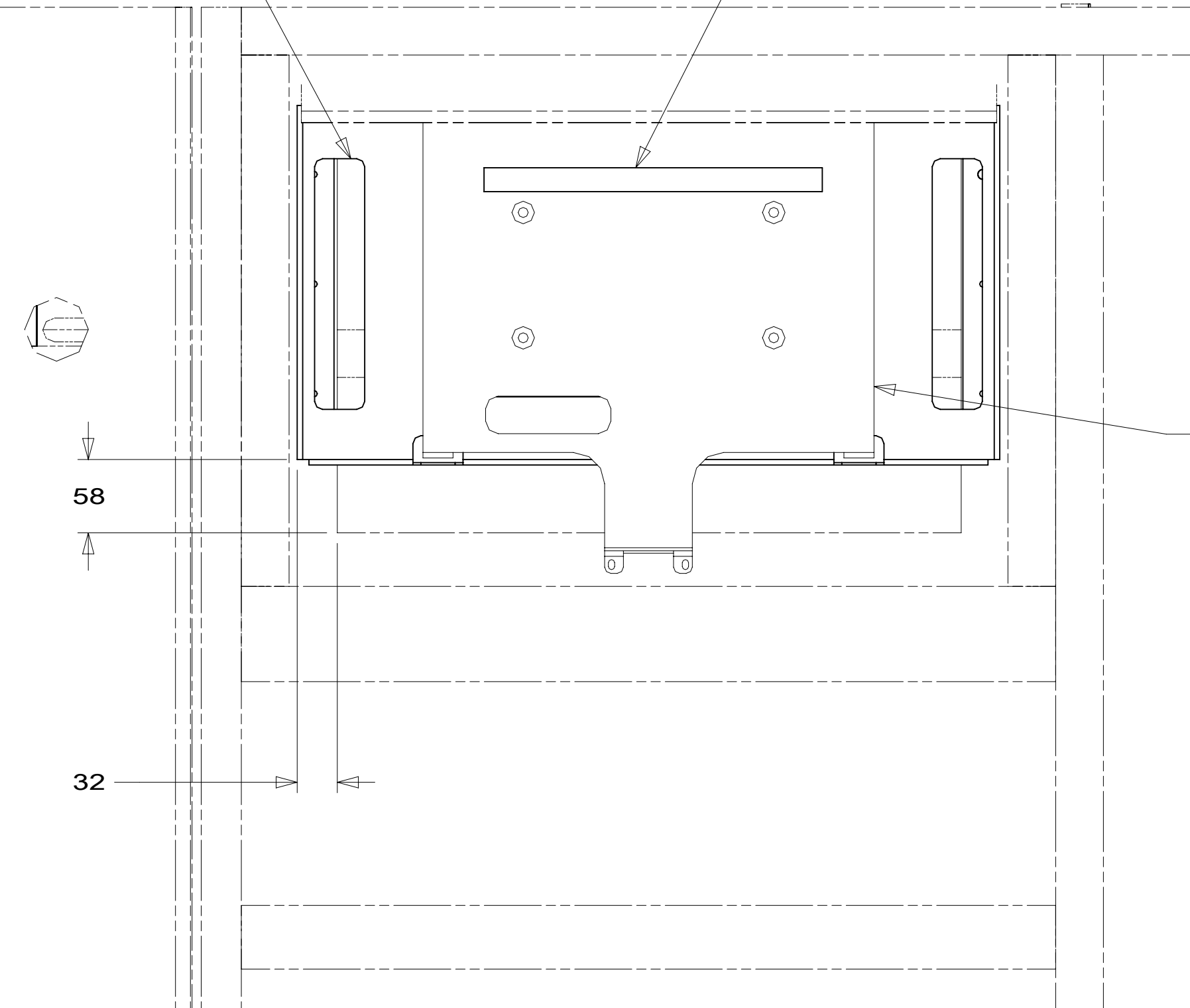
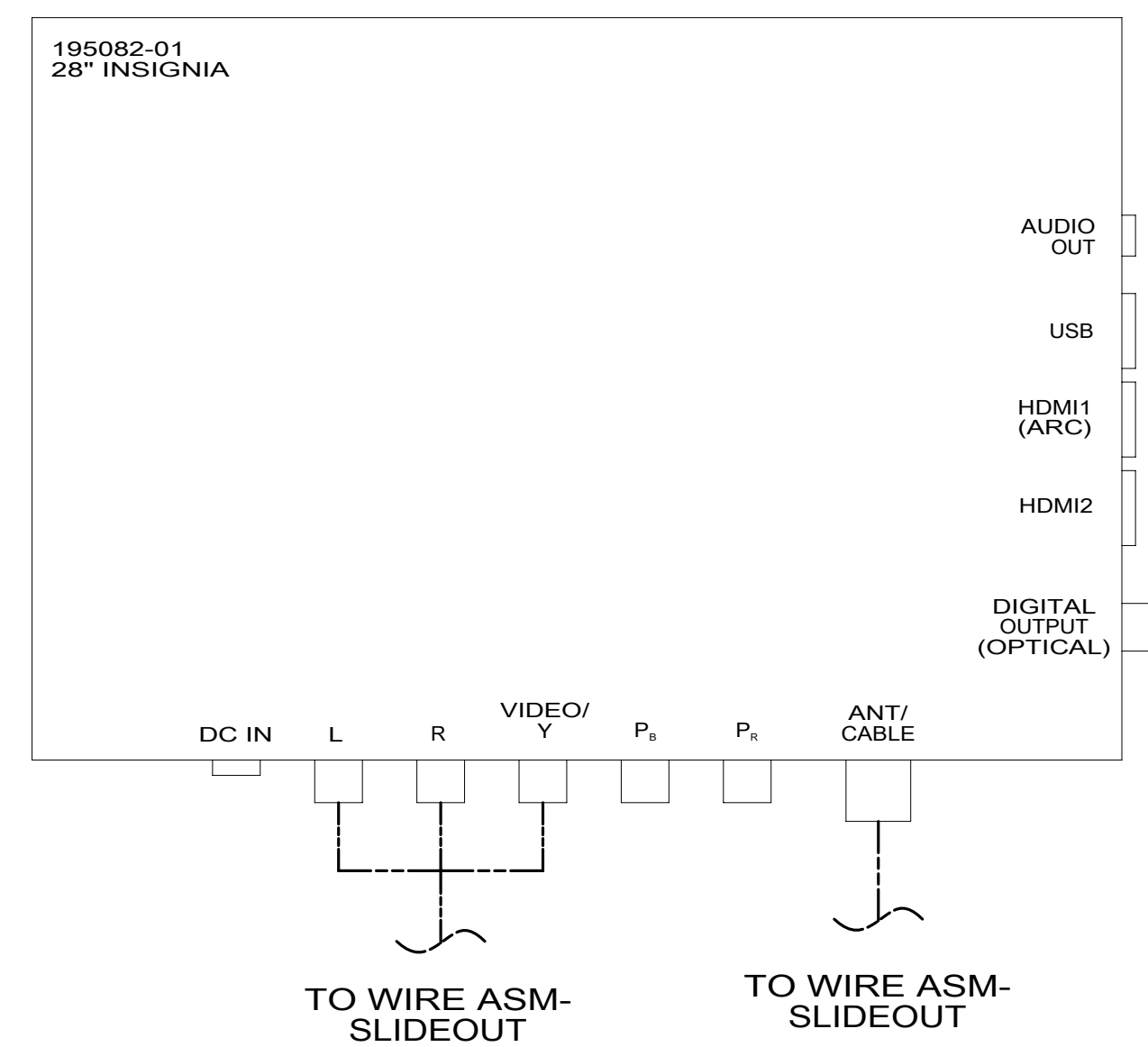


PLATE-MOUNTING.TV
191131-02-CHT
SCREW (MAIN SUPPORT)
OMG02U-06-010 (4)
SCREW (LOWER SUPPORT)
(SUPPLIED W/TV)
SCREW
000G39-08-12U (2)
BRACKET-MOUNT
175053-12-CHT

VIEW BA
(TV NOT SHOWN)



VIEW BB

1 PREP SURFACE WITH 87211-01-000.

NOTES:

FOR ELECTRICAL TORQUE SPECIFICATIONS SEE DWG NO. 128783-01-000

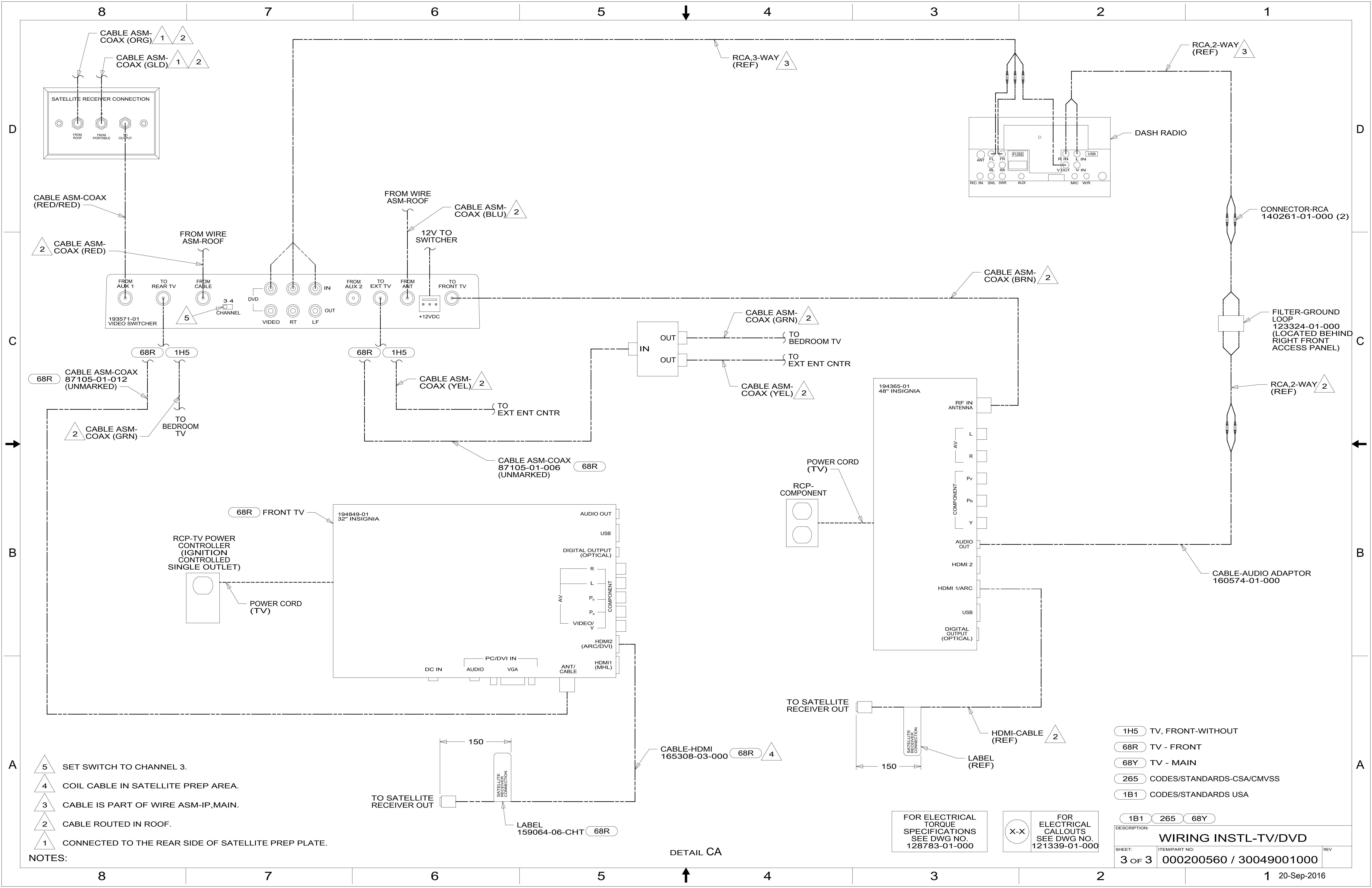
FOR ELECTRICAL CALLOUTS SEE DWG NO. 121339-01-000

- 68X TV - BEDROOM
- 265 CODES/STANDARDS-CSA/CMVSS
- 1B1 CODES/STANDARDS USA

1B1 265 68X

DESCRIPTION: WIRING INSTL-TV/DVD		
SHEET: 2 OF 3	ITEM/PART NO: 000200560 / 30049001000	REV

8 7 6 5 4 3 2 1 20-Sep-2016



- NOTES:
- 5 SET SWITCH TO CHANNEL 3.
 - 4 COIL CABLE IN SATELLITE PREP AREA.
 - 3 CABLE IS PART OF WIRE ASM-IP.MAIN.
 - 2 CABLE ROUTED IN ROOF.
 - 1 CONNECTED TO THE REAR SIDE OF SATELLITE PREP PLATE.

- 1H5 TV, FRONT-WITHOUT
- 68R TV - FRONT
- 68Y TV - MAIN
- 265 CODES/STANDARDS-CSA/CMVSS
- 1B1 CODES/STANDARDS USA

FOR ELECTRICAL TORQUE SPECIFICATIONS SEE DWG NO. 128783-01-000

FOR ELECTRICAL CALLOUTS SEE DWG NO. 121339-01-000

DESCRIPTION: WIRING INSTL-TV/DVD		
SHEET: 3 OF 3	ITEM/PART NO: 000200560 / 30049001000	REV:

DETAIL CA