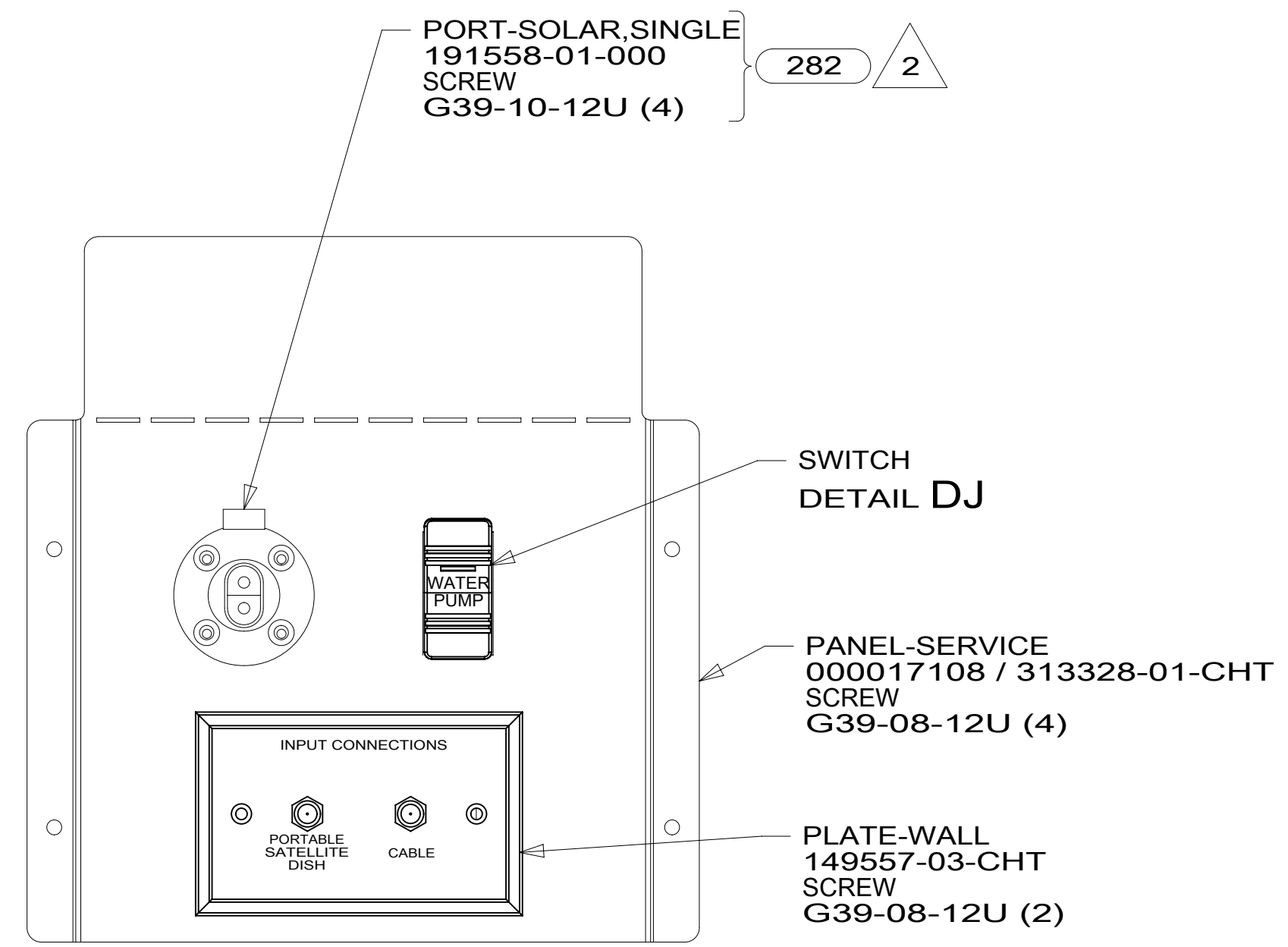
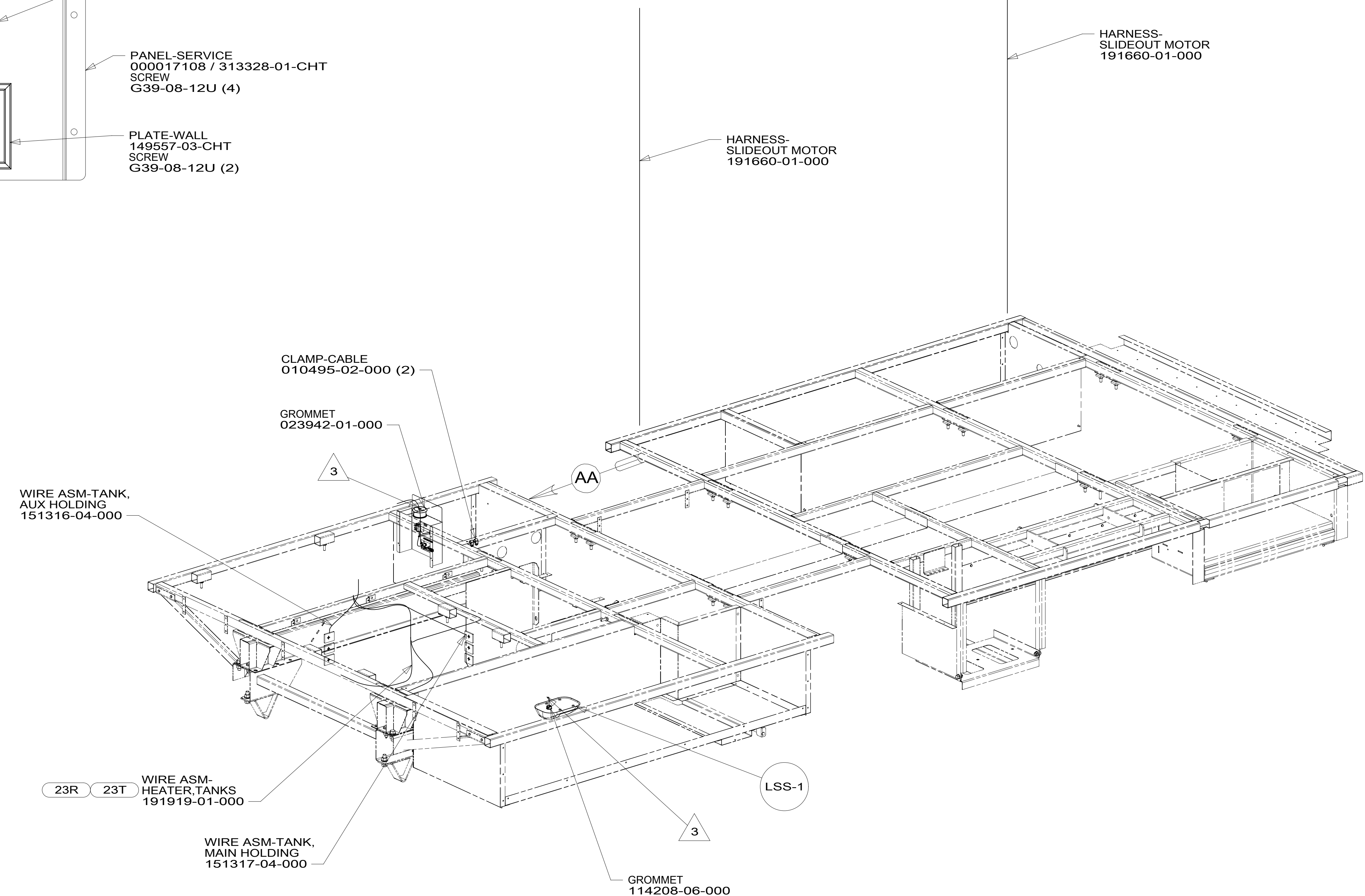


8 7 6 5 4 3 2 1



VIEW AA



- 3 WIRE PASSES THROUGH FLOOR IN THIS AREA.
- 2 SPLICE YELLOW TO RED AND WHITE TO BLACK.

1. AT MINIMUM ALL WIRES TO BE SUPPORTED AND SECURED PER CODE REQUIREMENTS. USE CLAMP 10495 OR 10497 OR WIRE TIE 8343 OR 108046 AND SCREW G67-XX-XXX OR G56-XX-XXX AS APPROPRIATE FOR INSTALLATION.

NOTES:

- 282 SOLAR PANEL - 100 WATT
- 23T DRAINAGE SYSTEM-HEATED
- 23R DRAINAGE SYSTEM/HEAT-PREWIRED
- 265 CODES/STANDARDS-CSA/CMVSS
- 1B1 CODES/STANDARDS USA



| | | | |
|--|--------|-----------------------------------|-------------|
| DSNR: | | ALL DIMENSIONS ARE IN MILLIMETERS | |
| DIFTR: | | | |
| UNSPECIFIED TOLERANCES: | | MATERIAL: | |
| WHOLE DIM (X) | : 3 | | |
| ONE-PLACE (X.X) | : 1.5 | | |
| TWO-PLACE (X.XX) | : 0.50 | | |
| ANGLE | : 1° | | |
| REFER TO ES0018 FOR FASTENER TIGHTENING GUIDELINES | | WEIGHT: (LBS) | FIRST USED: |
| | | | 16 423A |

WIRING INSTL-BODY, 12V

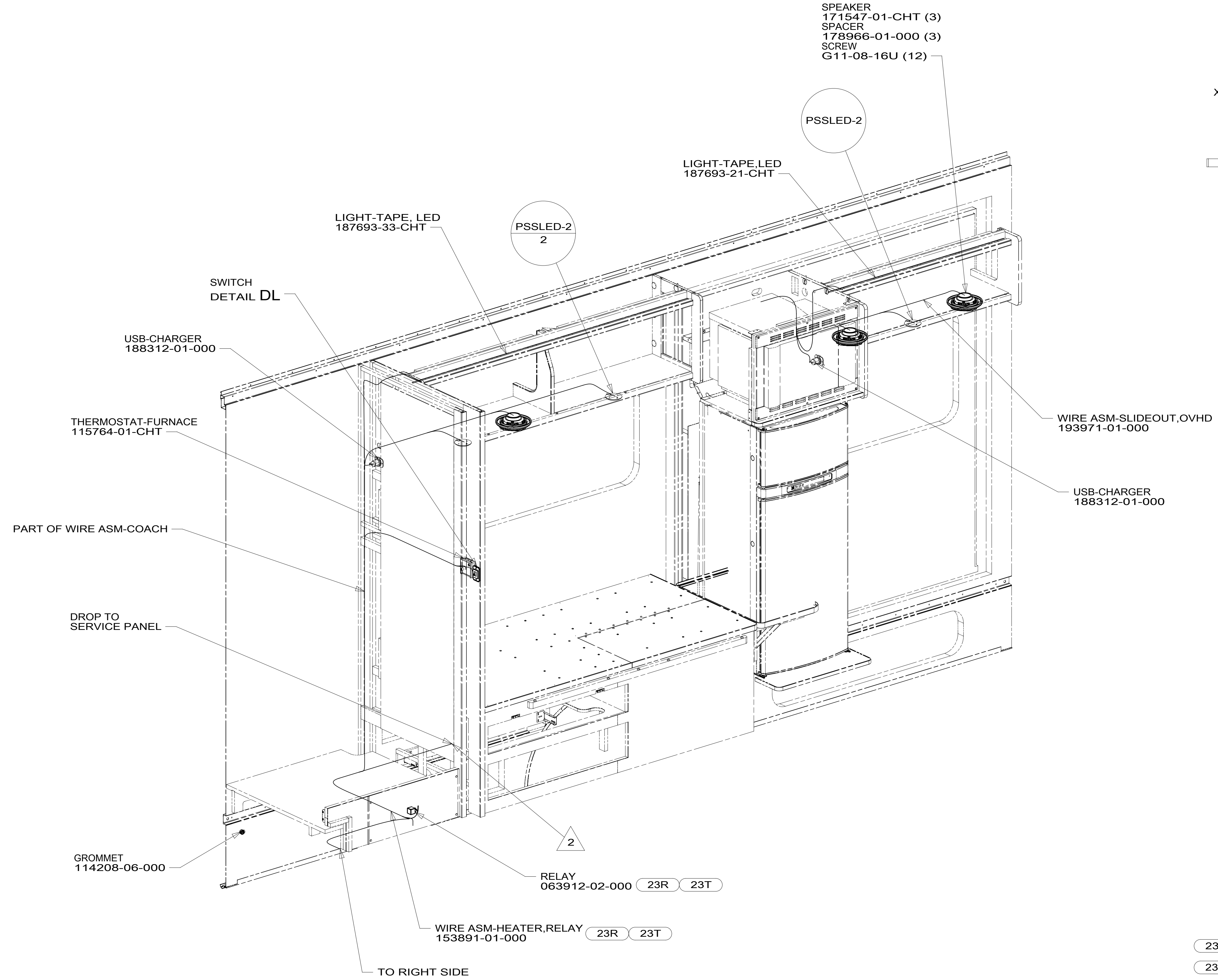
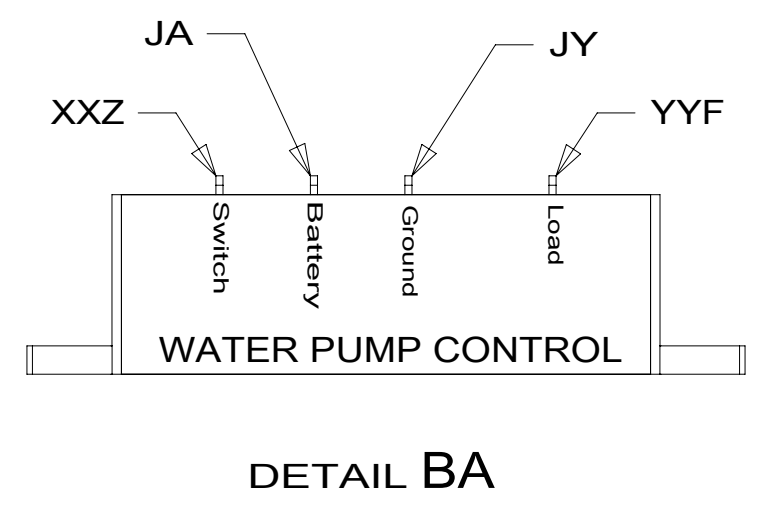
| | | |
|--------|-------------------------|------|
| SHEET: | ITEM/PART NO.: | REV: |
| 1 OF 5 | 000180956 / 30101601000 | |

FOR ELECTRICAL TORQUE SPECIFICATIONS SEE DWG NO. 128783-01-000

FOR ELECTRICAL CALLOUTS SEE DWG NO. 121339-01-000

301016

SPEAKER
171547-01-CHT (3)
SPACER
178966-01-000 (3)
SCREW
G11-08-16U (12)



2 WIRE PASSES THROUGH FLOOR IN THIS AREA.

1. AT MINIMUM ALL WIRES TO BE SUPPORTED AND SECURED PER CODE REQUIREMENTS. USE CLAMP 10495 OR 10497 OR WIRE TIE 8343 OR 108046 AND SCREW G67-XX-XXX OR G56-XX-XXX AS APPROPRIATE FOR INSTALLATION.

NOTES:

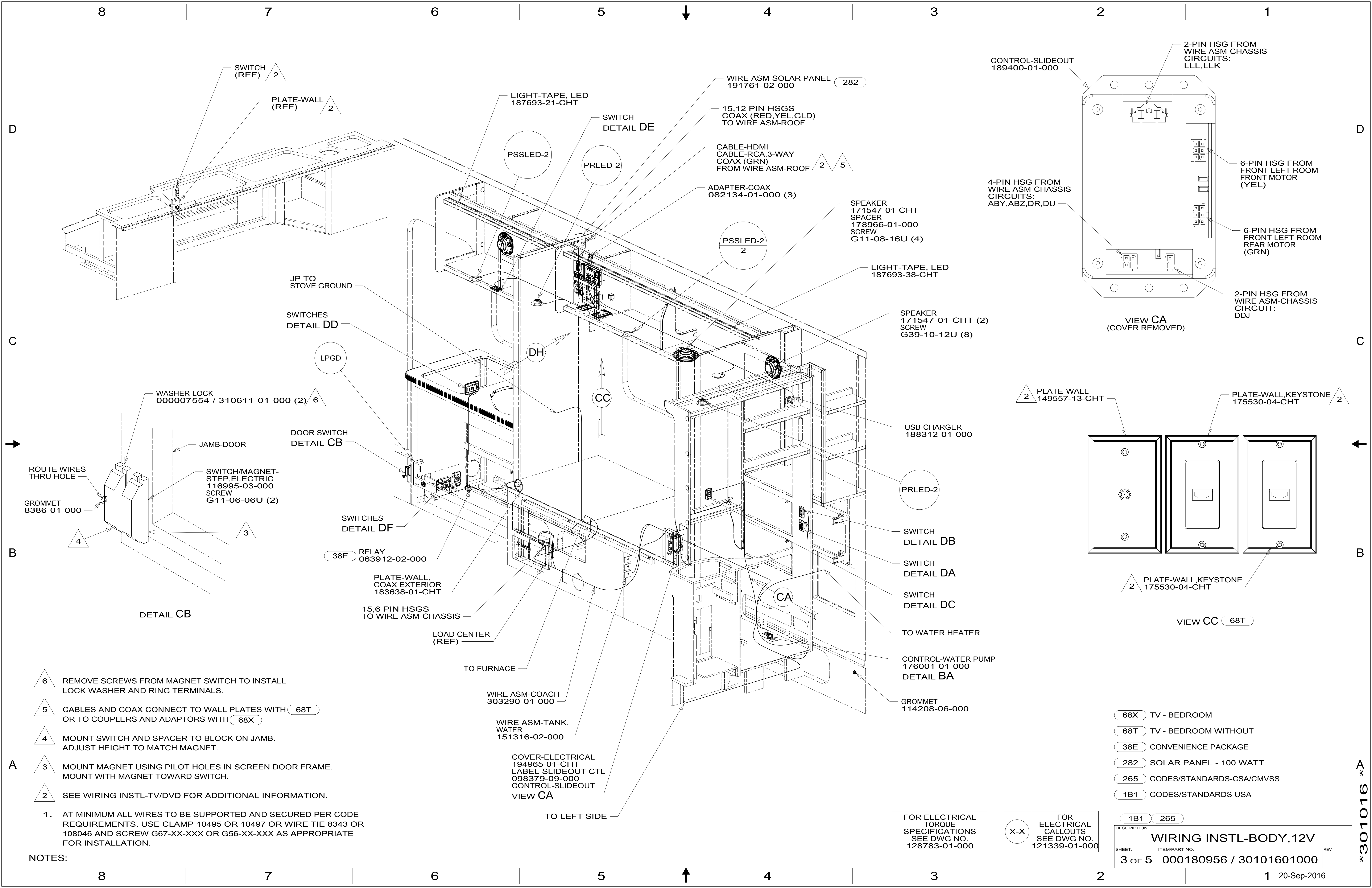
FOR ELECTRICAL TORQUE SPECIFICATIONS SEE DWG NO. 128783-01-000

FOR ELECTRICAL CALLOUTS SEE DWG NO. 121339-01-000

- 23T DRAINAGE SYSTEM-HEATED
- 23R DRAINAGE SYSTEM/HEAT-PREWIRE
- 265 CODES/STANDARDS-CSA/CMVSS
- 1B1 CODES/STANDARDS USA

| | | | |
|-------------------------------|-------------------------|---------|--|
| DESCRIPTION: | | 1B1 265 | |
| WIRING INSTL-BODY, 12V | | | |
| SHEET: | ITEM/PART NO.: | REV | |
| 2 OF 5 | 000180956 / 30101601000 | | |

301016



- NOTES:
1. AT MINIMUM ALL WIRES TO BE SUPPORTED AND SECURED PER CODE REQUIREMENTS. USE CLAMP 10495 OR 10497 OR WIRE TIE 8343 OR 108046 AND SCREW G67-XX-XXX OR G56-XX-XXX AS APPROPRIATE FOR INSTALLATION.
 2. SEE WIRING INSTL-TV/DVD FOR ADDITIONAL INFORMATION.
 3. MOUNT MAGNET USING PILOT HOLES IN SCREEN DOOR FRAME. MOUNT WITH MAGNET TOWARD SWITCH.
 4. MOUNT SWITCH AND SPACER TO BLOCK ON JAMB. ADJUST HEIGHT TO MATCH MAGNET.
 5. CABLES AND COAX CONNECT TO WALL PLATES WITH (68T) OR TO COUPLERS AND ADAPTORS WITH (68X)
 6. REMOVE SCREWS FROM MAGNET SWITCH TO INSTALL LOCK WASHER AND RING TERMINALS.

- COVER-ELECTRICAL
194965-01-CHT
LABEL-SLIDEOUT CTL
098379-09-000
CONTROL-SLIDEOUT
VIEW CA
- WIRE ASM-TANK,
WATER
151316-02-000
- WIRE ASM-COACH
303290-01-000
- TO FURNACE
- TO WATER HEATER
- TO LEFT SIDE
- LOAD CENTER
(REF)
- 15,6 PIN HSGS
TO WIRE ASM-CHASSIS
- PLATE-WALL,
COAX EXTERIOR
183638-01-CHT
- RELAY
063912-02-000
(38E)
- SWITCHES
DETAIL DF
- DOOR SWITCH
DETAIL CB
- SWITCH/MAGNET-
STEP ELECTRIC
116995-03-000
SCREW
G11-06-06U (2)
- JAMB-DOOR
- ROUTE WIRES
THRU HOLE
- GROMMET
8386-01-000
- WASHER-LOCK
00007554 / 310611-01-000 (2) (6)
- SWITCHES
DETAIL DD
- JP TO
STOVE GROUND
- SWITCH
DETAIL DE
- PRLED-2
- PSSLED-2
- LIGHT-TAPE, LED
187693-21-CHT
- WIRE ASM-SOLAR PANEL
191761-02-000 (282)
- 15,12 PIN HSGS
COAX (RED,YEL,GLD)
TO WIRE ASM-ROOF
- CABLE-HDMI
CABLE-RCA,3-WAY
COAX (GRN)
FROM WIRE ASM-ROOF (2) (5)
- ADAPTER-COAX
082134-01-000 (3)
- SPEAKER
171547-01-CHT
SPACER
178966-01-000
SCREW
G11-08-16U (4)
- LIGHT-TAPE, LED
187693-38-CHT
- SPEAKER
171547-01-CHT (2)
SCREW
G39-10-12U (8)
- USB-CHARGER
188312-01-000
- PRLED-2
- SWITCH
DETAIL DB
- SWITCH
DETAIL DA
- SWITCH
DETAIL DC
- CONTROL-WATER PUMP
176001-01-000
DETAIL BA
- GROMMET
114208-06-000
- PLATE-WALL
149557-13-CHT (2)
- PLATE-WALL,KEYSTONE
175530-04-CHT (2)
- PLATE-WALL,KEYSTONE
175530-04-CHT (2)
- VIEW CC (68T)
- VIEW CA (COVER REMOVED)
- 2-PIN HSG FROM
WIRE ASM-CHASSIS
CIRCUITS:
LLL,LLK
- 6-PIN HSG FROM
FRONT LEFT ROOM
FRONT MOTOR
(YEL)
- 6-PIN HSG FROM
FRONT LEFT ROOM
REAR MOTOR
(GRN)
- 4-PIN HSG FROM
WIRE ASM-CHASSIS
CIRCUITS:
ABY,ABZ,DR,DU
- 2-PIN HSG FROM
WIRE ASM-CHASSIS
CIRCUIT:
DDJ

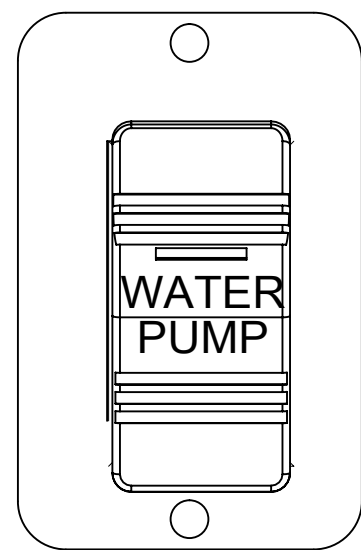
FOR ELECTRICAL
TORQUE
SPECIFICATIONS
SEE DWG NO.
128783-01-000

FOR
ELECTRICAL
CALLOUTS
SEE DWG NO.
121339-01-000

- (68X) TV - BEDROOM
- (68T) TV - BEDROOM WITHOUT
- (38E) CONVENIENCE PACKAGE
- (282) SOLAR PANEL - 100 WATT
- (265) CODES/STANDARDS-CSA/CMVSS
- (1B1) CODES/STANDARDS USA

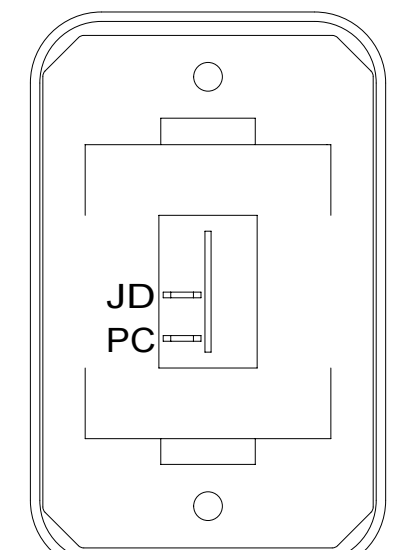
| | | | |
|-------------------------------|-------------------------|---------|--|
| DESCRIPTION: | | 1B1 265 | |
| WIRING INSTL-BODY, 12V | | | |
| SHEET: | ITEM/PART NO.: | REV | |
| 3 OF 5 | 000180956 / 30101601000 | | |

*301016 A



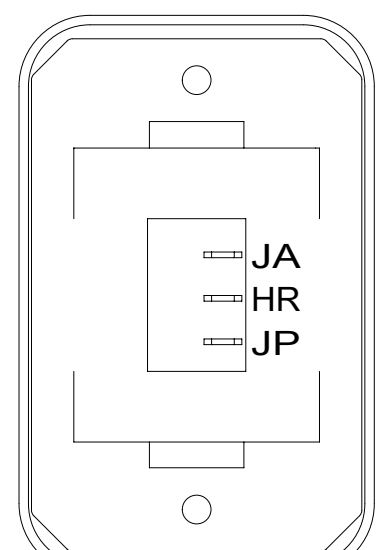
SWITCH-ROCKER
108357-21-000
ACTUATOR-SWITCH
108356-23-CHT
PLATE-SWITCH
144363-02-CHT
SCREW
G11-06-10U (2)

DETAIL DA



SWITCH-ROCKER
135740-01-CHT
SWITCH-BASE
135741-01-CHT
SWITCH-BEZEL
135742-01-CHT
SCREW
G11-08-08U (2)

DETAIL DE

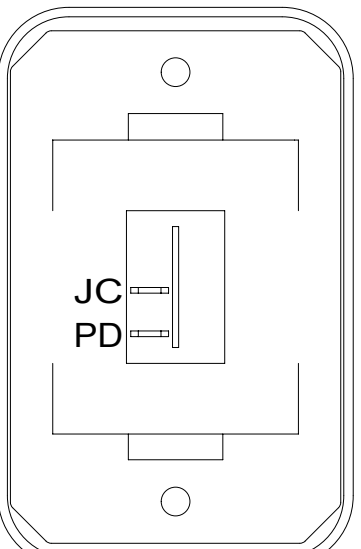


SWITCH-ROCKER
135740-06-CHT
SWITCH-BASE
135741-01-CHT
SWITCH-BEZEL
135742-01-CHT
SCREW
G11-08-08U (2)



LABEL-SWITCH,
HTR,HOLDING TK
134563-01-CHT

DETAIL DG 23T 23R



SWITCH-ROCKER
135740-01-CHT
SWITCH-BASE
135741-01-CHT
SWITCH-BEZEL
135742-01-CHT
SCREW
G11-08-08U (2)

DETAIL DB

SWITCH-BATTERY
108357-18-000
ACTUATOR-SWITCH
108356-19-CHT
CIRCUITS LH,LG,
LJ-1,JC,NC
WIRE ASM-THERMISTOR
186796-01-000

38E SWITCH-ROCKER
108357-01-000
ACTUATOR-SWITCH
108356-22-CHT
CIRCUITS FFD,FFT

38E SWITCH-ROCKER
108357-06-000
ACTUATOR-SWITCH
108356-12-CHT
CIRCUITS FFN,FFP,FFR

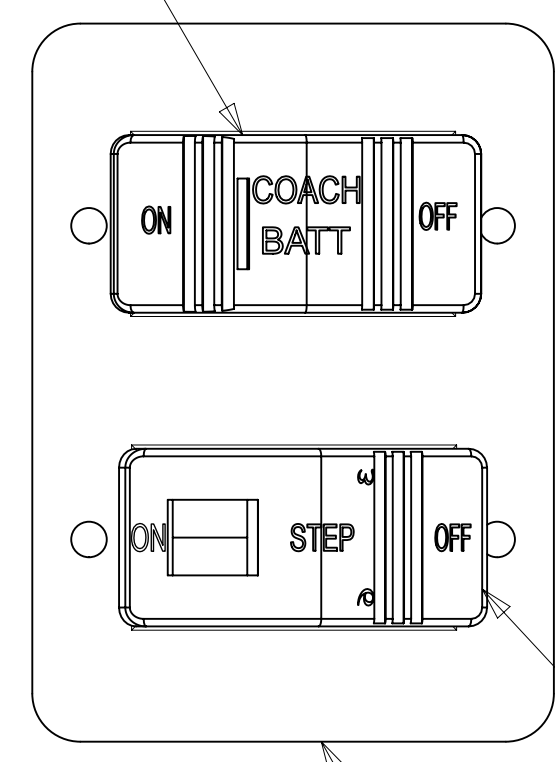
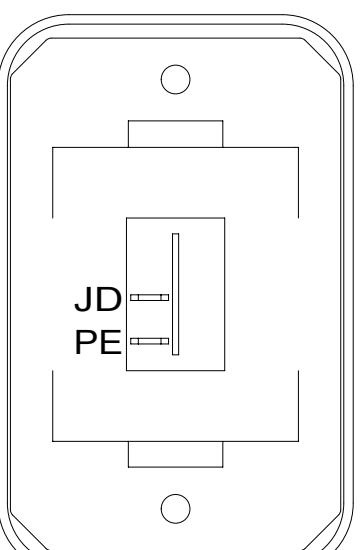


PLATE-SWITCH
158431-17-CHT
SCREW
G11-06-10U (4)

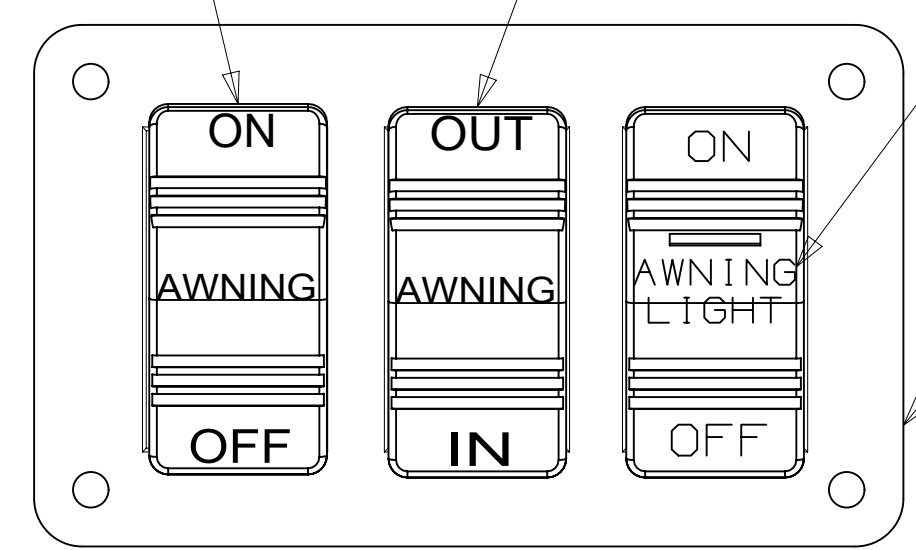
SWITCH-ROCKER
108357-19-000
CIRCUITS ER,ES

DETAIL DF



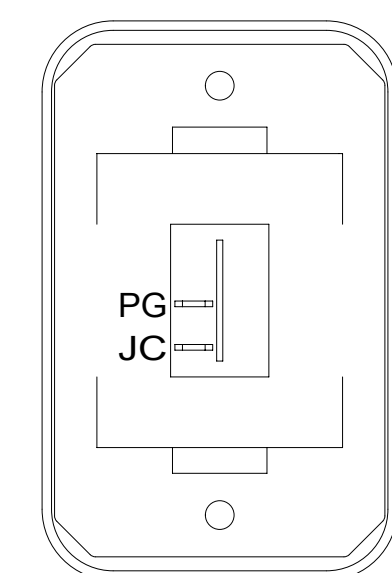
SWITCH-ROCKER
135740-01-CHT
SWITCH-BASE
135741-01-CHT
SWITCH-BEZEL
135742-01-CHT
SCREW
G11-08-08U (2)

DETAIL DC



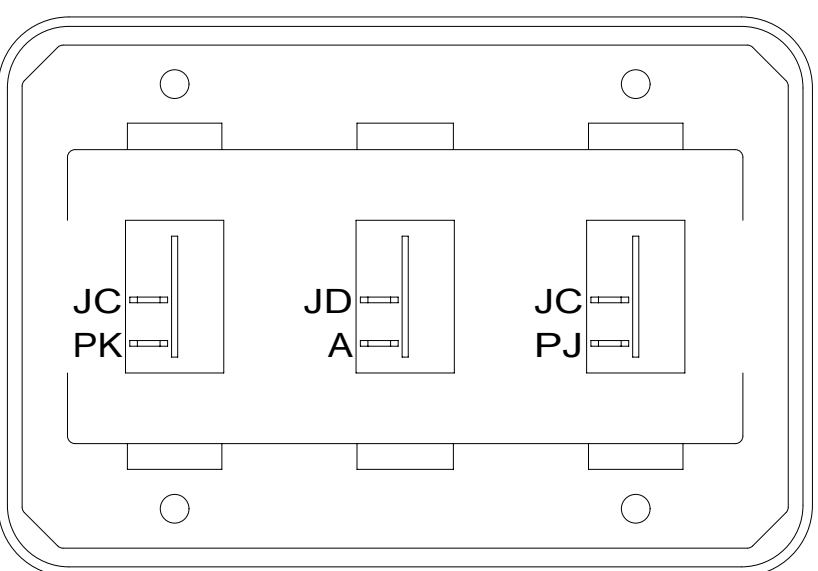
SWITCH-ROCKER
108357-14-000
ACTUATOR-SWITCH
108356-28-CHT
CIRCUITS RS,ZZK,NC

PLATE-SWITCH
158431-22-CHT
SCREW
G11-06-10U (4)



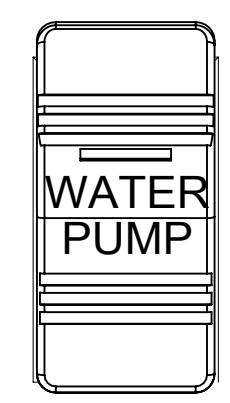
SWITCH-ROCKER
135740-01-CHT
SWITCH-BASE
135741-01-CHT
SWITCH-BEZEL
135742-01-CHT
SCREW
G11-08-08U (2)

DETAIL DL



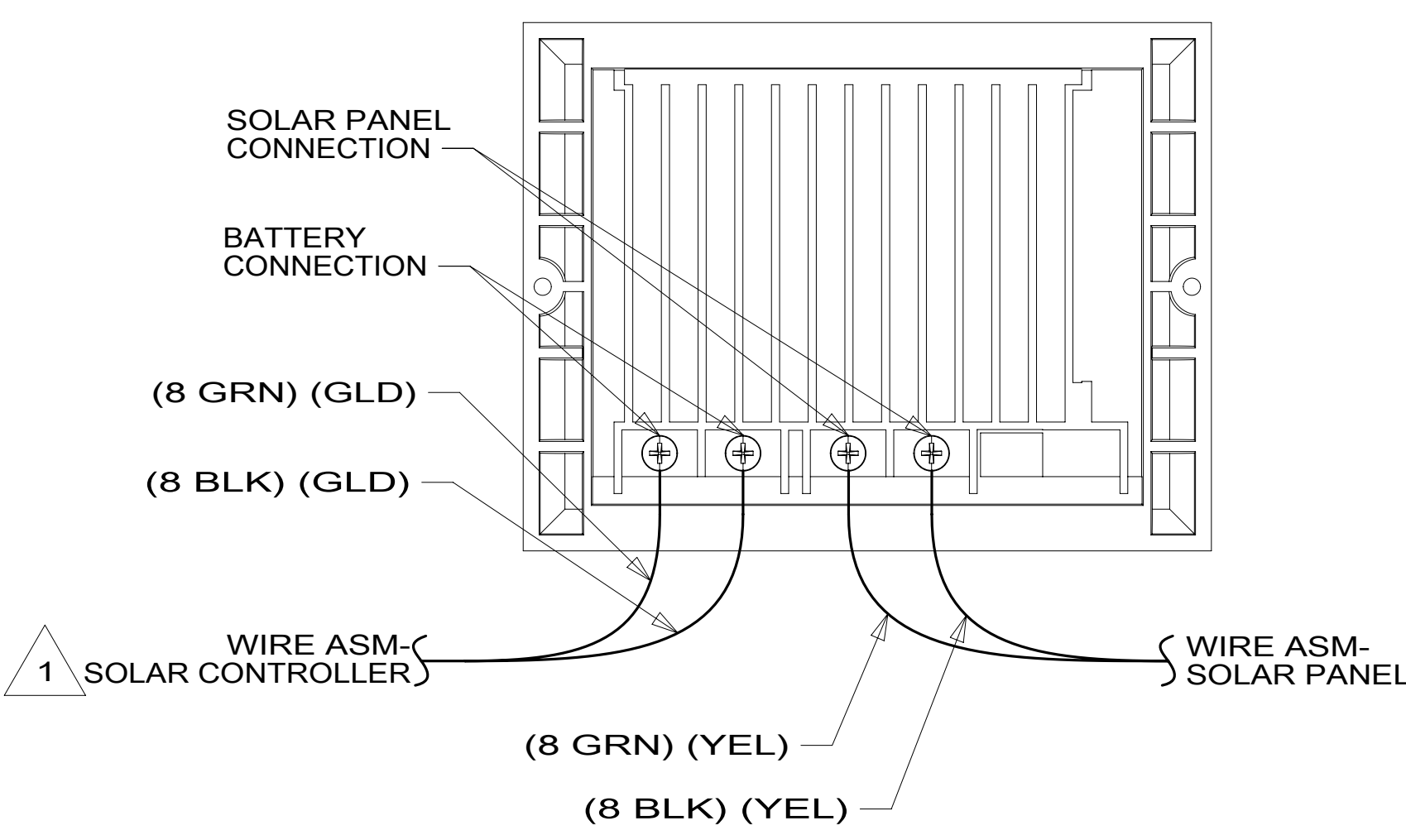
SWITCH-ROCKER
135740-01-CHT (3)
SWITCH-BASE
135741-03-CHT
SWITCH-BEZEL
135742-03-CHT
SCREW
G11-08-08U (4)

DETAIL DD



SWITCH-ROCKER
108357-21-000
ACTUATOR-SWITCH
108356-23-CHT

DETAIL DJ



SOLAR PANEL CONNECTION

BATTERY CONNECTION

(8 GRN) (GLD)

(8 BLK) (GLD)

(8 GRN) (YEL)

(8 BLK) (YEL)

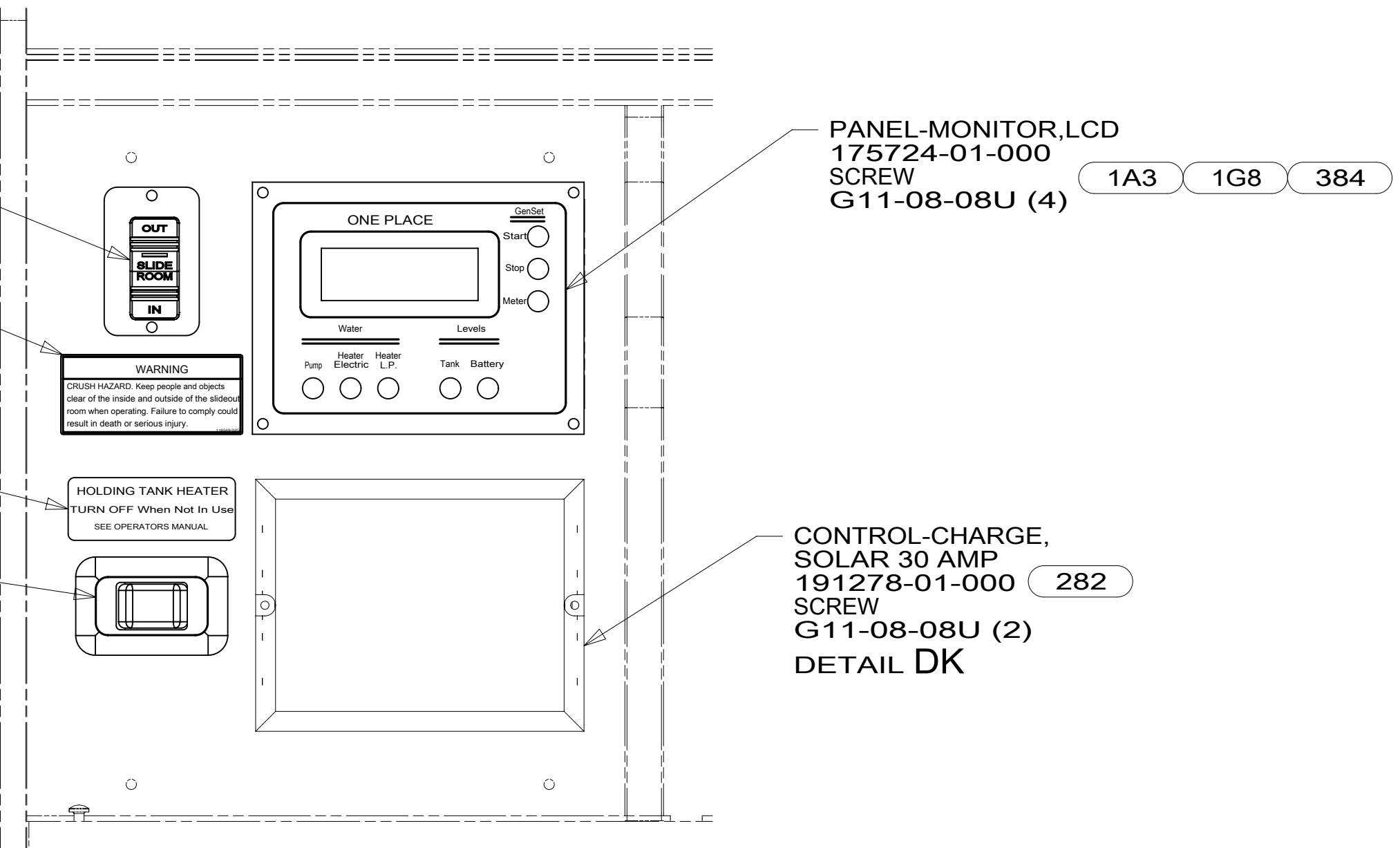
1 WIRE ASM-SOLAR CONTROLLER

WIRE ASM-SOLAR PANEL

DETAIL DK

FOR ELECTRICAL TORQUE SPECIFICATIONS SEE DWG NO. 128783-01-000

FOR ELECTRICAL CALLOUTS SEE DWG NO. 121339-01-000



VIEW DH

SWITCH-ROCKER
108357-18-000
ACTUATOR-SWITCH
108356-31-CHT
CIRCUITS HHH,DT,HHG

LABEL-WARNING,
SLIDEOUT
116549-02-000

LABEL-SWITCH,
HTR,HOLDING TK
(REF)

SWITCH
DETAIL DG

PANEL-MONITOR,LCD
175724-01-000
SCREW
G11-08-08U (4)

1A3 1G8 384

CONTROL-CHARGE,
SOLAR 30 AMP
191278-01-000
SCREW
G11-08-08U (2)

DETAIL DK

- 384 GEN 2.5KW ONAN-LP
- 1G8 GEN-2.8KW ONAN GAS
- 1A3 GENERATOR WITHOUT
- 38E CONVENIENCE PACKAGE
- 282 SOLAR PANEL - 100 WATT
- 23R DRAINAGE SYSTEM/HEAT-PREWIRE
- 23T DRAINAGE SYSTEM-HEATED
- 265 CODES/STANDARDS-CSA/CMVSS
- 1B1 CODES/STANDARDS USA

1B1 265

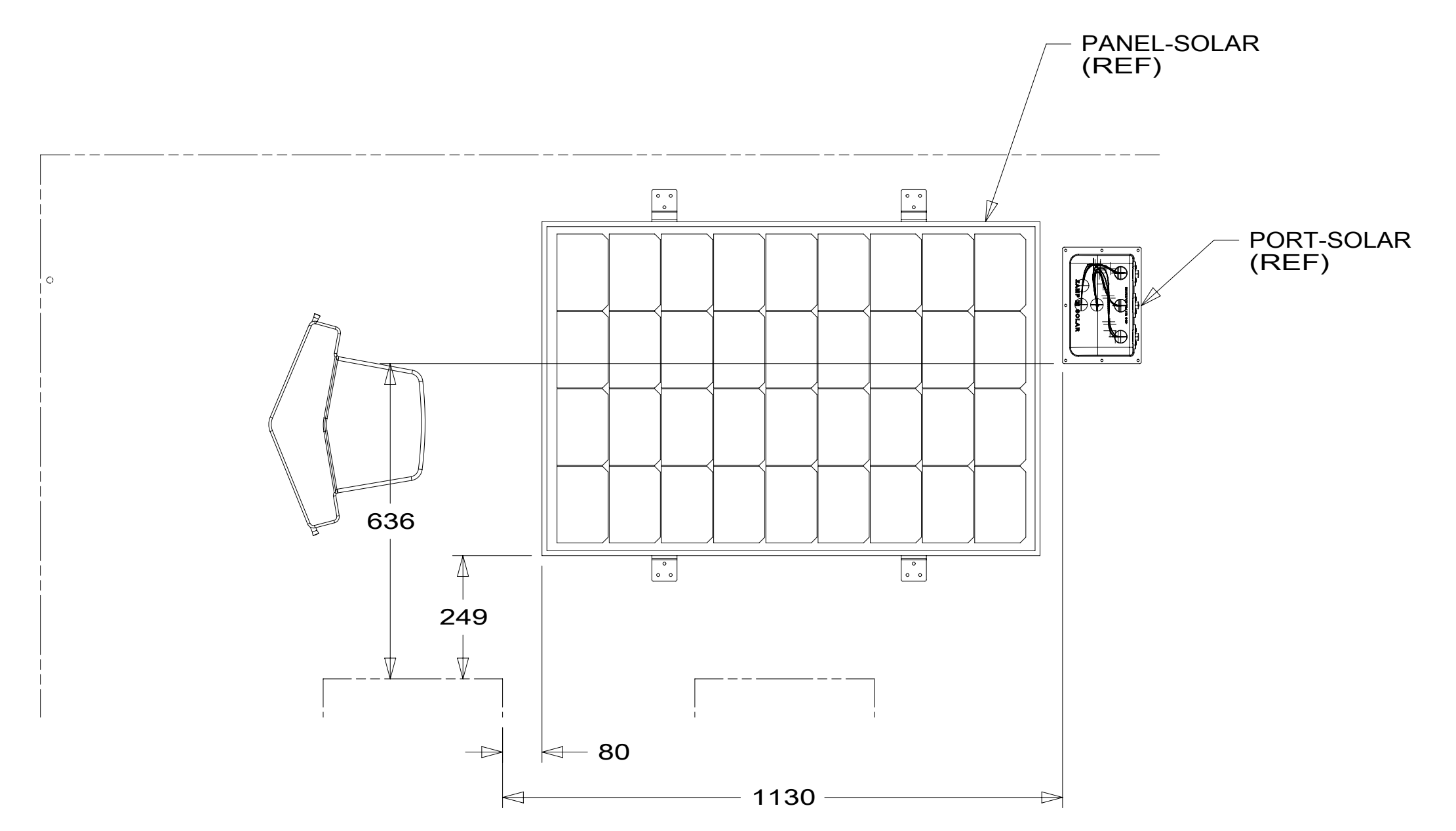
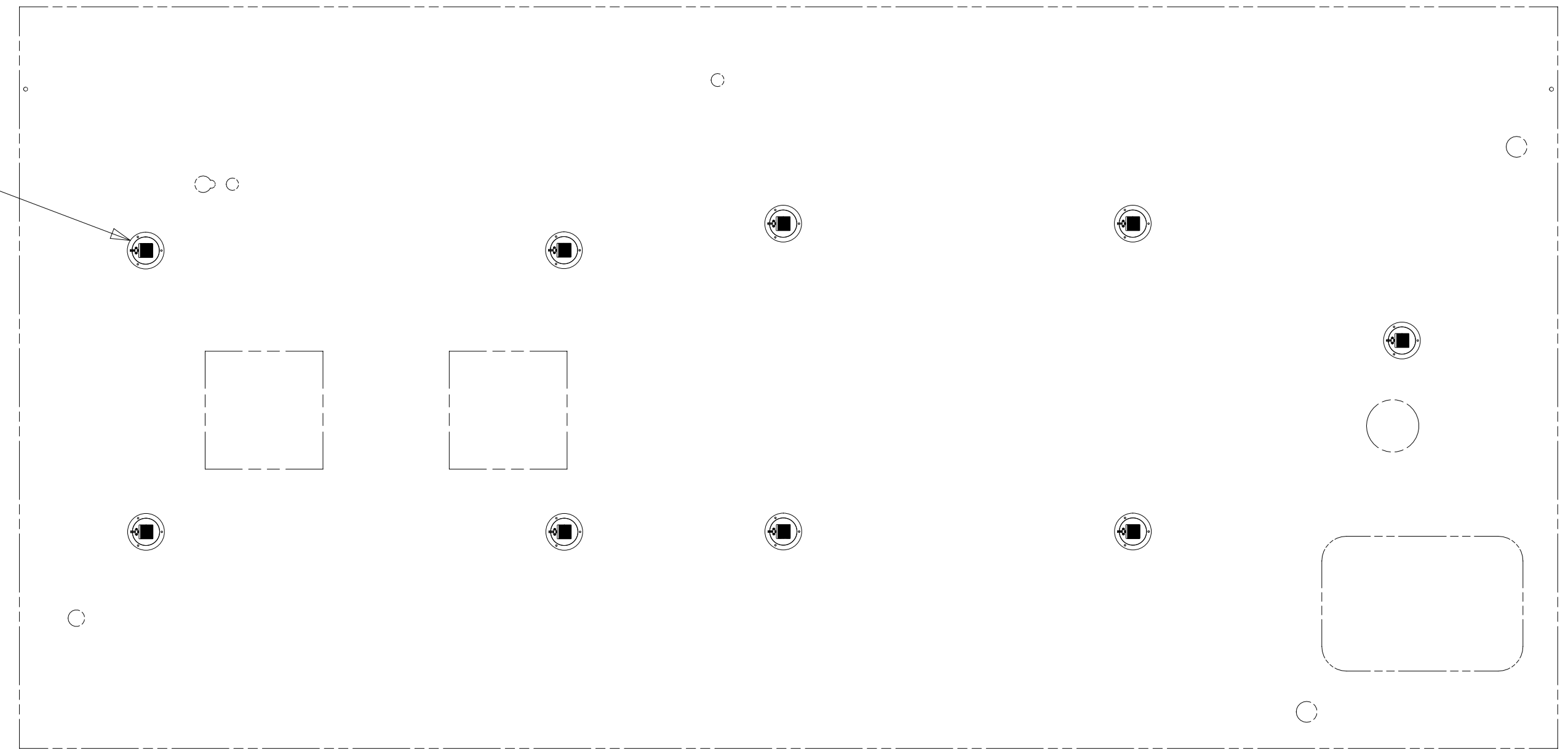
DESCRIPTION: WIRING INSTL-BODY, 12V

| | | |
|---------------|---------------------------------------|-----|
| SHEET: 4 OF 5 | ITEM/PART NO: 000180956 / 30101601000 | REV |
|---------------|---------------------------------------|-----|

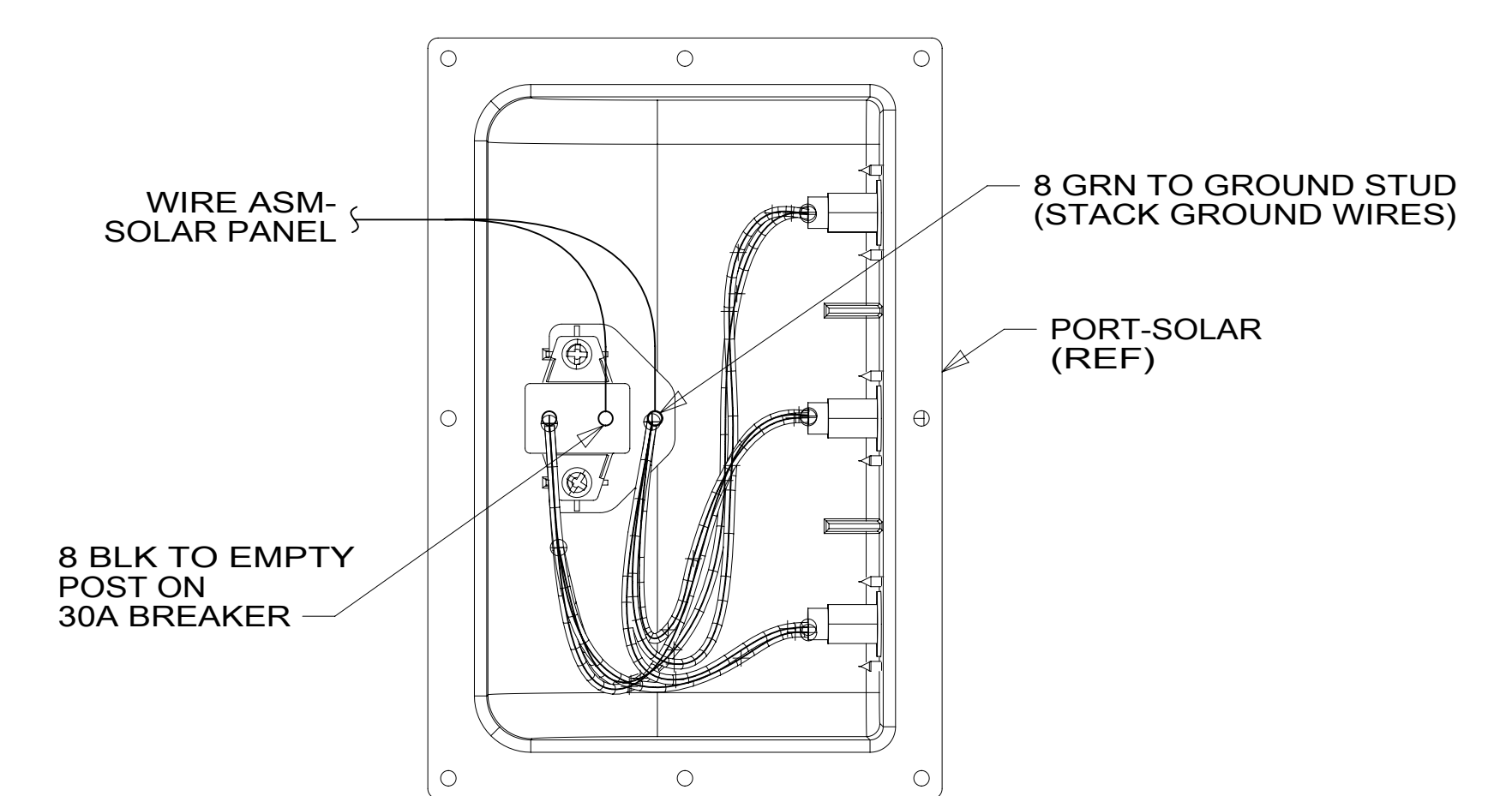
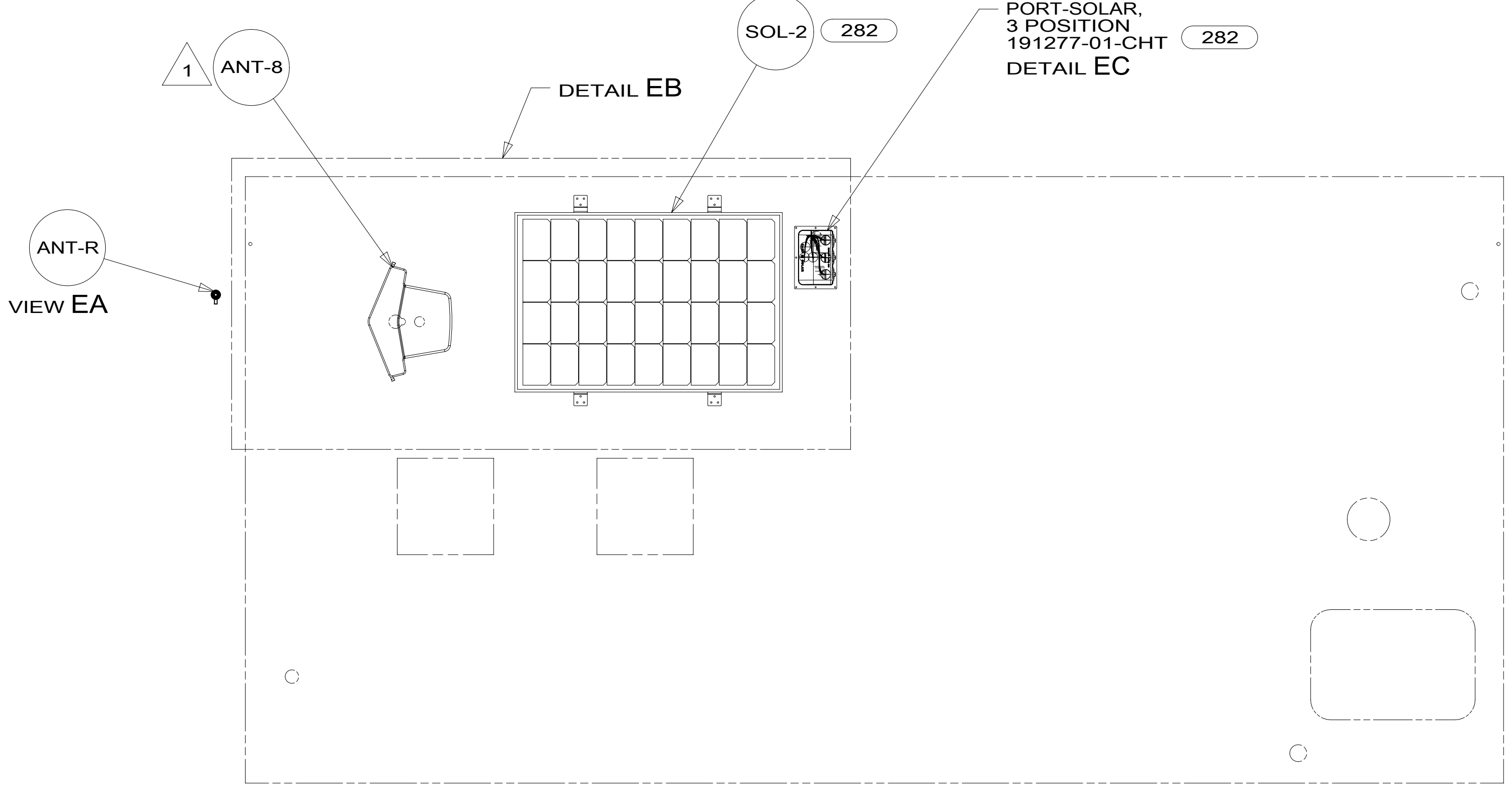
NOTES: 1 SEE WIRING INSTL-CHASSIS FOR ADDITIONAL INFORMATION.

301016 A

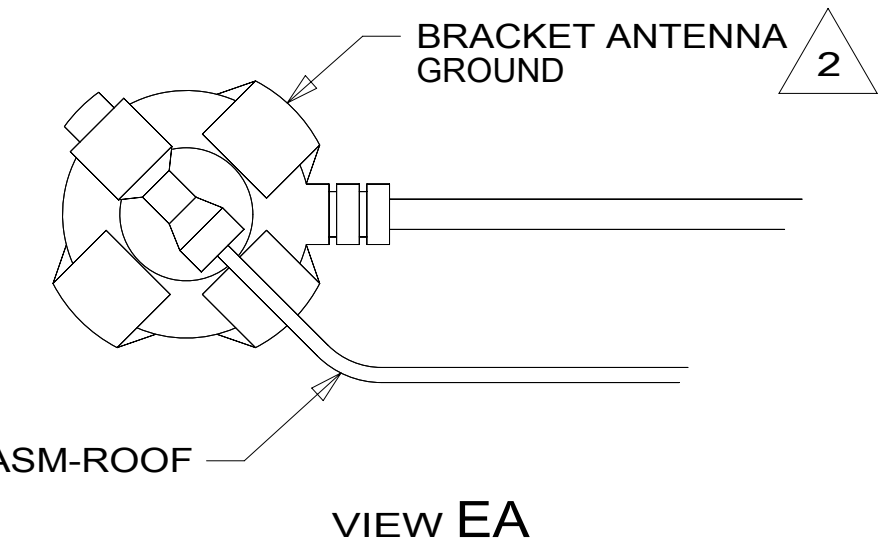
PRLED-4
9



DETAIL EB



DETAIL EC



VIEW EA

- NOTES:
- 2 WRAP BRACKET LEGS AROUND ANTENNA BASE.
 - 1 SEE ANTENNA INSTALLATION MANUAL FOR CORRECT INSTALLATION PROCEDURE.

FOR ELECTRICAL TORQUE SPECIFICATIONS SEE DWG NO. 128783-01-000

FOR ELECTRICAL CALLOUTS SEE DWG NO. 121339-01-000

- 282 SOLAR PANEL - 100 WATT
- 265 CODES/STANDARDS-CSA/CMVSS
- 1B1 CODES/STANDARDS USA

| | | | |
|--------------|-------------------------|-------------------------------|--|
| DESCRIPTION: | | WIRING INSTL-BODY, 12V | |
| SHEET: | ITEM/PART NO.: | REV | |
| 5 OF 5 | 000180956 / 30101601000 | | |

301016