

8 7 6 5 4 3 2 1

LEXT-1  
SEAL

BB

BA


LAMP-MARKER, W RED LENS, BLK  
193802-04-000  
GASKET-LIGHT  
193802-05-000  
SCREW  
000G39-08-12U (EXT) (2)

LAMP-MARKER, W AMBER LENS, BLK  
193802-03-000  
GASKET-LIGHT  
193802-05-000  
SCREW  
000G11-08-12U (EXT) (2)

LAMP-MARKER, W AMBER LENS, BLK  
193802-03-000  
GASKET-LIGHT  
193802-05-000  
SCREW G11-08-12U (EXT) (2)

LAMP-MARKER, W RED LENS, BLK  
193802-04-000  
GASKET-LIGHT  
193802-05-000  
SCREW  
000G39-08-12U (EXT) (2)

- 265 CODES/STANDARDS-CSA/CMVSS
- 1B1 CODES/STANDARDS-USA
- 1B1 265



DSNR:		ALL DIMENSIONS ARE IN MILLIMETERS	
DFFR:		MATERIAL:	
UNSPECIFIED TOLERANCES:			
WHOLE DIM (X)	3		
ONE-PLACE (X.X)	1.5		
TWO-PLACE (X.XX)	0.50		
ANGLE	1°		
REFER TO ES0018 FOR FASTENER TIGHTENING GUIDELINES		WEIGHT: (LBS)	FIRST USED:

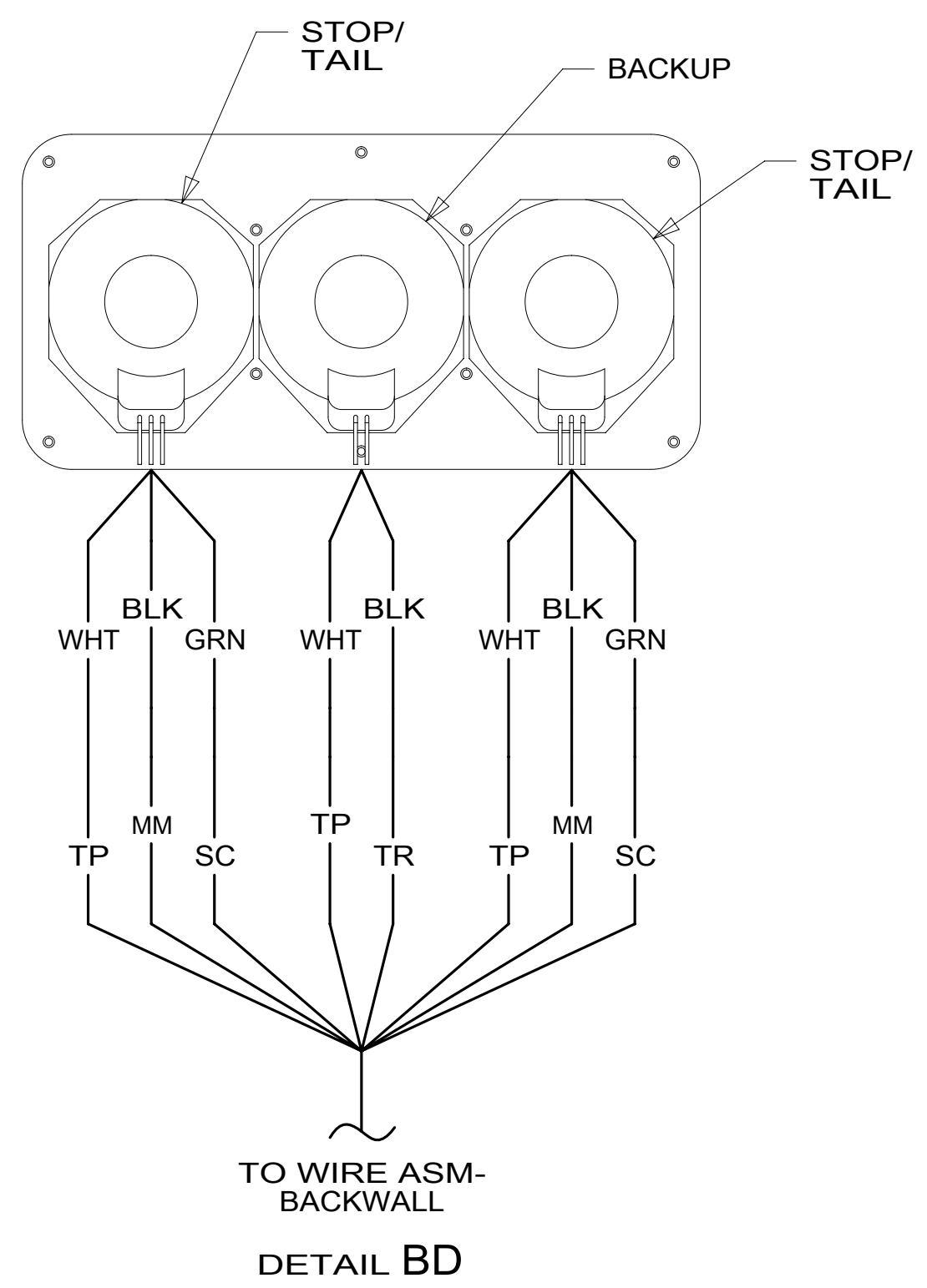
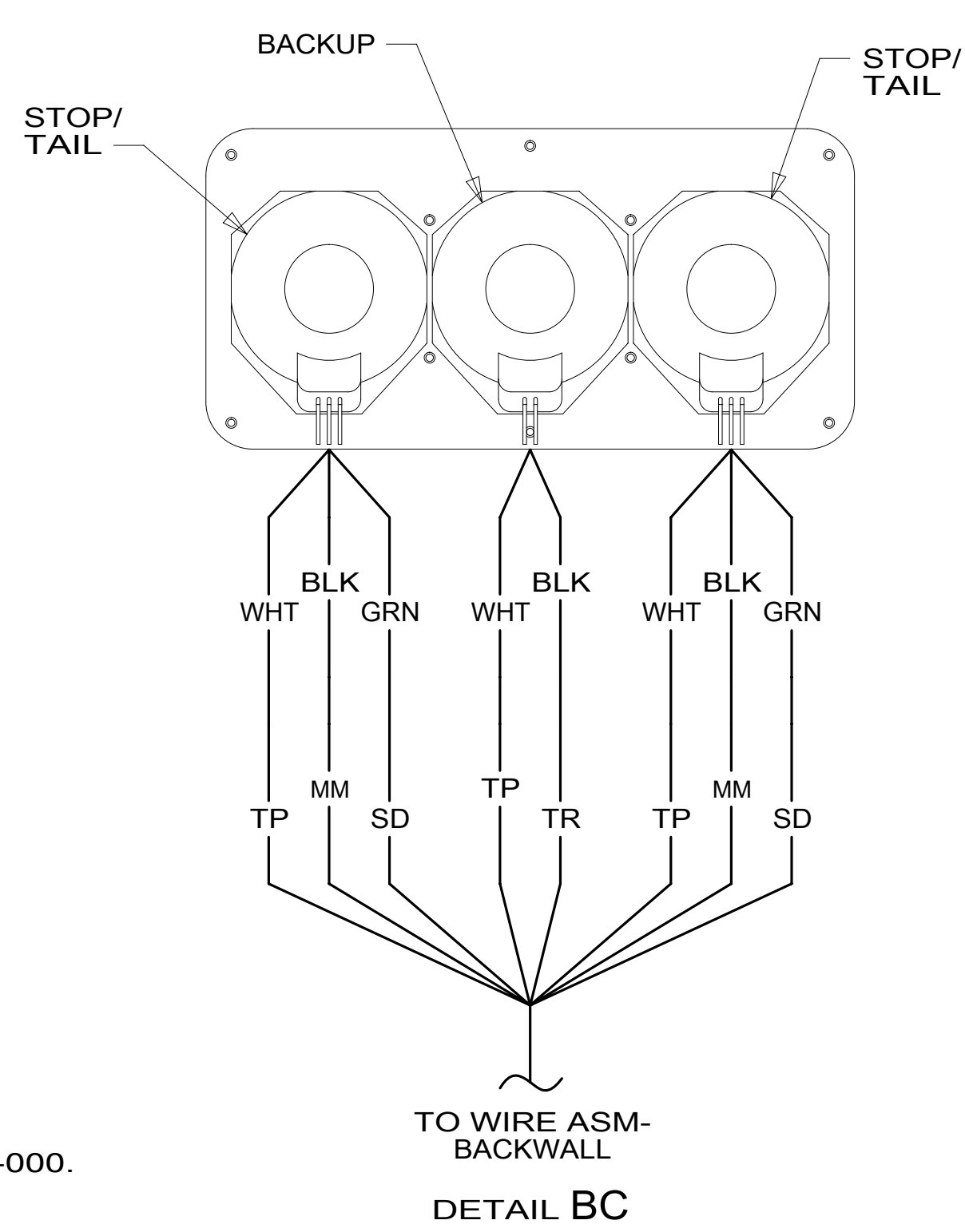
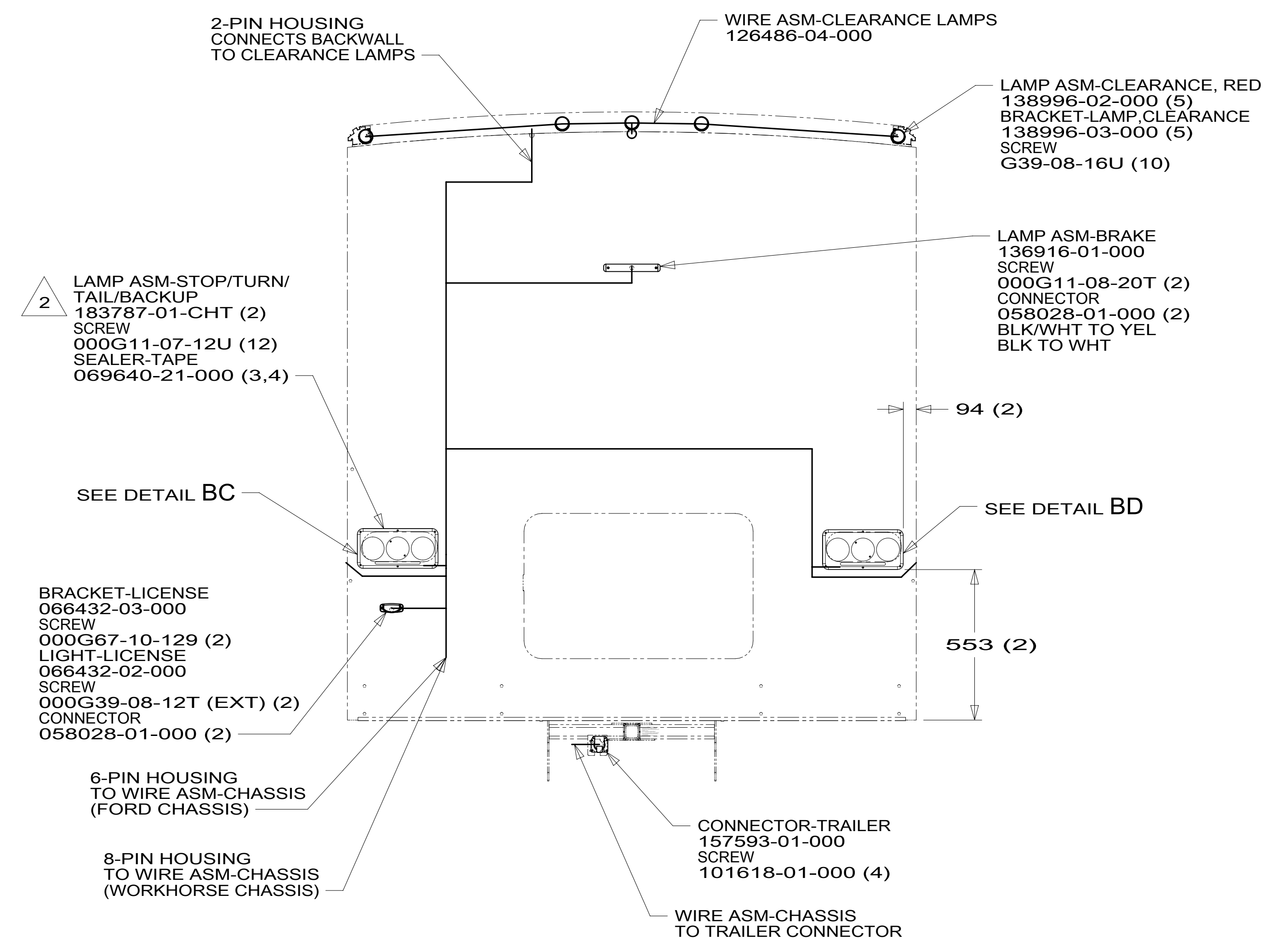
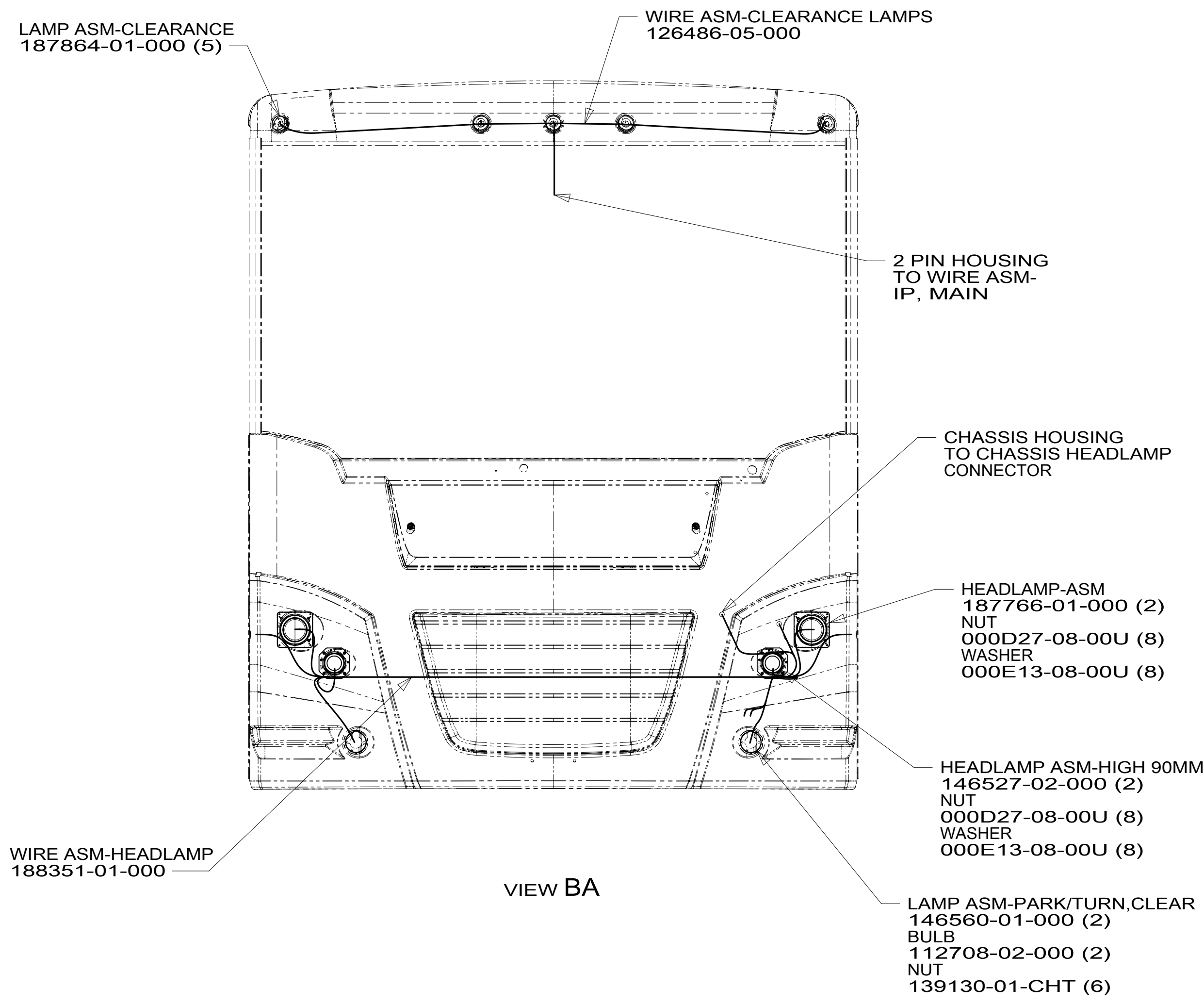
FOR ELECTRICAL TORQUE SPECIFICATIONS SEE DWG NO. 128783-01-000

FOR ELECTRICAL CALLOUTS SEE DWG NO. 121339-01-000

**WIRING INSTL-EXTERIOR LAMPS**

SHEET: 1 OF 2 ITEM/PART NO: 000179647 / 30044301000 REV

8 7 6 5 4 3 2 1



2 TAIL LAMP TO BE INSTALLED WITH WIRES DOWN.

1. GATHER ALL EXCESS WIRE AFTER MAKING ALL CONNECTIONS AND BUNDLE AND SECURE WITH TIE-WIRE 008343-01-000 OR 093147-01-000.

NOTES:

FOR ELECTRICAL TORQUE SPECIFICATIONS SEE DWG NO. 128783-01-000

FOR ELECTRICAL CALLOUTS SEE DWG NO. 121339-01-000

265 CODES/STANDARDS-CSA/CMVSS  
1B1 CODES/STANDARDS USA

DESCRIPTION:		1B1	265
<b>WIRING INSTL-EXTERIOR LAMPS</b>			
SHEET:	ITEM/PART NO.:	REV	
2 OF 2	000179647 / 30044301000		