

8 7 6 5 4 3 2 1

D

D

C

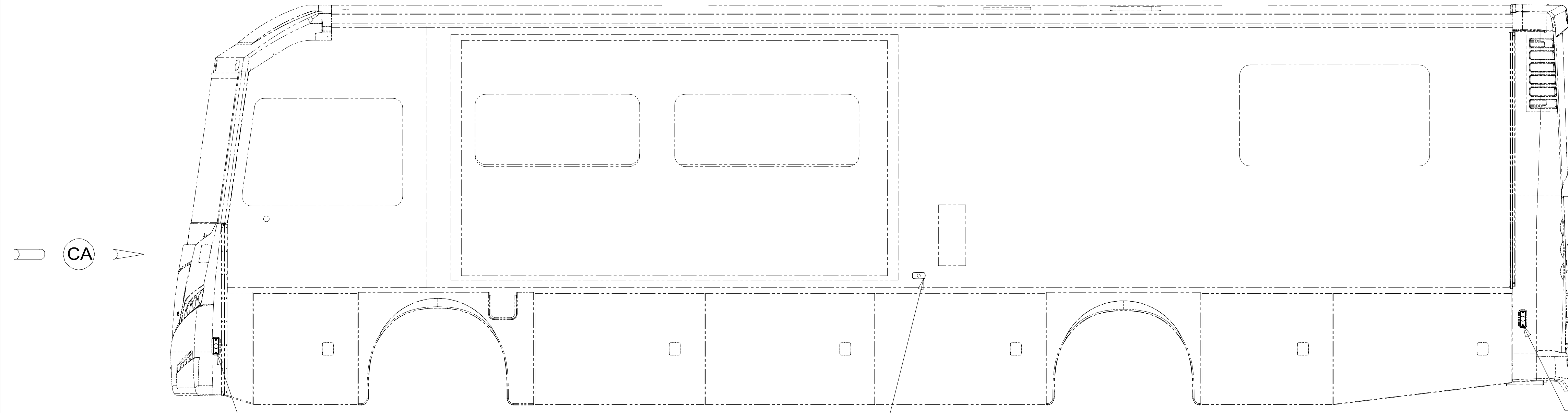
C

B

B

A

A



LAMP ASM-SIDEMARKER,AMBER
171195-02-000
SCREW
G11-08-12U (2)

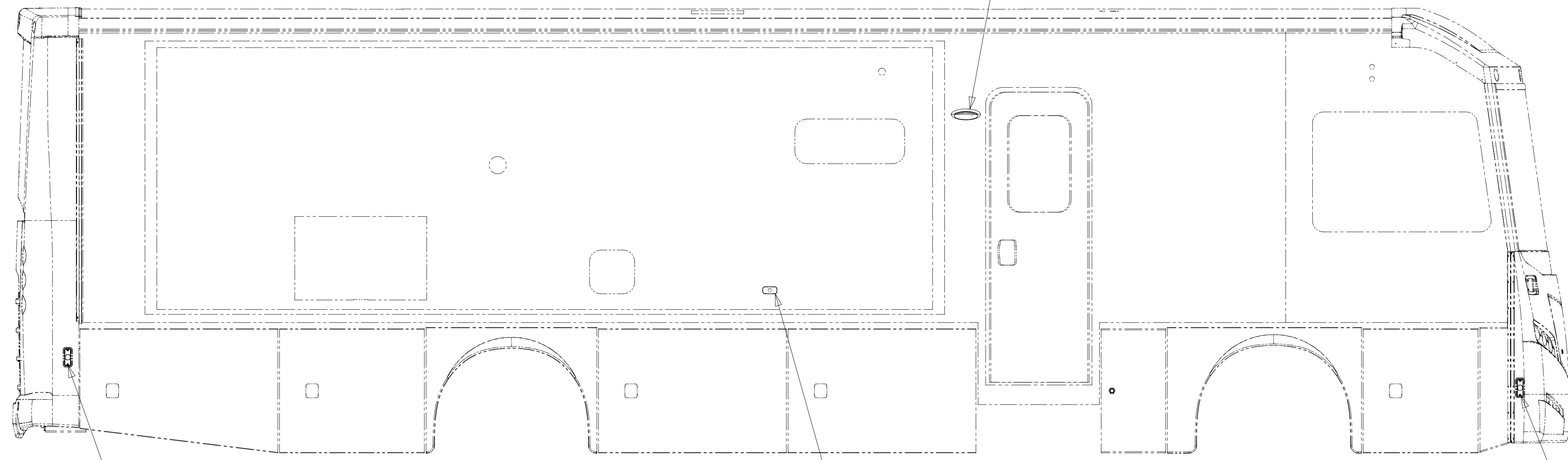
LAMP-MARKER,W AMBER LENS,BLK
193802-03-000
SCREW
G11-08-12U (EXT) (2)
CONNECTOR
58028-01-000 (4)

LAMP ASM-MARKER,RED
171195-01-000
SCREW
G11-08-12U (2)

LAMP ASM-PORCH
191677-01-000
SCREW
G11-08-12U (2)

CA

BA



LAMP ASM-MARKER,RED
171195-01-000
SCREW
G11-08-12U (2)


LAMP-MARKER,W AMBER LENS,BLK
193802-03-000
SCREW
G11-08-12U (EXT) (2)
CONNECTOR
58028-01-000 (4)

LAMP ASM-SIDEMARKER,AMBER
171195-02-000
SCREW
G11-08-12U (2)

265 CODES/STANDARDS-CSA/CMVSS

1B1 CODES/STANDARDS USA

1B1 265



DSNR:		ALL DIMENSIONS ARE IN MILLIMETERS	
DIFTR:		MATERIAL:	
UNSPECIFIED TOLERANCES:			
WHOLE DIM (X)	: 3		
ONE-PLACE (X.X)	: 1.5		
TWO-PLACE (X.XX)	: 0.50		
ANGLE	: 1°		
REFER TO ES0018 FOR FASTENER TIGHTENING GUIDELINES	WEIGHT: (LBS)	FIRST USED:	
			16 L34T

FOR ELECTRICAL TORQUE SPECIFICATIONS SEE DWG NO. 128783-01-000

FOR ELECTRICAL CALLOUTS SEE DWG NO. 121339-01-000

WIRING INSTL-EXTERIOR LAMPS

SHEET: 1 OF 3 ITEM/PART NO.: 000177500 / 30138101000 REV:

8 7 6 5 4 3 2 1



8

7

6

5

4

3

2

1

D

D

C

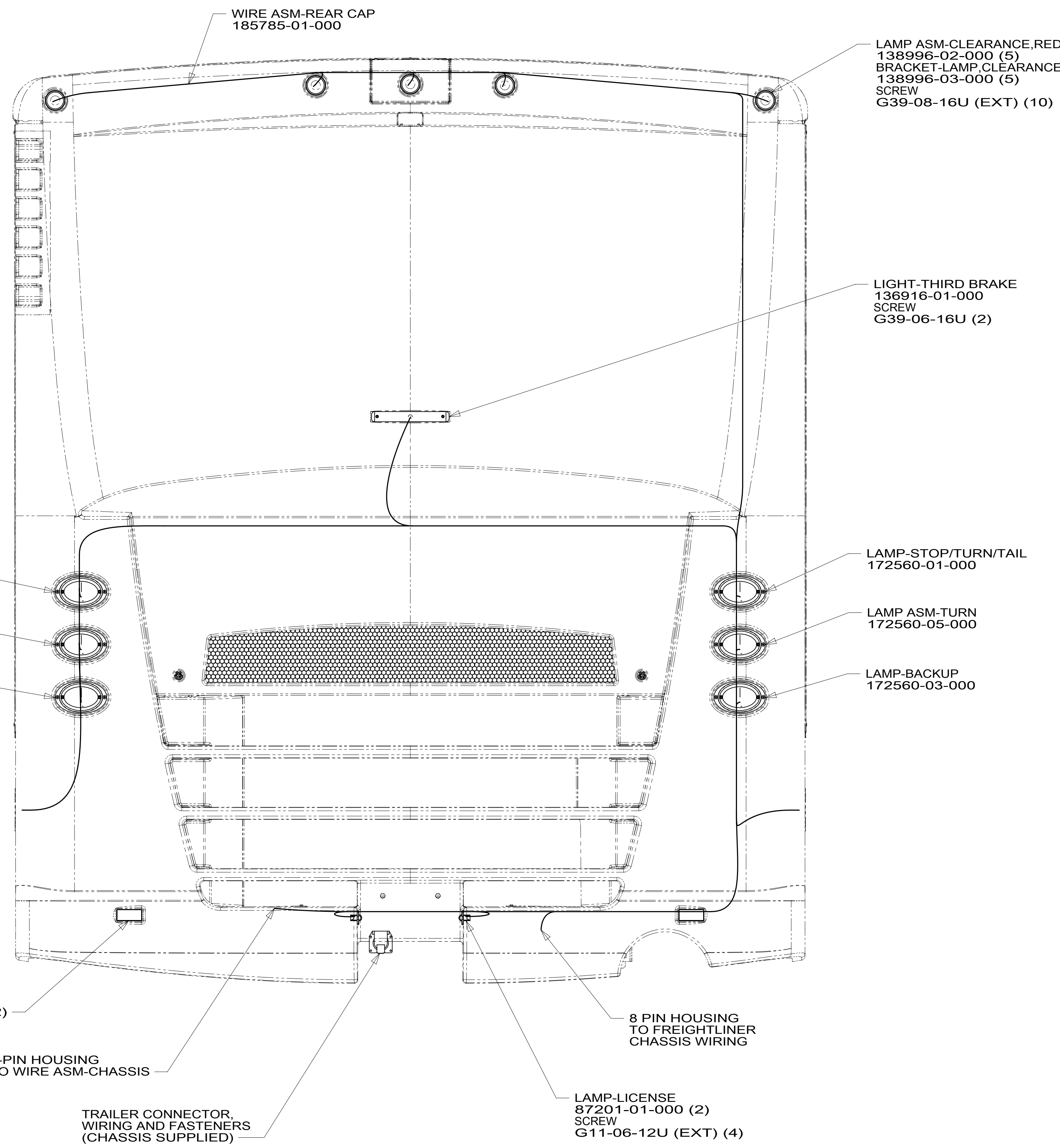
C

B

B

A

A



VIEW BA

1 REMOVE PAPER BACKING FROM REFLECTOR AND PREP APPLICATION SURFACE WITH ISOPROPYL ALCOHOL WIPE BEFORE INSTALLATION.

NOTES:

FOR ELECTRICAL TORQUE SPECIFICATIONS SEE DWG NO. 128783-01-000

FOR ELECTRICAL CALLOUTS SEE DWG NO. 121339-01-000

- 265 CODES/STANDARDS-CSA/CMVSS
- 1B1 CODES/STANDARDS USA

DESCRIPTION:	
WIRING INSTL-EXTERIOR LAMPS	
SHEET:	ITEM/PART NO:
2 OF 3	000177500 / 30138101000
REV	

8

7

6

5

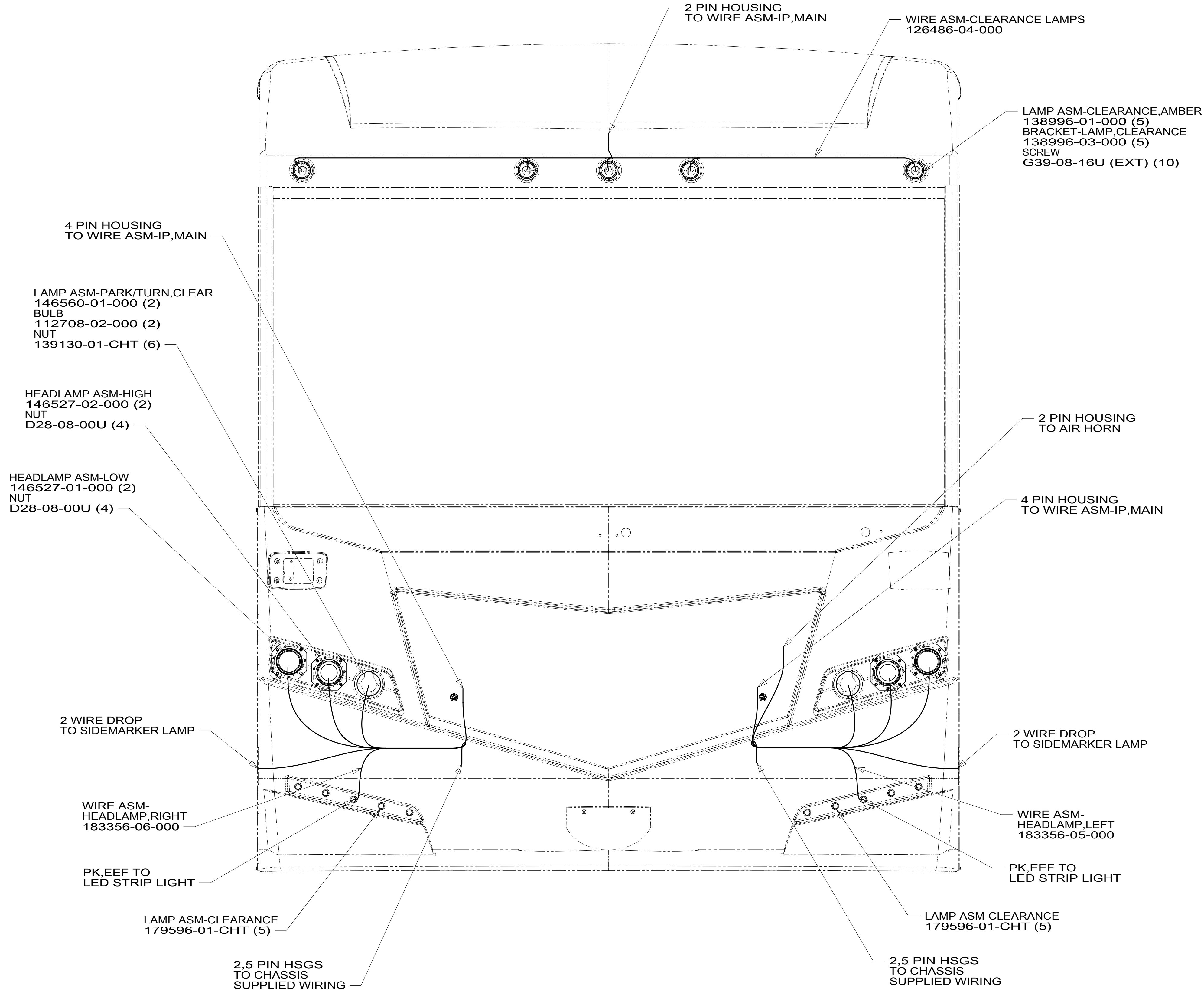
4

3

2

1

16-Nov-2016



VIEW CA

FOR ELECTRICAL TORQUE SPECIFICATIONS SEE DWG NO. 128783-01-000

FOR ELECTRICAL CALLOUTS SEE DWG NO. 121339-01-000

- 265 CODES/STANDARDS-CSA/CMVSS
- 1B1 CODES/STANDARDS USA

DESCRIPTION:	
WIRING INSTL-EXTERIOR LAMPS	
SHEET:	ITEM/PART NO:
3 OF 3	000177500 / 30138101000
REV	