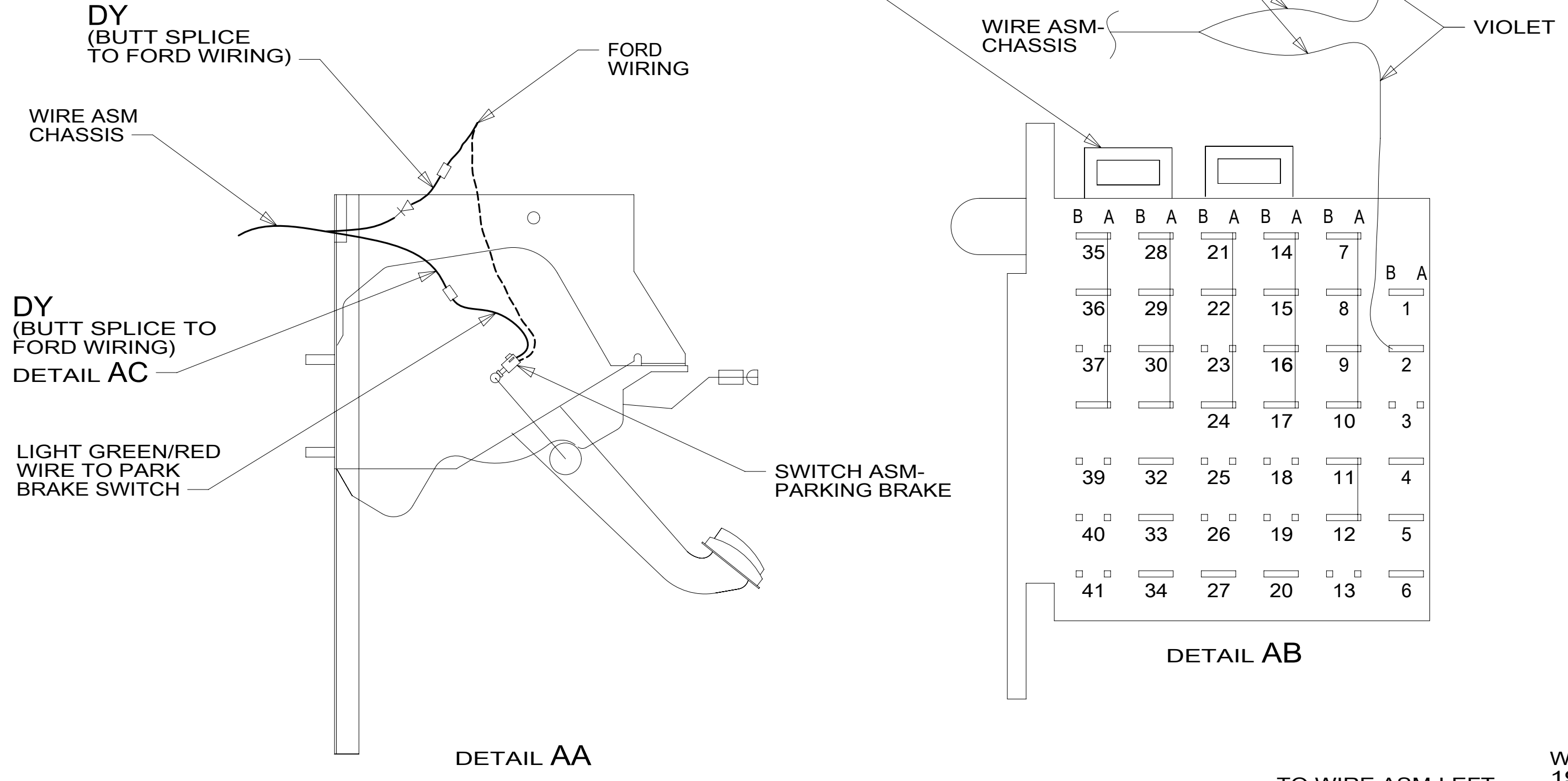
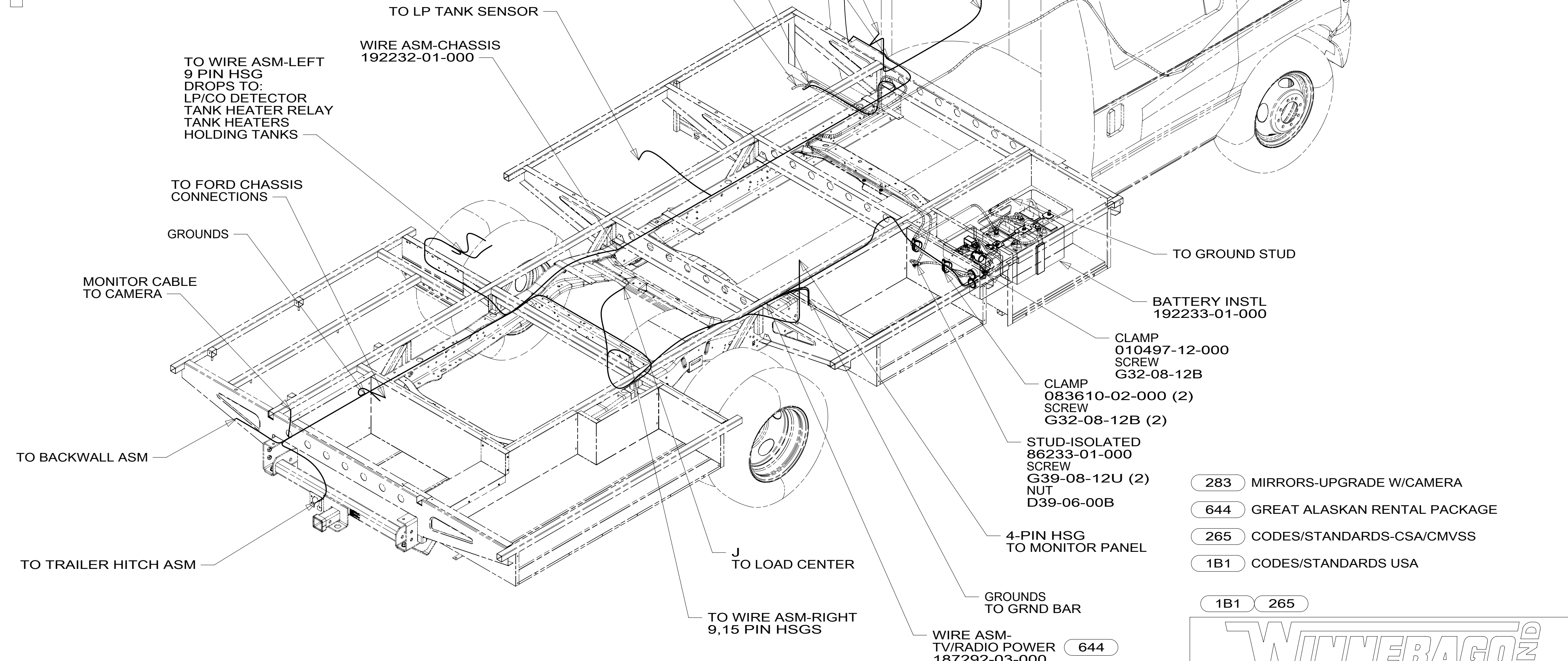
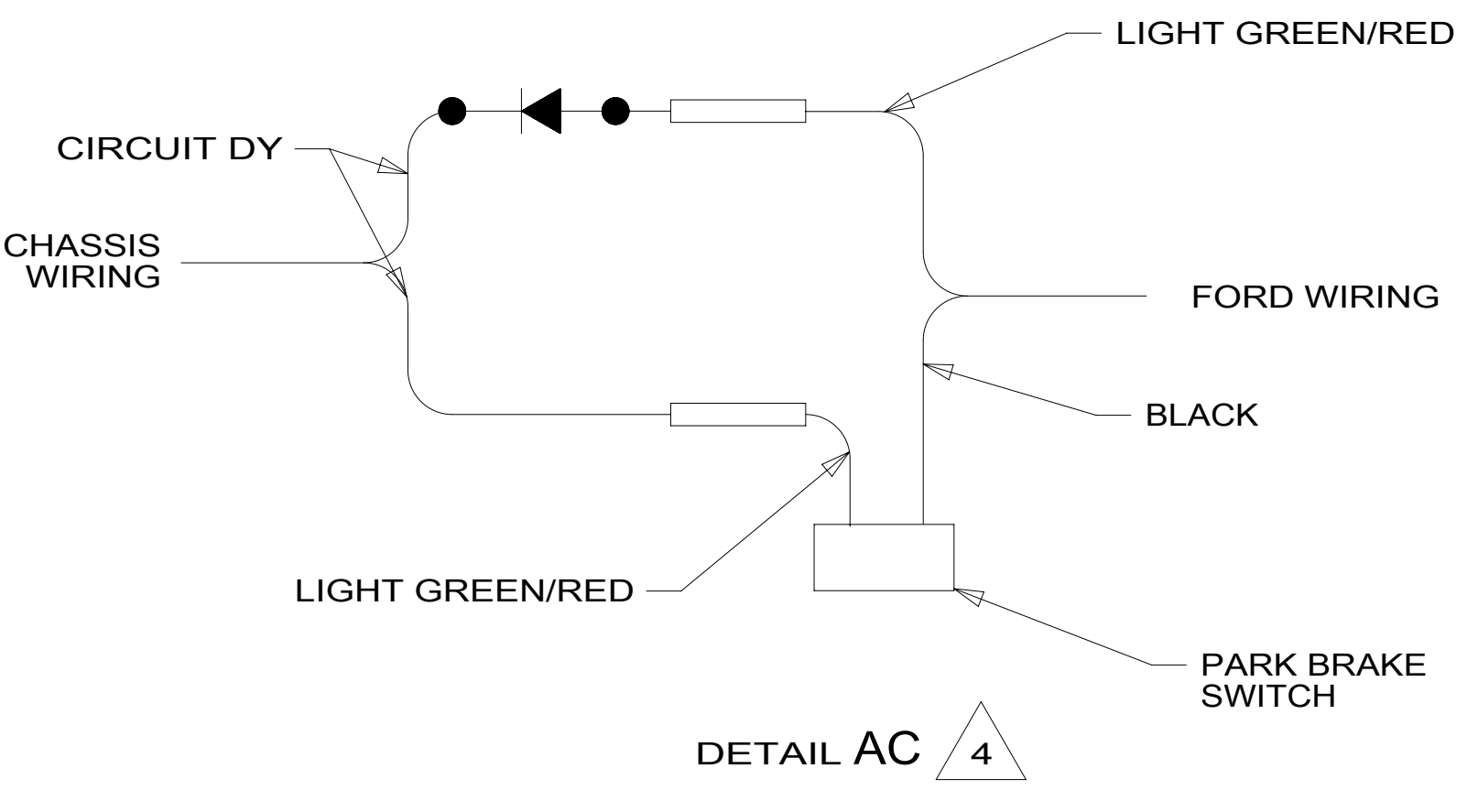


283 644 5 FUSE-7.5 AMP  
62901-03-000  
(POWER MIRRORS)



B	A	B	A	B	A	B	A	B	A	
35	28	21	14	7				B	A	
36	29	22	15	8						1
37	30	23	16	9						2
		24	17	10						3
39	32	25	18	11						4
40	33	26	19	12						5
41	34	27	20	13						6

DETAIL AB



- 5 WIRING IS PART OF WIRE ASM-POWER MIRRORS.
- 4 CUT LIGHT GREEN/RED WIRE FROM PARK BRAKE SWITCH AND RECONNECT TO CIRCUIT DY OF CHASSIS ASM AS SHOWN.
- 3 SEE RADIO/MONITOR INSTL FOR ADDITIONAL INFORMATION.
2. USE WIRE TIES 8343-04-000 AND 116673-02-000 APPROXIMATELY 600MM ON CENTER UNLESS OTHERWISE SPECIFIED.
1. SECURE CONDUIT 41953, TAB AS REQUIRED, OVER ALL WIRES IN CONTACT WITH SHARP EDGES.
- NOTES:

FOR ELECTRICAL TORQUE SPECIFICATIONS SEE DWG NO. 128783-01-000

FOR ELECTRICAL CALLOUTS SEE DWG NO. 121339-01-000

- 283 MIRRORS-UPGRADE W/CAMERA
- 644 GREAT ALASKAN RENTAL PACKAGE
- 265 CODES/STANDARDS-CSA/CMVSS
- 1B1 CODES/STANDARDS USA

<p>WINNEBAGO COPYRIGHT 2016 WINNEBAGO INDUSTRIES, INC.</p>			
DSNR:	ALL DIMENSIONS ARE IN MILLIMETERS		
DFFR:	MATERIAL:		
UNSPECIFIED TOLERANCES:			
WHOLE DIM (X) :	3		
ONE-PLACE (X.X) :	1.5		
TWO-PLACE (X.XX) :	0.50		
ANGLE :	1°		
REFER TO ES0018 FOR FASTENER TIGHTENING GUIDELINES		WEIGHT: (LBS)	FIRST USED:
<b>DESCRIPTION:</b>			
<b>WIRING INSTL-CHASSIS</b>			
SHEET:	ITEM/PART NO.:	REV:	
1 OF 2	000177289 / 30075701000		
		REF:	1 20-Sep-2016

8 7 6 5 4 3 2 1

D

D

C

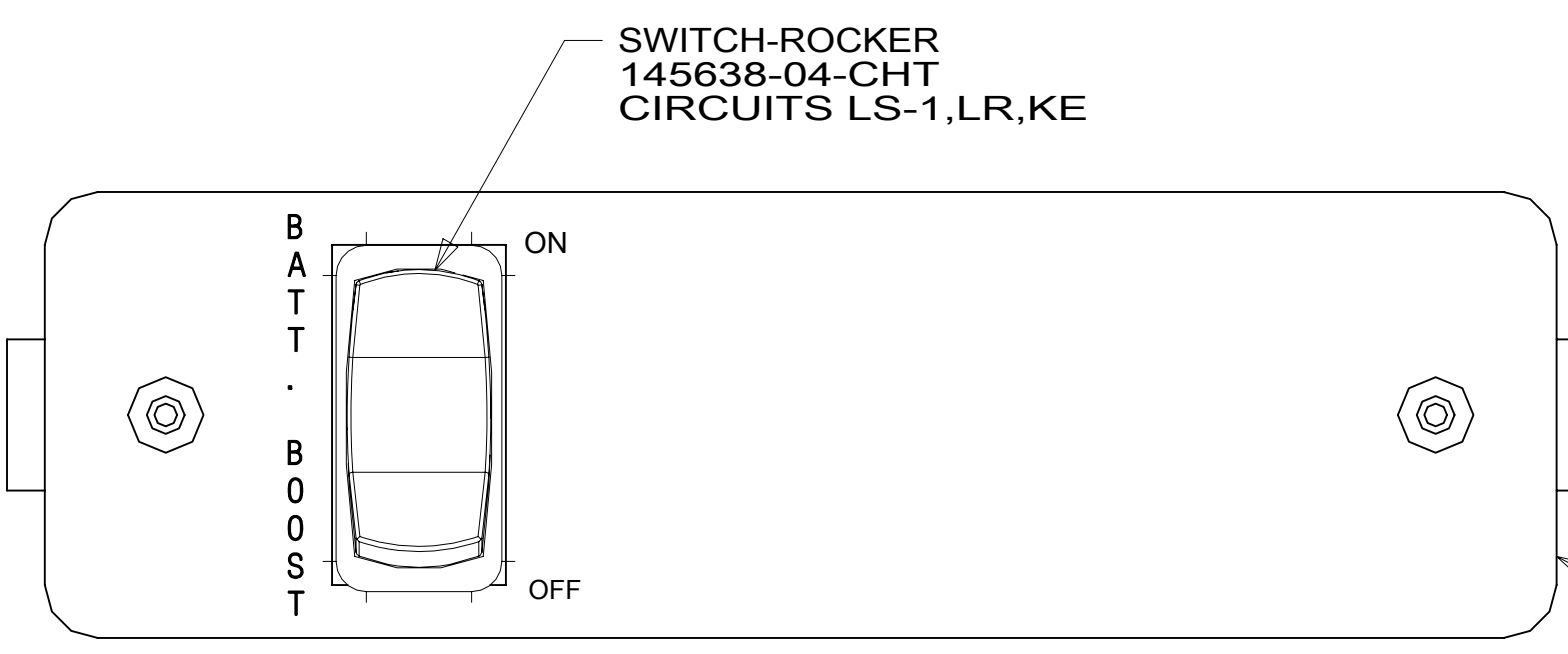
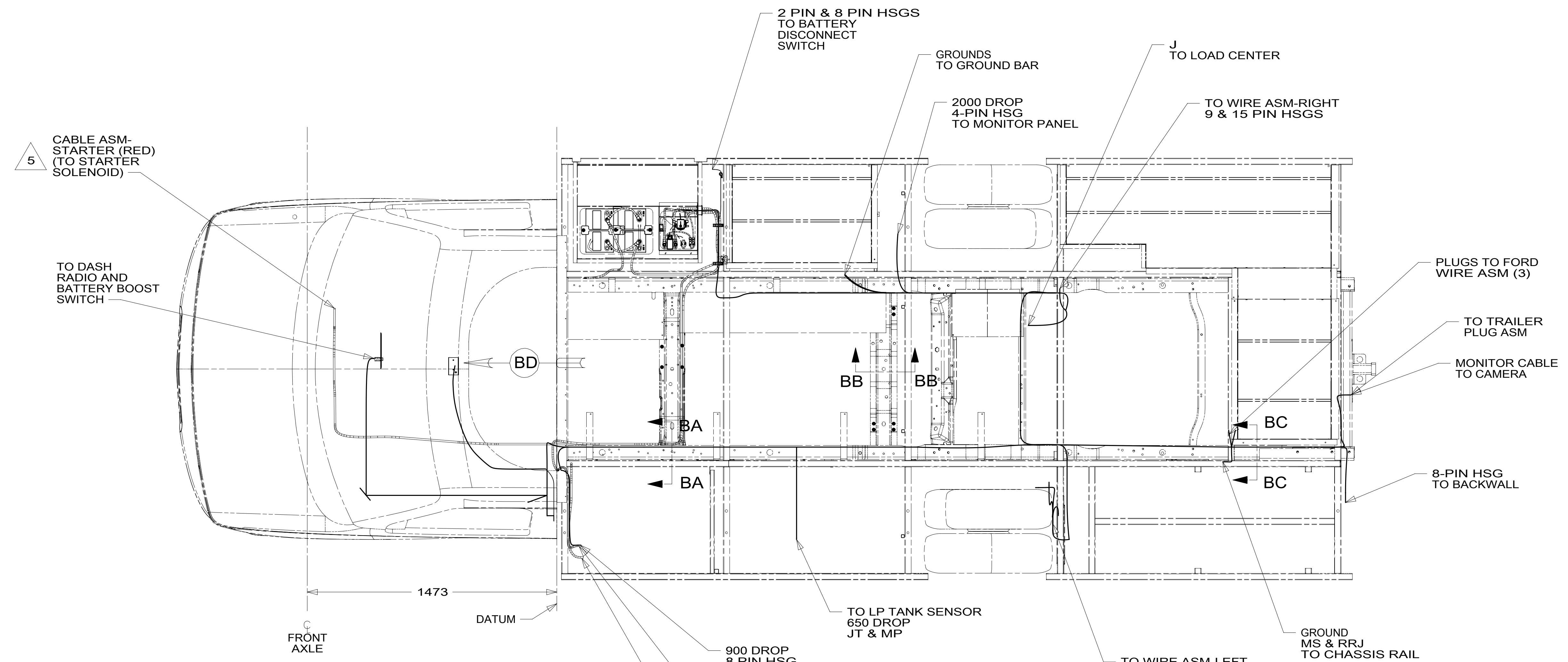
C

B

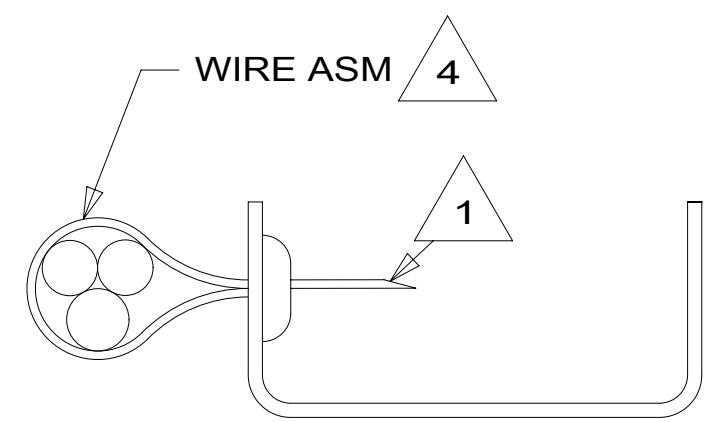
B

A

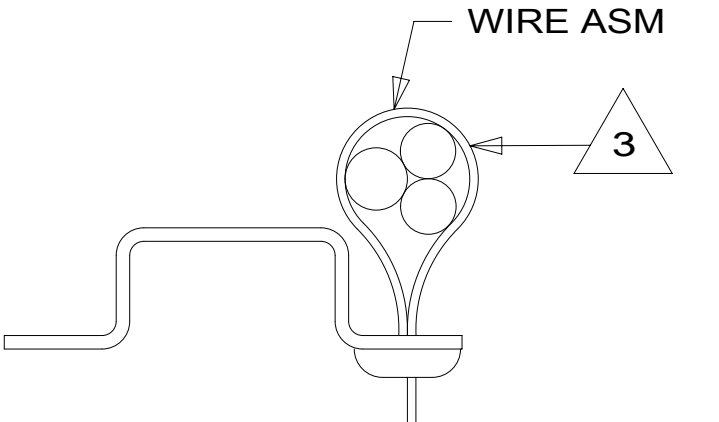
A



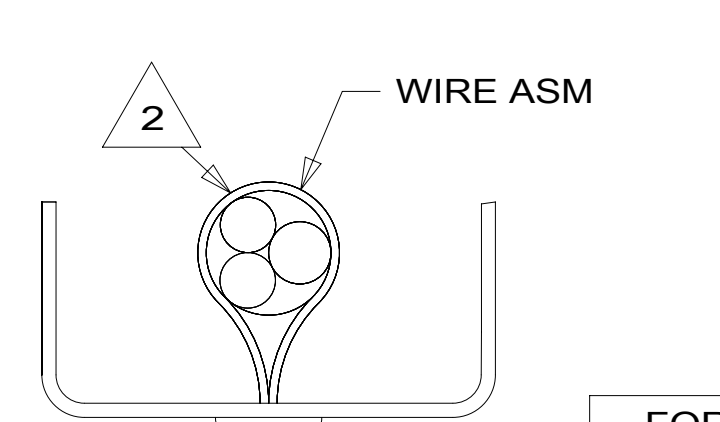
VIEW BD



SECTION BA-BA (OPPOSITE FOR RIGHT SIDE)



SECTION BB-BB



SECTION BC-BC

- NOTES:
- 5 SEE BATTERY INSTL FOR ADDITIONAL INFORMATION.
  - 4 WIRES TO BE TIED TO CROSS MEMBER USING EXISTING HOLES.
  - 3 WIRES TO BE TIED TO TOP OF RAIL USING EXISTING HOLES.
  - 2 WIRES TO BE TIED TO INSIDE OF RAIL USING EXISTING HOLES.
  - 1 CUT OFF EXCESS END OF WIRE TIE.

265 CODES/STANDARDS-CSA/CMVSS  
 1B1 CODES/STANDARDS USA

FOR ELECTRICAL TORQUE SPECIFICATIONS SEE DWG NO. 128783-01-000

FOR ELECTRICAL CALLOUTS SEE DWG NO. 121339-01-000

DESCRIPTION:		1B1 265	
<b>WIRING INSTL-CHASSIS</b>			
SHEET:	ITEM/PART NO.:	REV:	
2 OF 2	000177289 / 30075701000		