

- 196 TV ANT-AUTO,DIRECTIONAL AMPL
- 193 TV ANT-DIGITAL AMPLIFIED
- 783 SATELLITE HD TV SYSTEM AUTOC
- 78C SATELLITE SYSTEM READY
- 265 CODES/STANDARDS-CSA/CMVSS
- 1B1 CODES/STANDARDS USA

**WINNEBAGO**  
COPYRIGHT 2016 WINNEBAGO INDUSTRIES, INC.

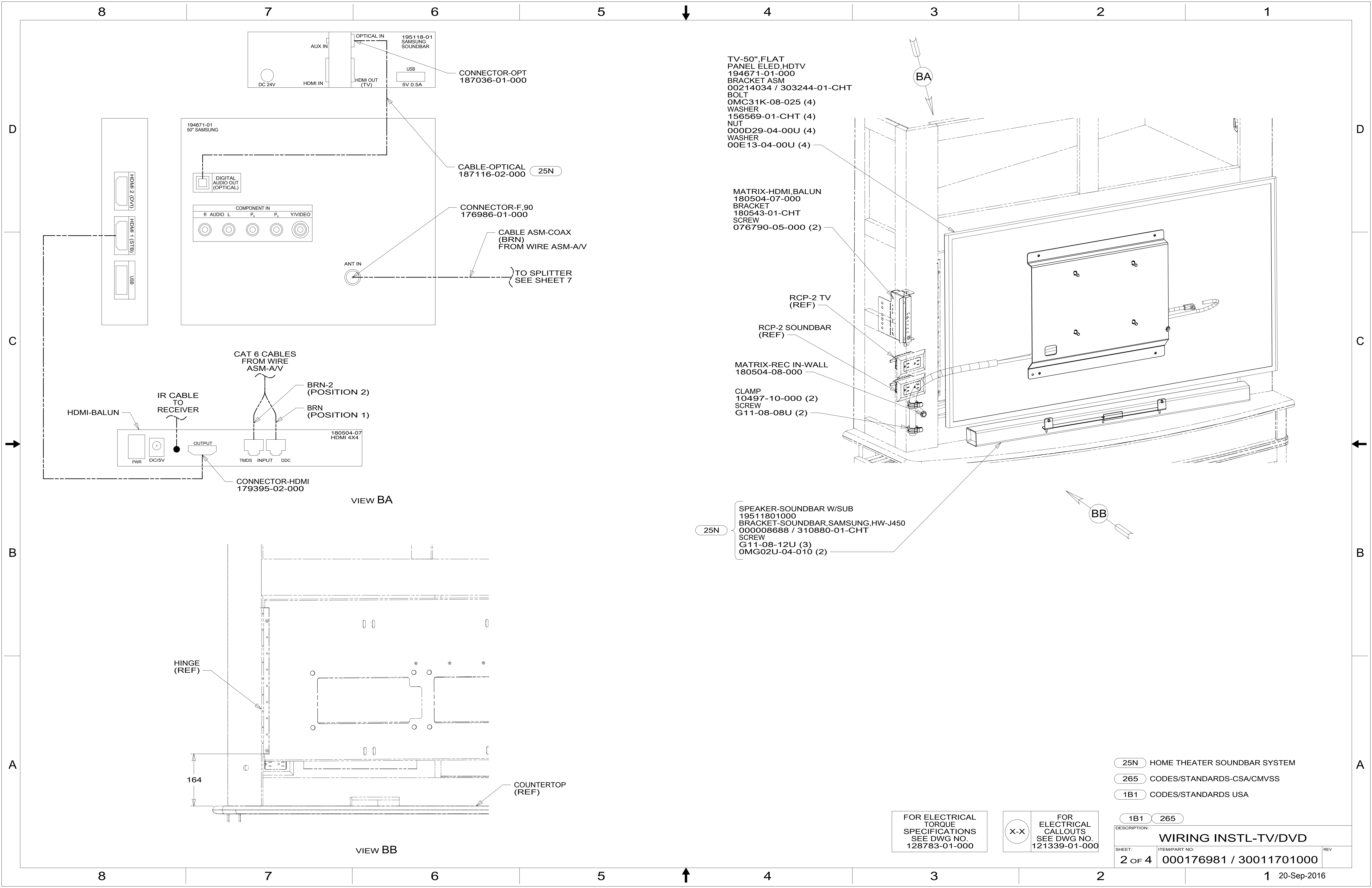
DSNR:		ALL DIMENSIONS ARE IN MILLIMETERS	
DFFR:		16 R42QD	
UNSPECIFIED TOLERANCES:	MATERIAL:		
WHOLE DIM (X) :			
ONE-PLACE (X.X) :			
TWO-PLACE (X.XX) :			
ANGLE :			
REFER TO ES0018 FOR FASTENER TIGHTENING GUIDELINES		WEIGHT: (LBS)	FIRST USED:
DESCRIPTION:		<b>WIRING INSTL-TV/DVD</b>	
SHEET:	ITEM/PART NO:	REV	
1 OF 4	000176981 / 30011701000		
REF:		1 20-Sep-2016	

- NOTES:**
- 4 PLACE I.R.E. IN FRONT OF BLU-RAY PLAYER AS SHOWN.
  - 3 INTERIOR CONTROL CONNECTS TO SATELLITE DATA CABLE. SEE ROOF ASM FOR ADDITIONAL INFORMATION.
  - 2 SET BLU-RAY PLAYER TO A MAX VIDEO OUTPUT OF 1080I.
  - 1 SNAP ROPE LIGHT IN CHANNELS ON OVHD CABINETS.

FOR ELECTRICAL TORQUE SPECIFICATIONS SEE DWG NO. 128783-01-000

FOR ELECTRICAL CALLOUTS SEE DWG NO. 121339-01-000

VIEW AA  
(PANEL NOT SHOWN)



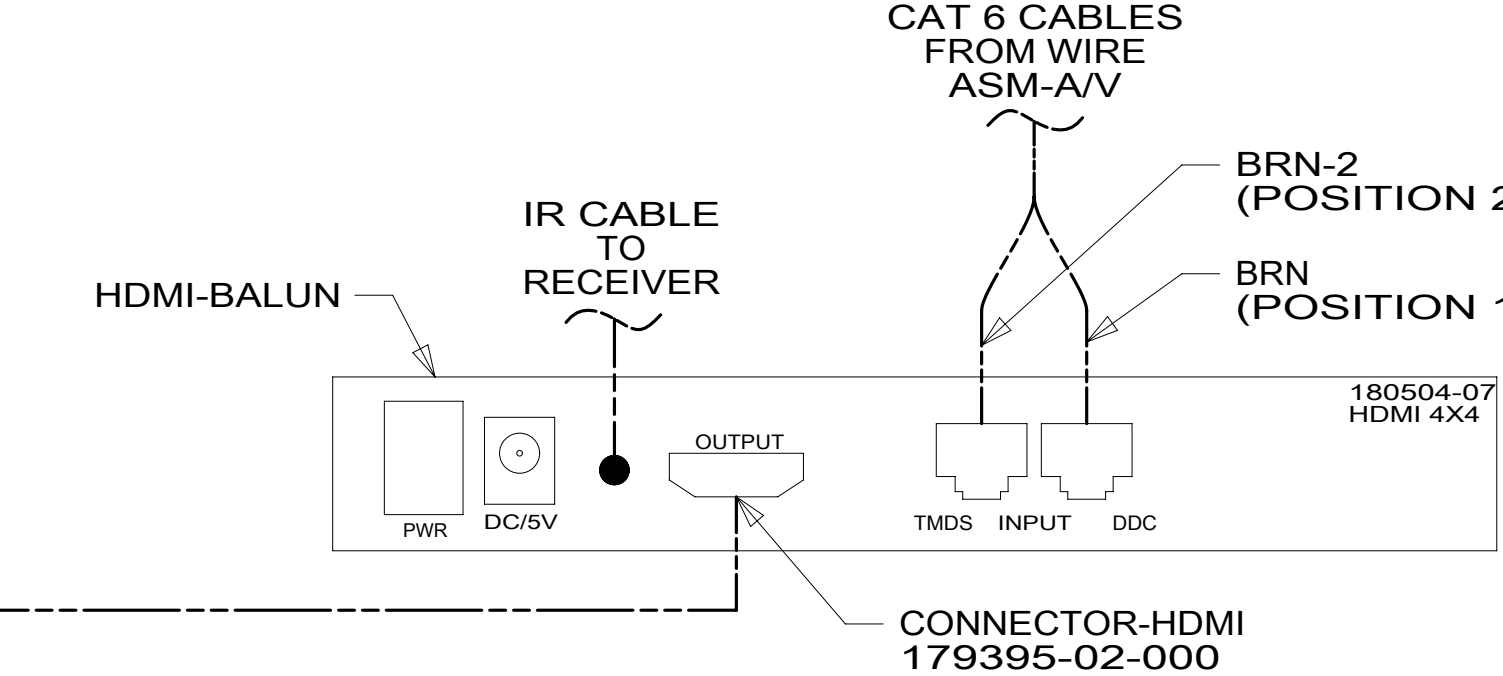
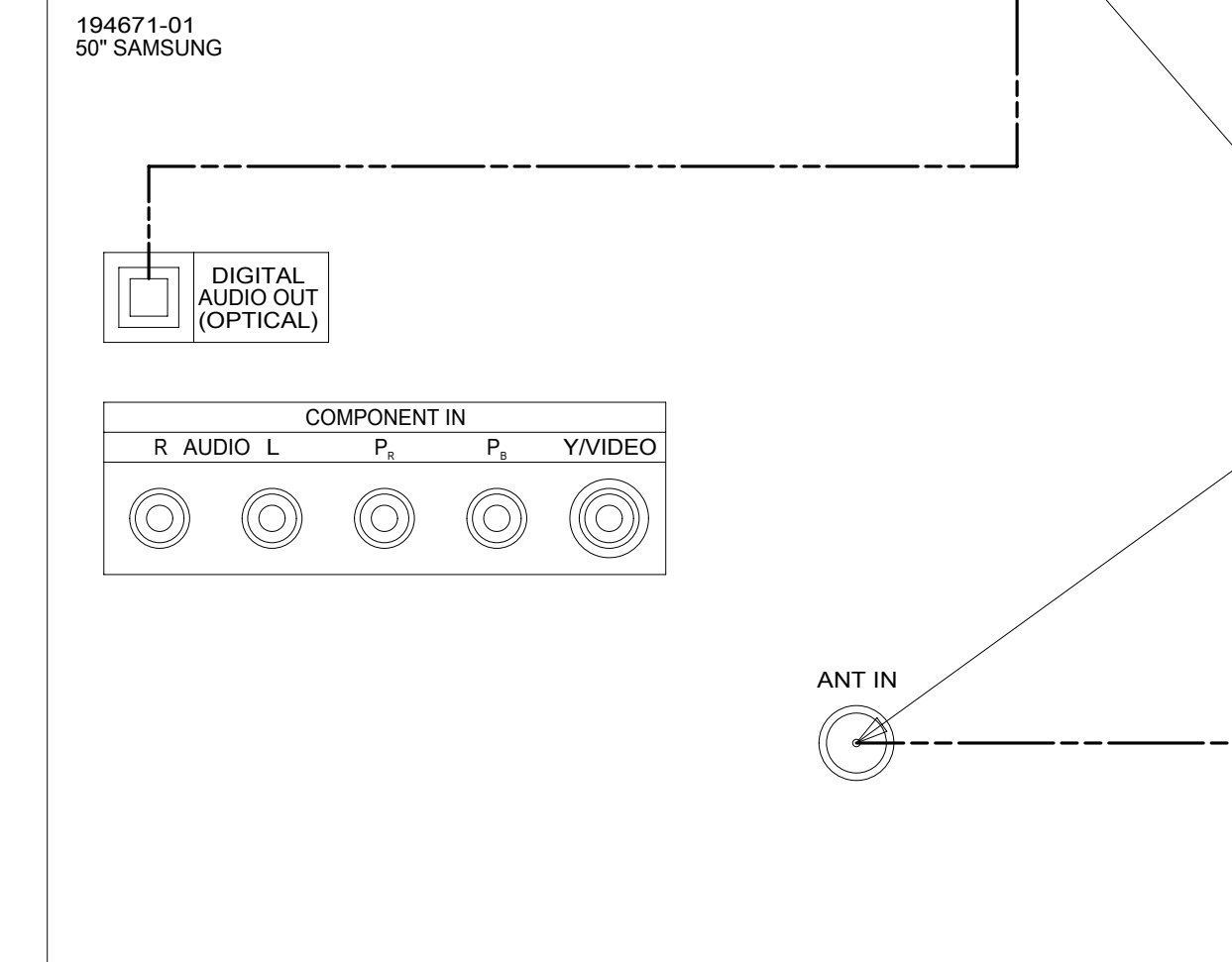
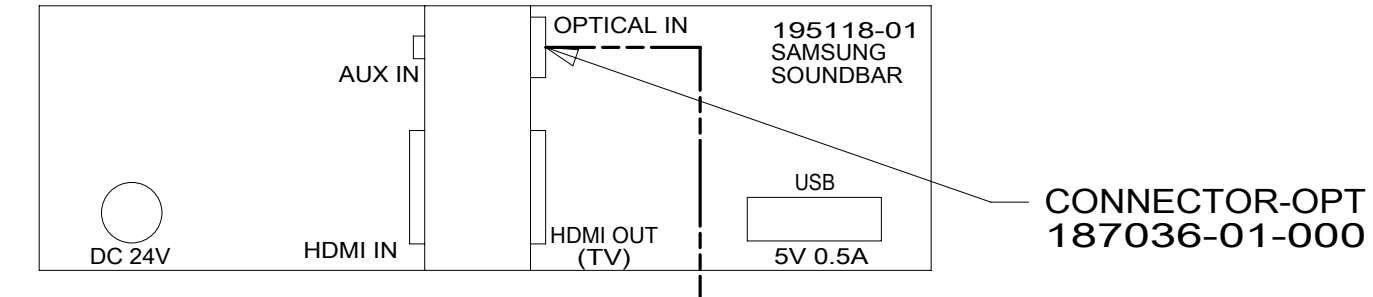
TV-50", FLAT  
 PANEL ELED, HDTV  
 194671-01-000  
 BRACKET ASM  
 00214034 / 303244-01-CHT  
 BOLT  
 OMC31K-08-025 (4)  
 WASHER  
 156569-01-CHT (4)  
 NUT  
 000D29-04-00U (4)  
 WASHER  
 00E13-04-00U (4)

MATRIX-HDMI, BALUN  
 180504-07-000  
 BRACKET  
 180543-01-CHT  
 SCREW  
 076790-05-000 (2)

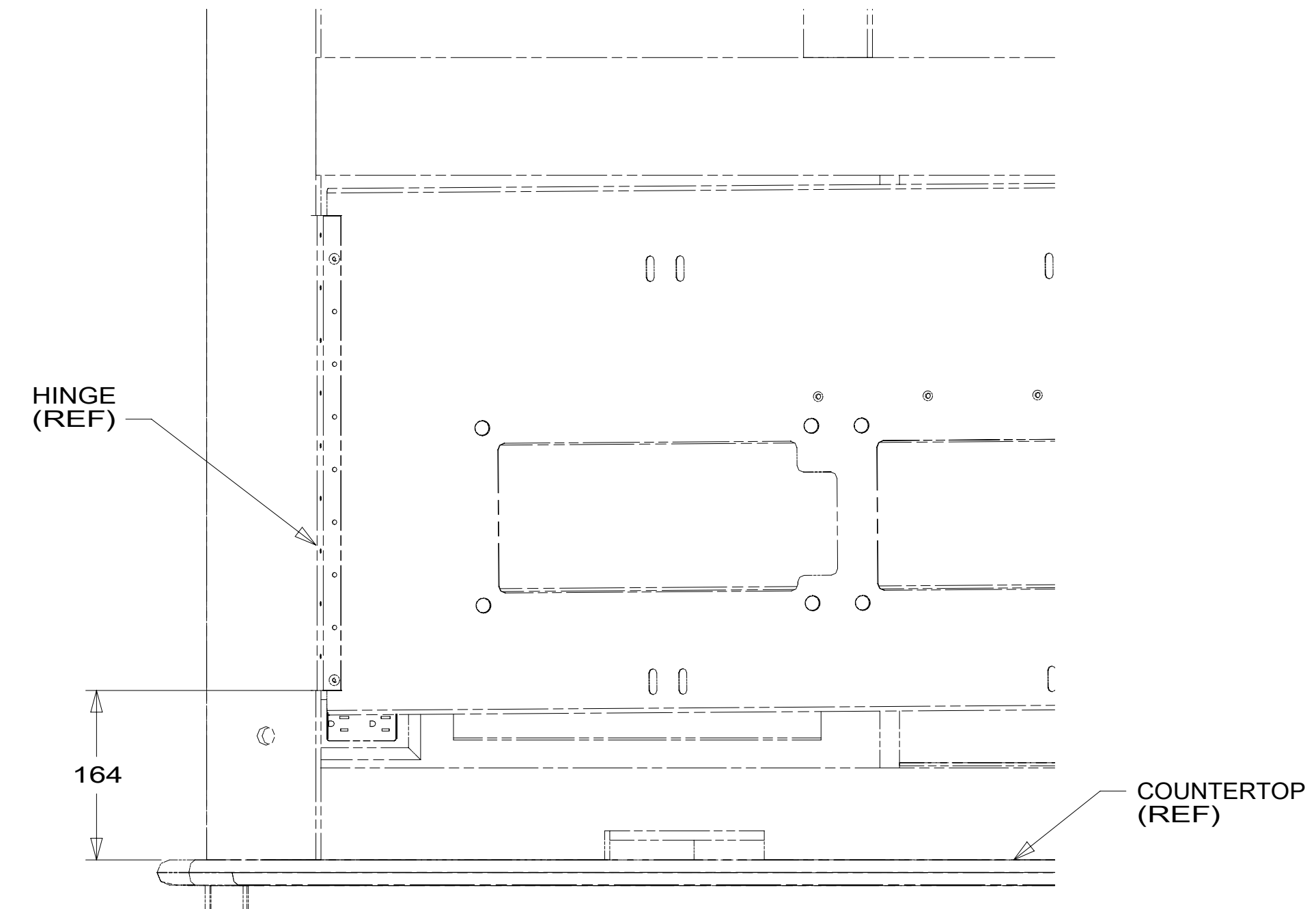
RCP-2 TV  
 (REF)  
 RCP-2 SOUNDBAR  
 (REF)

MATRIX-REC IN-WALL  
 180504-08-000  
 CLAMP  
 10497-10-000 (2)  
 SCREW  
 G11-08-08U (2)

25N  
 SPEAKER-SOUNDBAR W/SUB  
 19511801000  
 BRACKET-SOUNDBAR, SAMSUNG, HW-J450  
 000008688 / 310880-01-CHT  
 SCREW  
 G11-08-12U (3)  
 OMG02U-04-010 (2)



VIEW BA



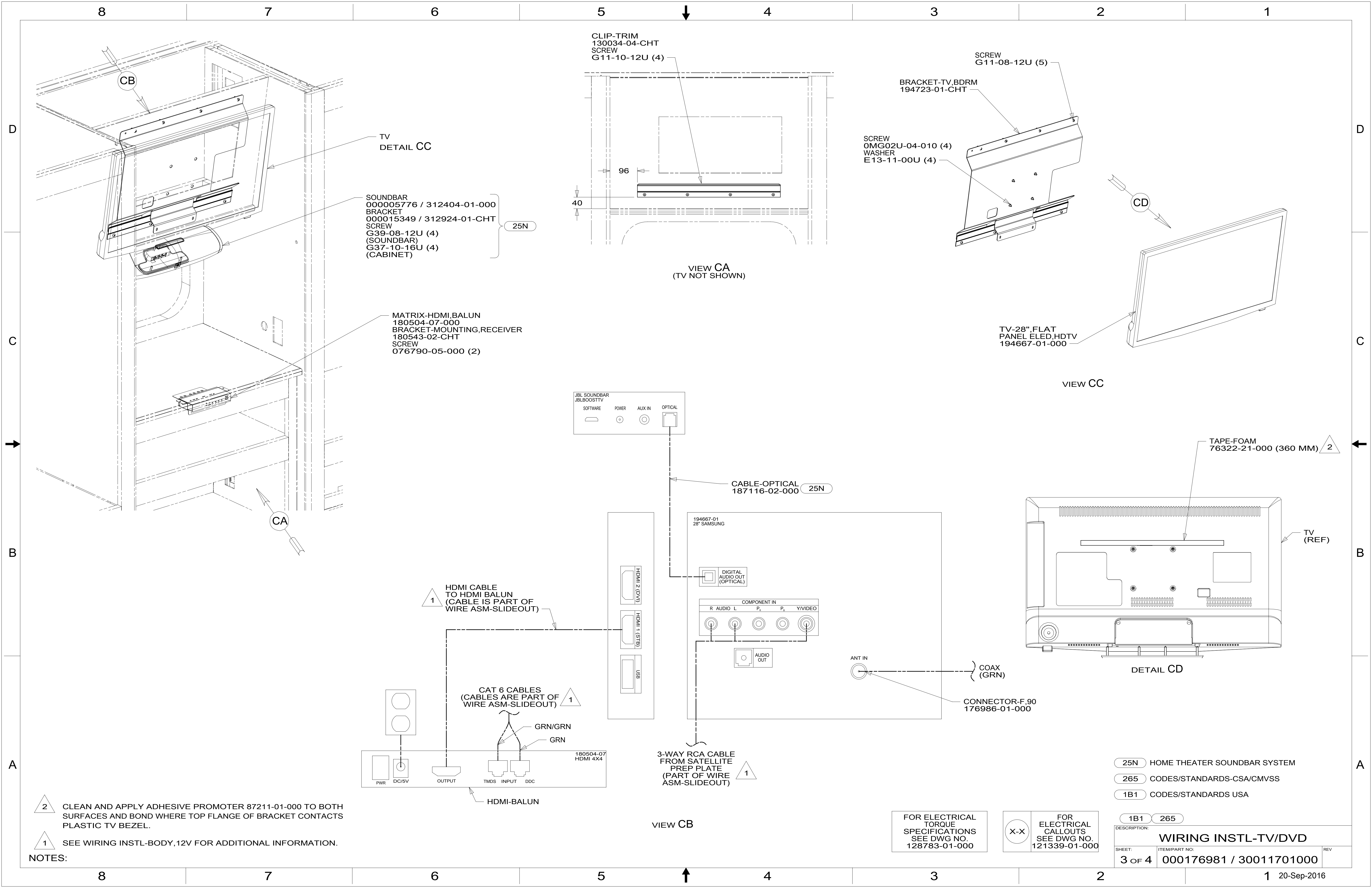
VIEW BB

- 25N HOME THEATER SOUNDBAR SYSTEM
- 265 CODES/STANDARDS-CSA/CMVSS
- 1B1 CODES/STANDARDS USA

FOR ELECTRICAL  
 TORQUE  
 SPECIFICATIONS  
 SEE DWG NO.  
 128783-01-000

FOR  
 ELECTRICAL  
 CALLOUTS  
 SEE DWG NO.  
 121339-01-000

DESCRIPTION:		1B1 265
<b>WIRING INSTL-TV/DVD</b>		
SHEET:	ITEM/PART NO.:	REV
2 OF 4	000176981 / 30011701000	



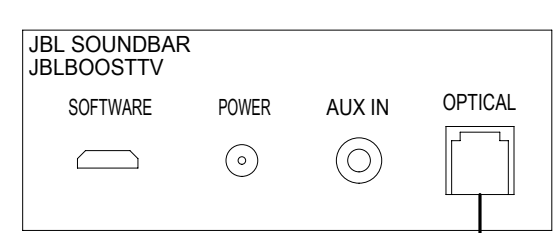
CLIP-TRIM  
130034-04-CHT  
SCREW  
G11-10-12U (4)

SCREW  
G11-08-12U (5)  
BRACKET-TV,BDRM  
194723-01-CHT  
SCREW  
OMG02U-04-010 (4)  
WASHER  
E13-11-00U (4)

TV  
DETAIL CC  
SOUNDBAR  
00005776 / 312404-01-000  
BRACKET  
000015349 / 312924-01-CHT  
SCREW  
G39-08-12U (4)  
(SOUNDBAR)  
G37-10-16U (4)  
(CABINET)

MATRIX-HDMI,BALUN  
180504-07-000  
BRACKET-MOUNTING,RECEIVER  
180543-02-CHT  
SCREW  
076790-05-000 (2)

TV-28" FLAT  
PANEL ELED,HDTV  
194667-01-000



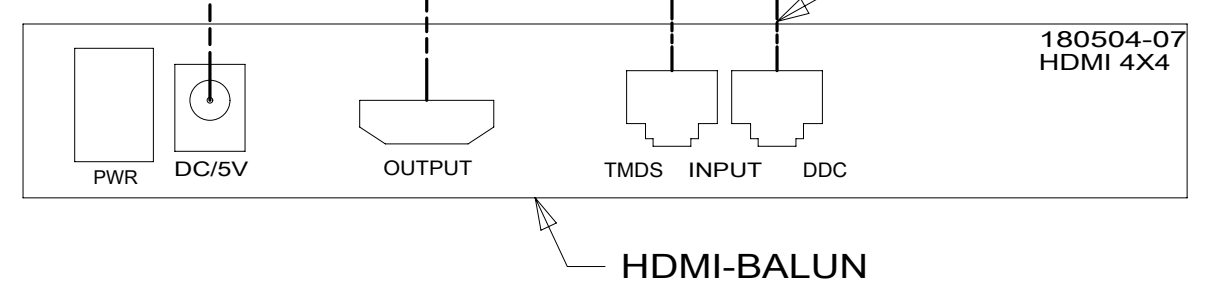
CABLE-OPTICAL  
187116-02-000 (25N)

TAPE-FOAM  
76322-21-000 (360 MM) (2)

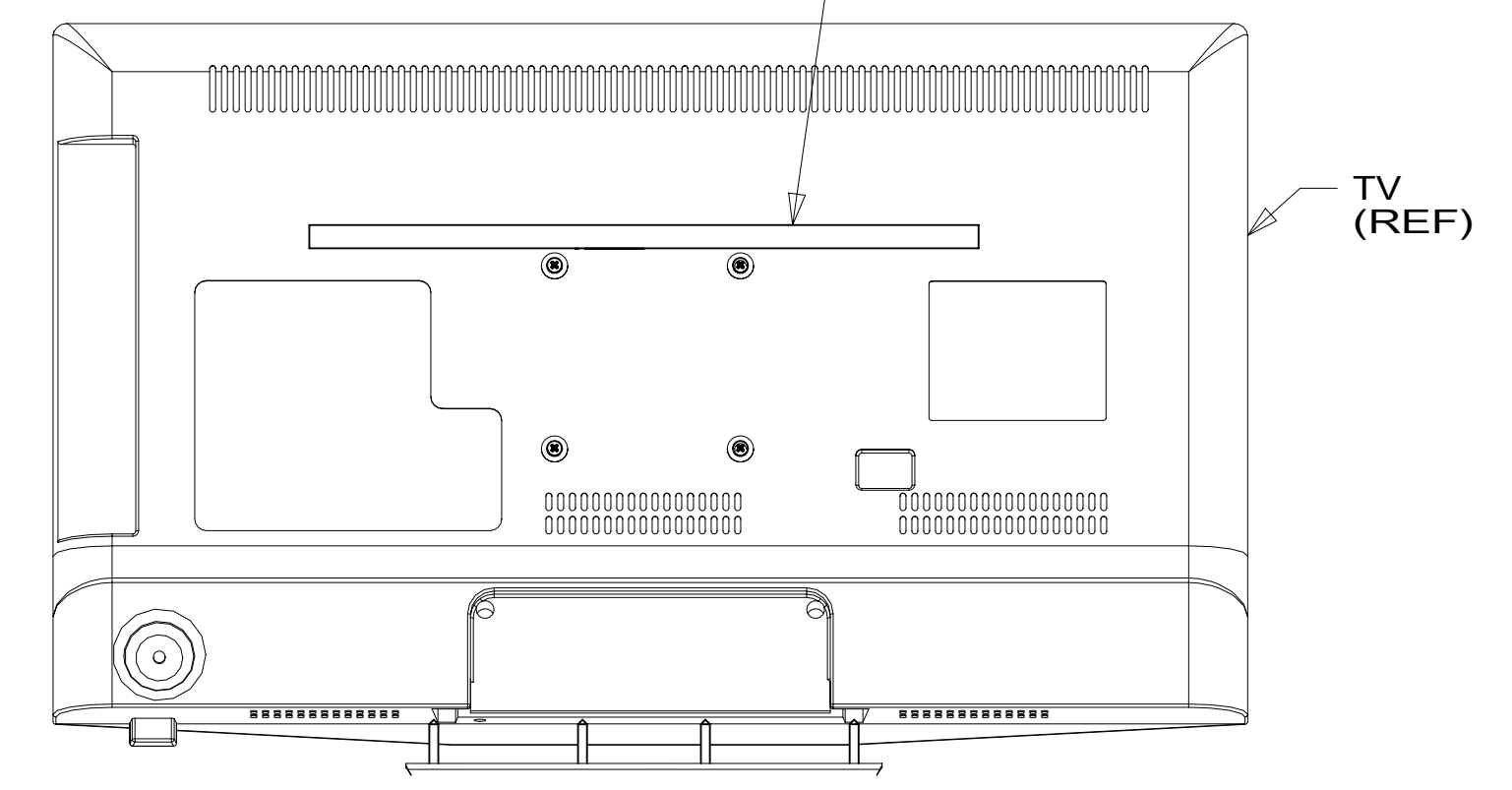
HDMI CABLE  
TO HDMI BALUN  
(CABLE IS PART OF  
WIRE ASM-SLIDEOUT) (1)

CAT 6 CABLES  
(CABLES ARE PART OF  
WIRE ASM-SLIDEOUT) (1)

3-WAY RCA CABLE  
FROM SATELLITE  
PREP PLATE  
(PART OF WIRE  
ASM-SLIDEOUT) (1)



VIEW CB



DETAIL CD

(2) CLEAN AND APPLY ADHESIVE PROMOTER 87211-01-000 TO BOTH SURFACES AND BOND WHERE TOP FLANGE OF BRACKET CONTACTS PLASTIC TV BEZEL.

(1) SEE WIRING INSTL-BODY, 12V FOR ADDITIONAL INFORMATION.

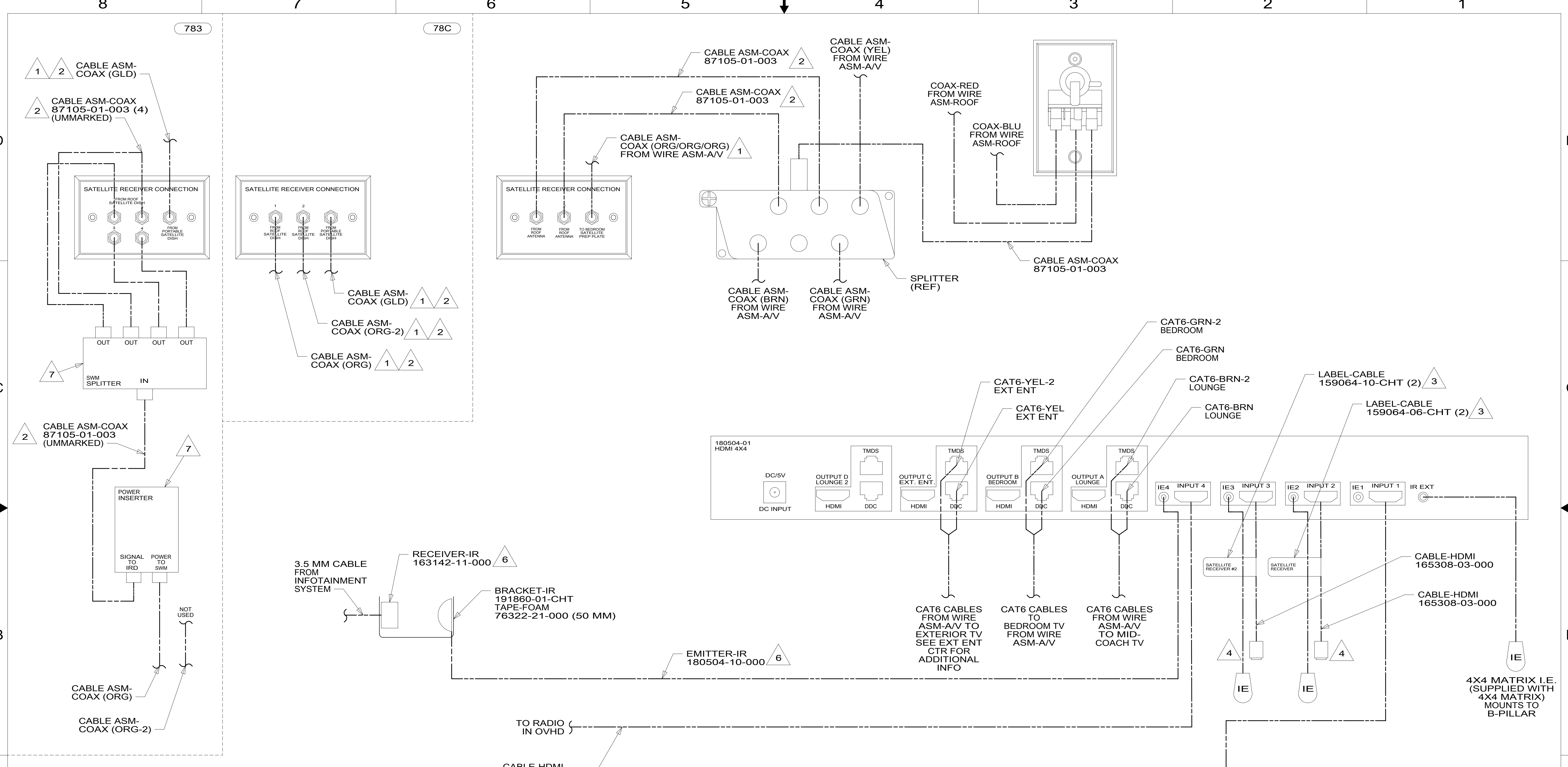
NOTES:

FOR ELECTRICAL  
TORQUE  
SPECIFICATIONS  
SEE DWG NO.  
128783-01-000

FOR ELECTRICAL  
CALLOUTS  
SEE DWG NO.  
121339-01-000

- (25N) HOME THEATER SOUNDBAR SYSTEM
- (265) CODES/STANDARDS-CSA/CMVSS
- (1B1) CODES/STANDARDS USA

DESCRIPTION: <b>WIRING INSTL-TV/DVD</b>	
SHEET: <b>3 OF 4</b>	ITEM/PART NO: <b>000176981 / 30011701000</b>
REV	



- NOTES:**
- 7 PARTS ARE SUPPLIED WITH INTERIOR CONTROL 183415-05-000.
  - 6 PLACE ABOVE 4X4 MATRIX.
  - 5 SET DVD/BLU-RAY PLAYER TO AUDIO ON HDMI AND MAX VIDEO OUTPUT RESOLUTION TO 1080I.
  - 4 COIL CABLE IN SATELLITE PREP AREA FOR FUTURE USE.
  - 3 ATTACH LABEL 100 MM FROM EACH END OF CABLE AND 400 MM FROM THE END OF THE IR EMMITTER CABLE.
  - 2 CABLE CONNECTS TO REAR SIDE OF PLATE.
  - 1 CABLE ROUTED IN ROOF.

783	SATELLITE HD TV SYSTEM AUTOC
78C	SATELLITE SYSTEM READY
265	CODES/STANDARDS-CSA/CMVSS
1B1	CODES/STANDARDS USA
1B1	265
DESCRIPTION: <b>WIRING INSTL-TV/DVD</b>	
SHEET: 4 OF 4	ITEM/PART NO: 000176981 / 30011701000
REV 1 20-Sep-2016	

FOR ELECTRICAL TORQUE SPECIFICATIONS SEE DWG NO. 128783-01-000

FOR ELECTRICAL CALLOUTS SEE DWG NO. 121339-01-000

