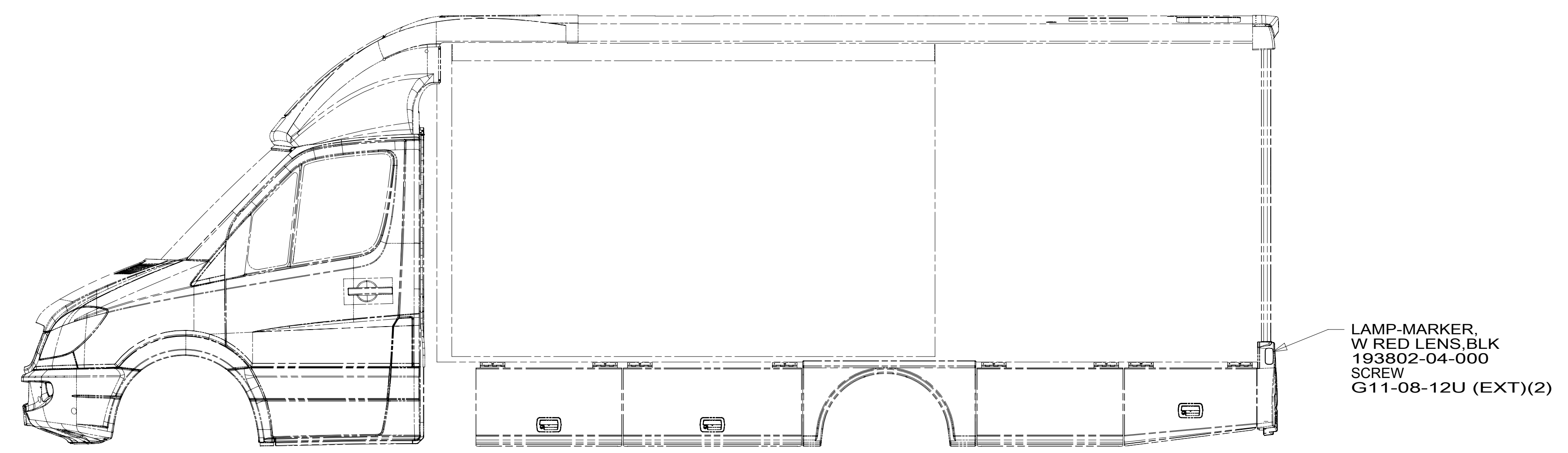
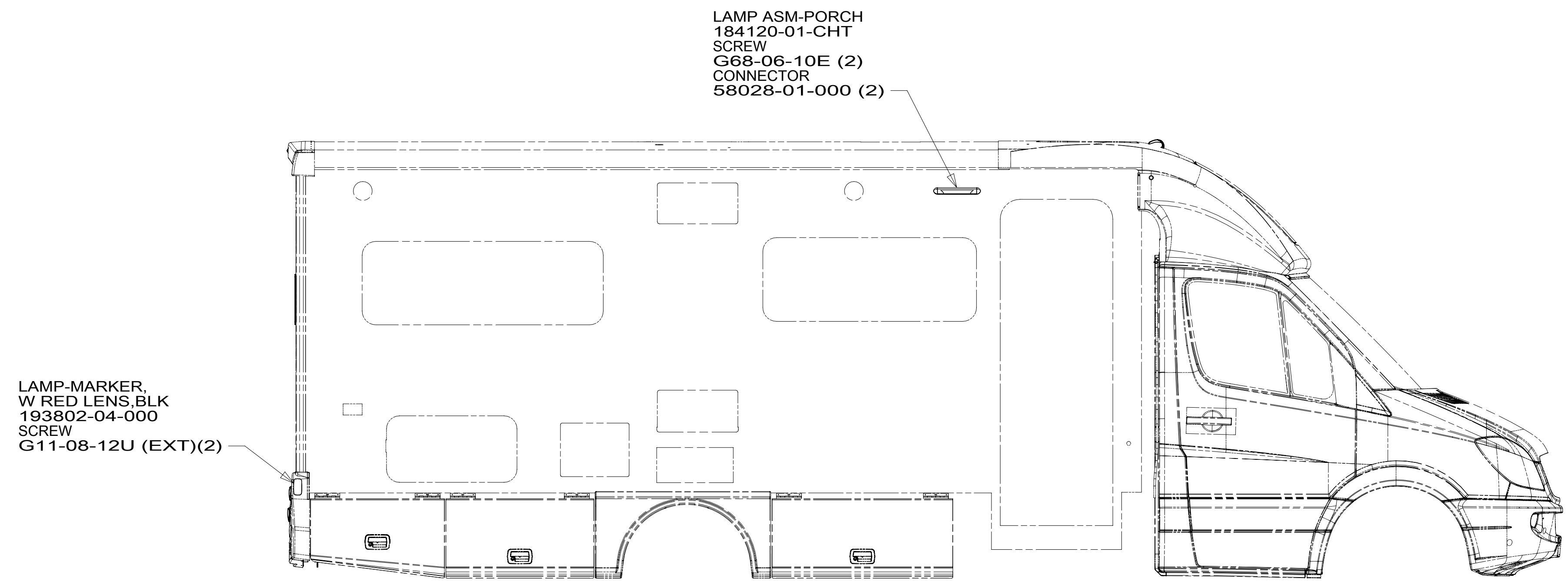



8 7 6 5 4 3 2 1

D
C
B
A



- 265 CODES/STANDARDS-CSA/CMVSS
- 1B1 CODES/STANDARDS USA
- 1B1 265



| | | |
|--|-----------------------------------|-------------|
| DSNR: | ALL DIMENSIONS ARE IN MILLIMETERS | |
| DIFFR: | MATERIAL: | |
| UNSPECIFIED TOLERANCES: | | |
| WHOLE DIM (X) : | | |
| ONE-PLACE (X.X) : | | |
| TWO-PLACE (X.XX) : | | |
| ANGLE : | | |
| REFER TO ES0018 FOR FASTENER TIGHTENING GUIDELINES | WEIGHT: (LBS) | FIRST USED: |
| | | 16 500-SE |

FOR ELECTRICAL TORQUE SPECIFICATIONS SEE DWG NO. 128783-01-000

FOR ELECTRICAL CALLOUTS SEE DWG NO. 121339-01-000

| | | |
|--|--|---------------|
| DESCRIPTION: WIRING INSTL-EXTERIOR LAMPS | | |
| SHEET: 1 OF 3 | ITEM/PART NO: 000175374 / 30148801000 | REV: |
| REF: | | 1 25-Jan-2018 |

8 7 6 5 4 3 2 1

8

7

6

5

4

3

2

1

D


D

WIRE ASM-CLEARANCE LAMPS
181140-01-000

2 PIN HOUSING
TO WIRE ASM-ROOF

LAMP-CLEARANCE,AMBER
170776-01-000 (3)
SCREW
G39-06-16U (6)

LAMP ASM-CLEARANCE
179596-01-CHT (2)



C

C

B

B

A

A

265 CODES/STANDARDS-CSA/CMVSS

1B1 CODES/STANDARDS USA

1B1 265

FOR ELECTRICAL
TORQUE
SPECIFICATIONS
SEE DWG NO.
128783-01-000

FOR
ELECTRICAL
CALLOUTS
SEE DWG NO.
121339-01-000

DESCRIPTION:
WIRING INSTL-EXTERIOR LAMPS

SHEET: 2 OF 3 ITEM/PART NO: 000175374 / 30148801000 REV

8

7

6

5

4

3

2

1 25-Jan-2018

WIRE ASM-CLEARANCE LAMP
162482-01-000

LAMP ASM-CLEARANCE
179596-01-CHT (5)

3

LIGHT ASM-BRAKE
CENTER MOUNT
151076-01-000 (2)
SCREW
G39-08-08U (4)

3

4 CONNECTS TO
SPRINTER
CHASSIS WIRING

LAMP ASM-TURN, AMBER
170778-02-000 (2)
SCREW
G11-08-12U (4)

5

LAMP ASM-STOP/TAIL
170778-01-000 (2)
SCREW
G11-08-12U (4)

1

WIRE ASM-TAIL
LAMP, POD
000158860 / 327475-01-000

REFLECTOR-ROUND, RED
141514-01-000 (2)

WIRE ASM-TAIL
LAMP, POD
000158860 / 327475-01-000

LAMP-BACKUP
164943-01-000 (2)
NUT-PAL, WASHER TYPE
139130-01-CHT (4)
BULB
117806-01-000 (2)

4 WIRE ASM-TAILLAMP
000003374 / 310283-01-000

LIGHT-LICENSE
87201-01-000 (2)
SCREW
G11-06-12U (EXT)(4)

2 TRAILER PLUG ASM
(CHASSIS SUPPLIED)
SCREW
101618-01-000 (4)
6 BRACKET-ELECTRICAL
170705-03-CHT
WIRE ASM-JUMPER,
TRAILER PLUG
173799-01-000

- 6 NOT USED FOR 524J & 524G.
- 5 CONNECT CIRCUIT 'TURN' TO RED WIRE. CONNECT CIRCUIT 'MS' TO WHT WIRE. TAPE BACK UNUSED BLK WIRE TO HARNESS.
- 4 REMOVE ETENSION LOOMS THAT ARE SUPPLIED WITH CHASSIS. THE CHASSIS IS SUPPLIED WITH TWO 7-PIN CONNECTORS ALONG THE LEFT SIDE FRAME RAIL. THE CHASSIS WIRING WITH THE TWO 7-PIN CONNECTORS HAS A LONGER DROP AND A SHORTER DROP. ATTACH THE LONGER DROP TO THE WIRE ASM-TAILLAMP CONNECTOR WITH ONLY 4 PINS IN IT. ATTACH THE SHORTER DROP TO THE WIRE ASM-TAILLAMP CONNECTOR WITH 6 PINS.
- 3 RUN WIRE THROUGH THE INSIDE OF ALUMINUM EXTRUSION.
- 2 SECURE WIRE BELOW COACH WITH CLAMP 10495-01-000 AND SCREW G67-10-12B.
- 1 CONNECT CIRCUIT 'X' TO RED WIRE. CONNECT CIRCUIT 'MS' TO WHT WIRE. CONNECT CIRCUIT 'MM' TO BLK WIRE.

NOTES:

265 CODES/STANDARDS-CSA/CMVSS
1B1 CODES/STANDARDS USA

FOR ELECTRICAL
TORQUE
SPECIFICATIONS
SEE DWG NO.
128783-01-000

FOR
ELECTRICAL
CALLOUTS
SEE DWG NO.
121339-01-000

| | | |
|------------------------------------|-------------------------|-----|
| DESCRIPTION: | 1B1 265 | |
| WIRING INSTL-EXTERIOR LAMPS | | |
| SHEET: | ITEM/PART NO: | REV |
| 3 OF 3 | 000175374 / 30148801000 | |