

- NOTES:
- 4 PLACE I.R.E. IN FRONT OF BLU-RAY PLAYER AS SHOWN.
 - 3 INTERIOR CONTROL CONNECTS TO SATELLITE DATA CABLE. SEE ROOF ASM FOR ADDITIONAL INFORMATION.
 - 2 SET BLU-RAY PLAYER TO A MAX VIDEO OUTPUT OF 1080I.
 - 1 SNAP ROPE LIGHT IN CHANNELS ON OVHD CABINETS.

- 196 TV ANT-AUTO,DIRECTIONAL AMPL
- 193 TV ANT-DIGITAL AMPLIFIED
- 783 SATELLITE HD TV SYSTEM AUTOC
- 78C SATELLITE SYSTEM READY
- 265 CODES/STANDARDS-CSA/CMVSS
- 1B1 CODES/STANDARDS USA

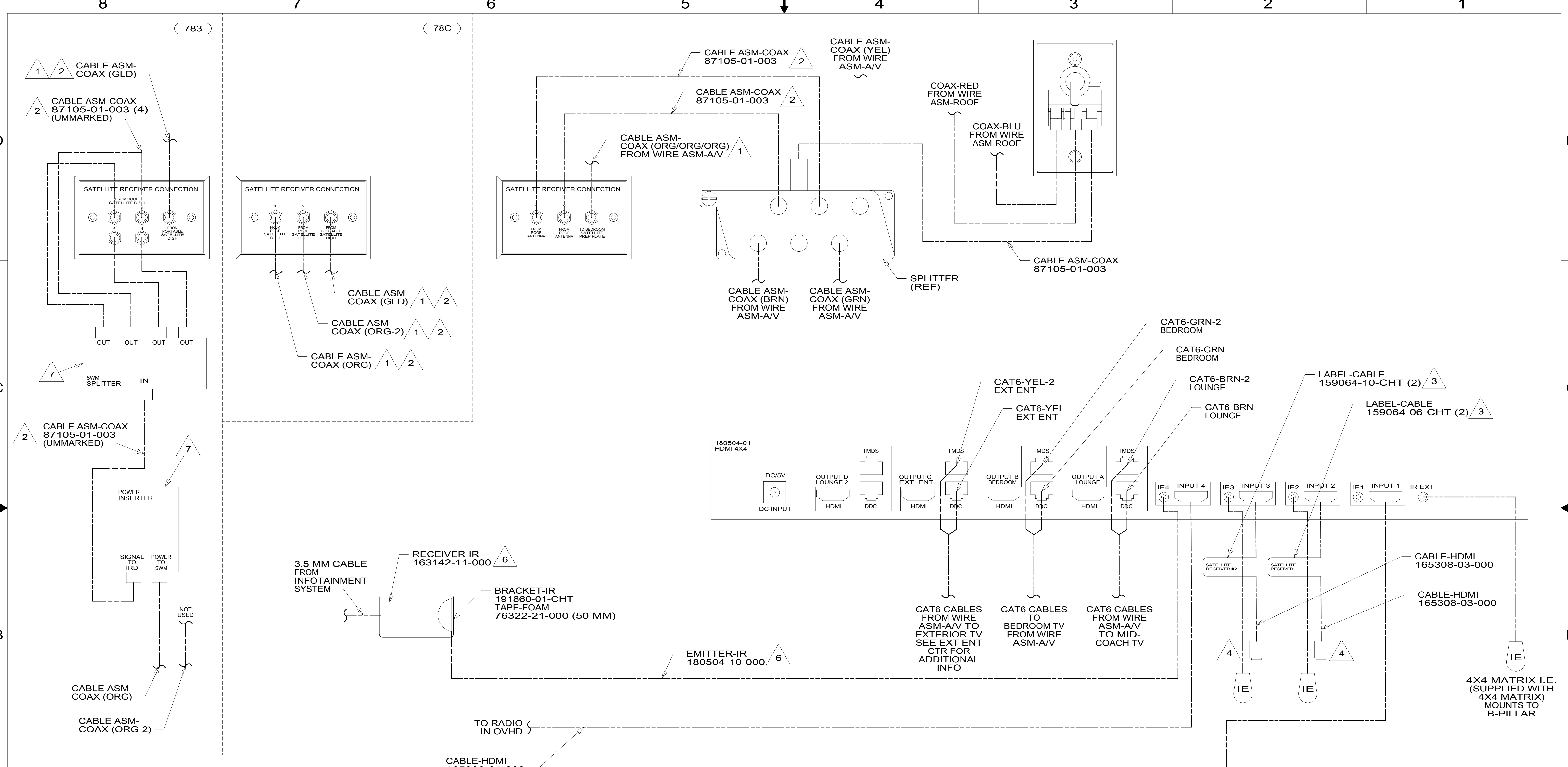
WINNEBAGO
COPYRIGHT 2016 WINNEBAGO INDUSTRIES, INC.

DSNR:	ALL DIMENSIONS ARE IN MILLIMETERS	
DFFR:		
UNSPECIFIED TOLERANCES:		MATERIAL:
WHOLE DIM (X) :	3	
ONE-PLACE (X.X) :	1.5	
TWO-PLACE (X.XX) :	0.50	
ANGLE :	1°	
REFER TO ES0018 FOR FASTENER TIGHTENING GUIDELINES	WEIGHT: (LBS)	FIRST USED:
		16 R42HD
DESCRIPTION: WIRING INSTL-TV/DVD		
SHEET: 1 OF 4	ITEM/PART NO: 000175373 / 30142501000	REV:
REF:		1 06-Jan-2017

FOR ELECTRICAL TORQUE SPECIFICATIONS SEE DWG NO. 128783-01-000

FOR ELECTRICAL CALLOUTS SEE DWG NO. 121339-01-000

VIEW AA
(PANEL NOT SHOWN)



- 7 PARTS ARE SUPPLIED WITH INTERIOR CONTROL 183415-05-000.
- 6 PLACE ABOVE 4X4 MATRIX.
- 5 SET DVD/BLU-RAY PLAYER TO AUDIO ON HDMI AND MAX VIDEO OUTPUT RESOLUTION TO 1080I.
- 4 COIL CABLE IN SATELLITE PREP AREA FOR FUTURE USE.
- 3 ATTACH LABEL 100 MM FROM EACH END OF CABLE AND 400 MM FROM THE END OF THE IR EMMITTER CABLE.
- 2 CABLE CONNECTS TO REAR SIDE OF PLATE.
- 1 CABLE ROUTED IN ROOF.

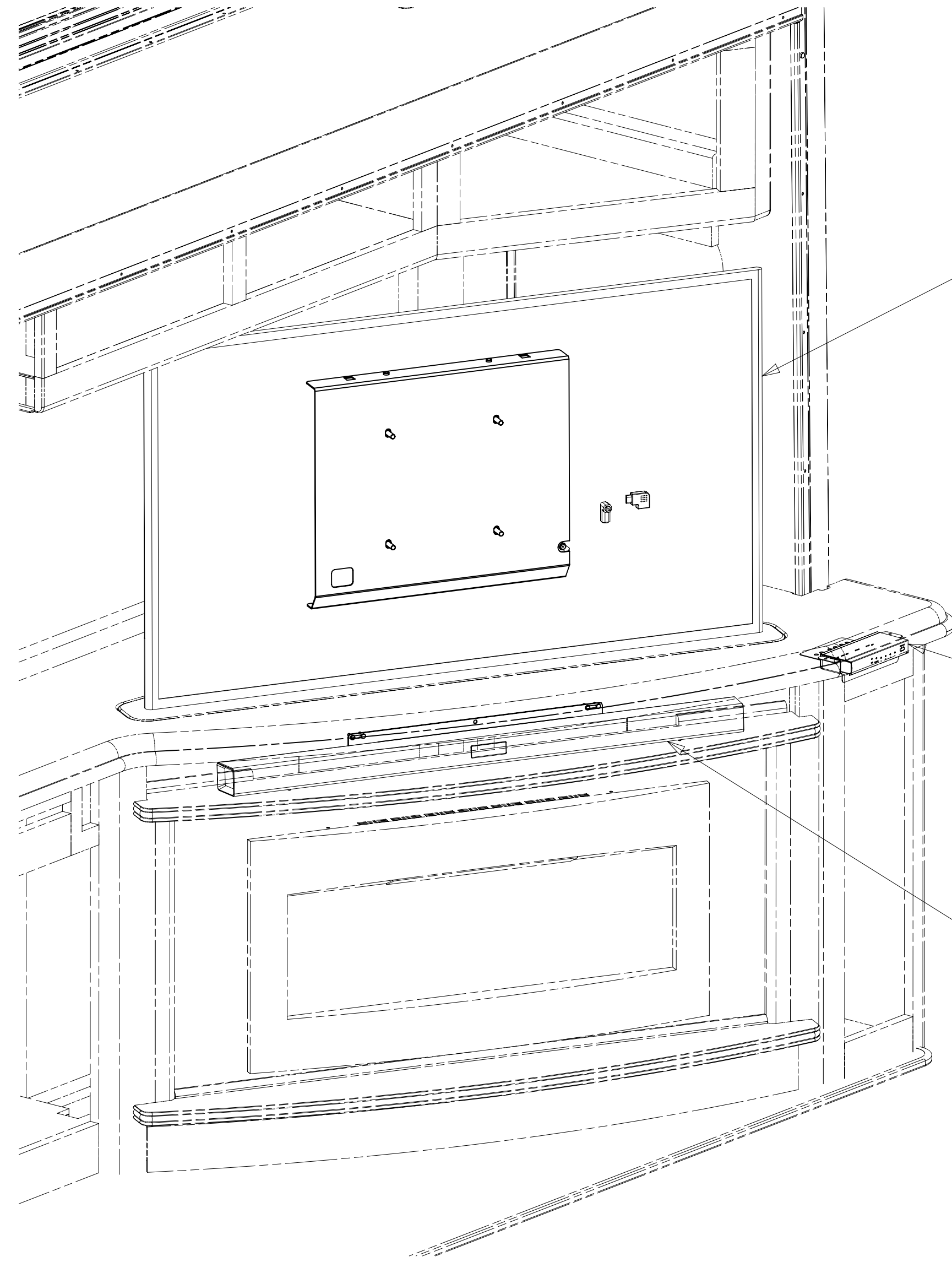
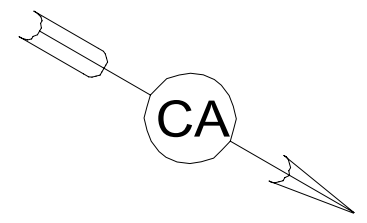
NOTES:

FOR ELECTRICAL TORQUE SPECIFICATIONS SEE DWG NO. 128783-01-000

FOR ELECTRICAL CALLOUTS SEE DWG NO. 121339-01-000

783	SATELLITE HD TV SYSTEM AUTOC
78C	SATELLITE SYSTEM READY
265	CODES/STANDARDS-CSA/CMVSS
1B1	CODES/STANDARDS USA
1B1	265
DESCRIPTION: WIRING INSTL-TV/DVD	
SHEET: 2 OF 4	ITEM/PART NO: 000175373 / 30142501000
REV 06-Jan-2017	

8 7 6 5 4 3 2 1

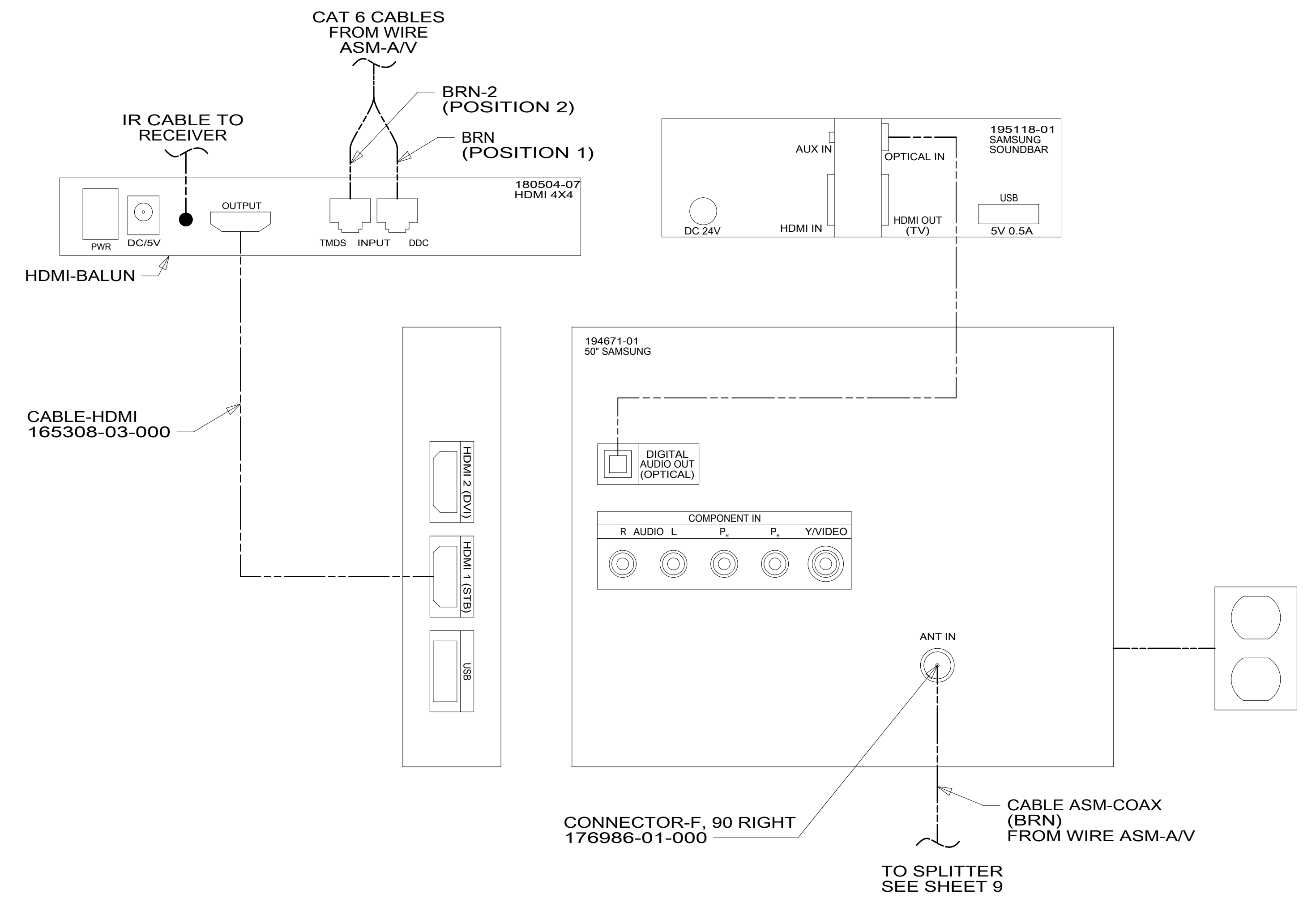


TV-50", FLAT
PANEL ELED, HDTV
194671-01-000
BRACKET
000214126 / 303350-01-CHT
BOLT
OMC31K-08-025 (4)
WASHER
156569-01-CHT (4)
SCREW
000G39-10-12U (2)
(BRACKET TO BRACKET)

MATRIX-HDMI, BALUN
180504-07-000
BRACKET-MOUNTING,
RECEIVER
180543-02-CHT
SCREW
G11-08-12U (2)

SPEAKER-SOUNDBAR
W/SUB WIRED
195118-01-000
PLATE-W/HOLES
000008526 / 310881-01-CHT
SCREW
G11-08-12U (2)
SCREW
OMG02U-04-010 (2)

25N



VIEW CA

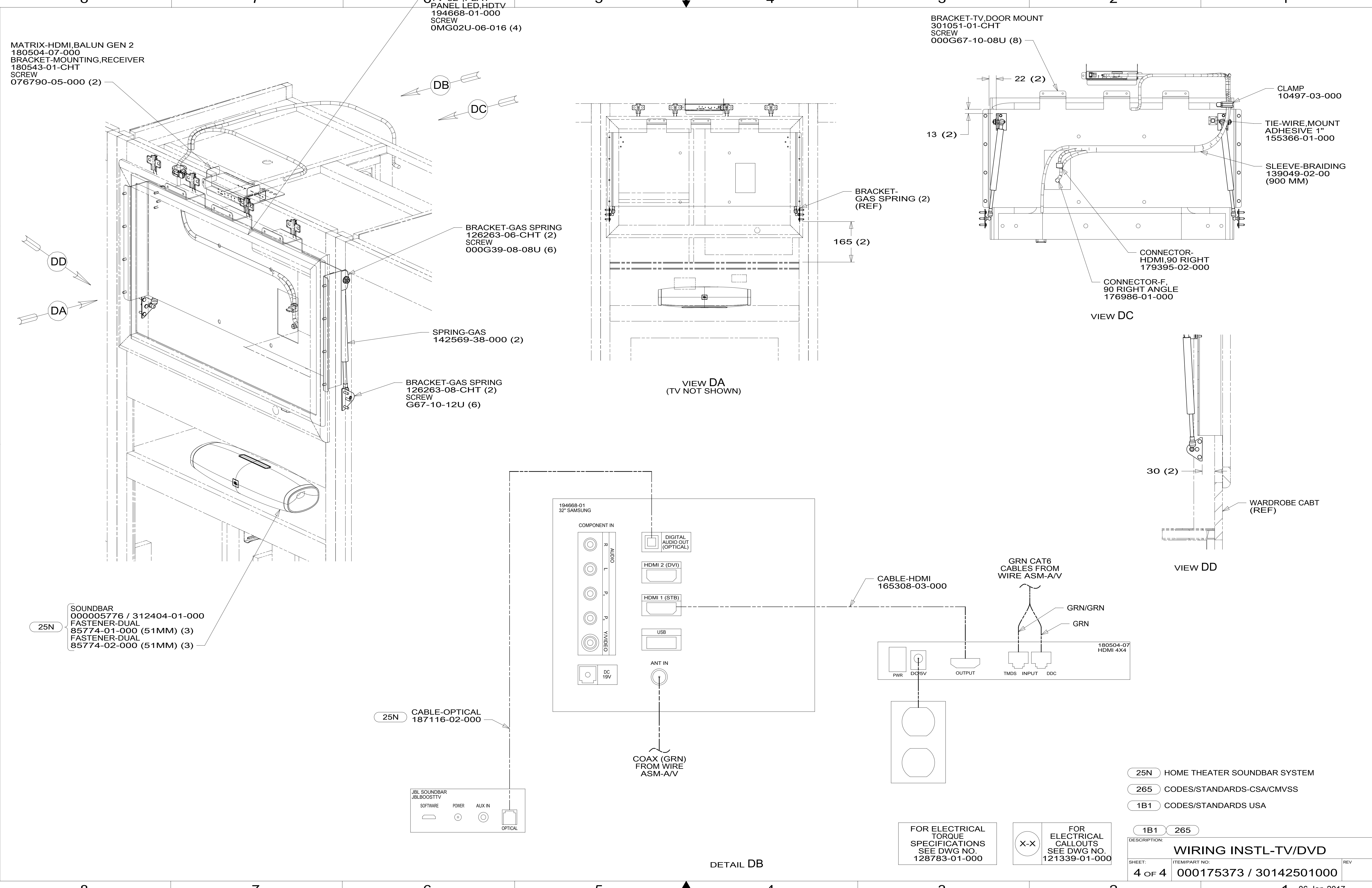
- 25N HOME THEATER SOUNDBAR SYSTEM
- 265 CODES/STANDARDS-CSA/CMVSS
- 1B1 CODES/STANDARDS USA

FOR ELECTRICAL
TORQUE
SPECIFICATIONS
SEE DWG NO.
128783-01-000

FOR ELECTRICAL
CALLOUTS
SEE DWG NO.
121339-01-000

DESCRIPTION:		1B1 265
WIRING INSTL-TV/DVD		
SHEET:	ITEM/PART NO.:	REV
3 OF 4	000175373 / 30142501000	

8 7 6 5 4 3 2 1 06-Jan-2017



MATRIX-HDMI, BALUN GEN 2
180504-07-000
BRACKET-MOUNTING, RECEIVER
180543-01-CHT
SCREW
076790-05-000 (2)

6 TV-32", FLAT
PANEL LED, HDTV
194668-01-000
SCREW
OMG02U-06-016 (4)

BRACKET-TV, DOOR MOUNT
301051-01-CHT
SCREW
000G67-10-08U (8)

BRACKET-GAS SPRING
126263-06-CHT (2)
SCREW
000G39-08-08U (6)

BRACKET-
GAS SPRING (2)
(REF)

22 (2)
13 (2)

CLAMP
10497-03-000

TIE-WIRE, MOUNT
ADHESIVE 1"
155366-01-000

SLEEVE-BRAIDING
139049-02-00
(900 MM)

CONNECTOR-
HDMI, 90 RIGHT
179395-02-000

CONNECTOR-F,
90 RIGHT ANGLE
176986-01-000

VIEW DC

SPRING-GAS
142569-38-000 (2)

BRACKET-GAS SPRING
126263-08-CHT (2)
SCREW
G67-10-12U (6)

VIEW DA
(TV NOT SHOWN)

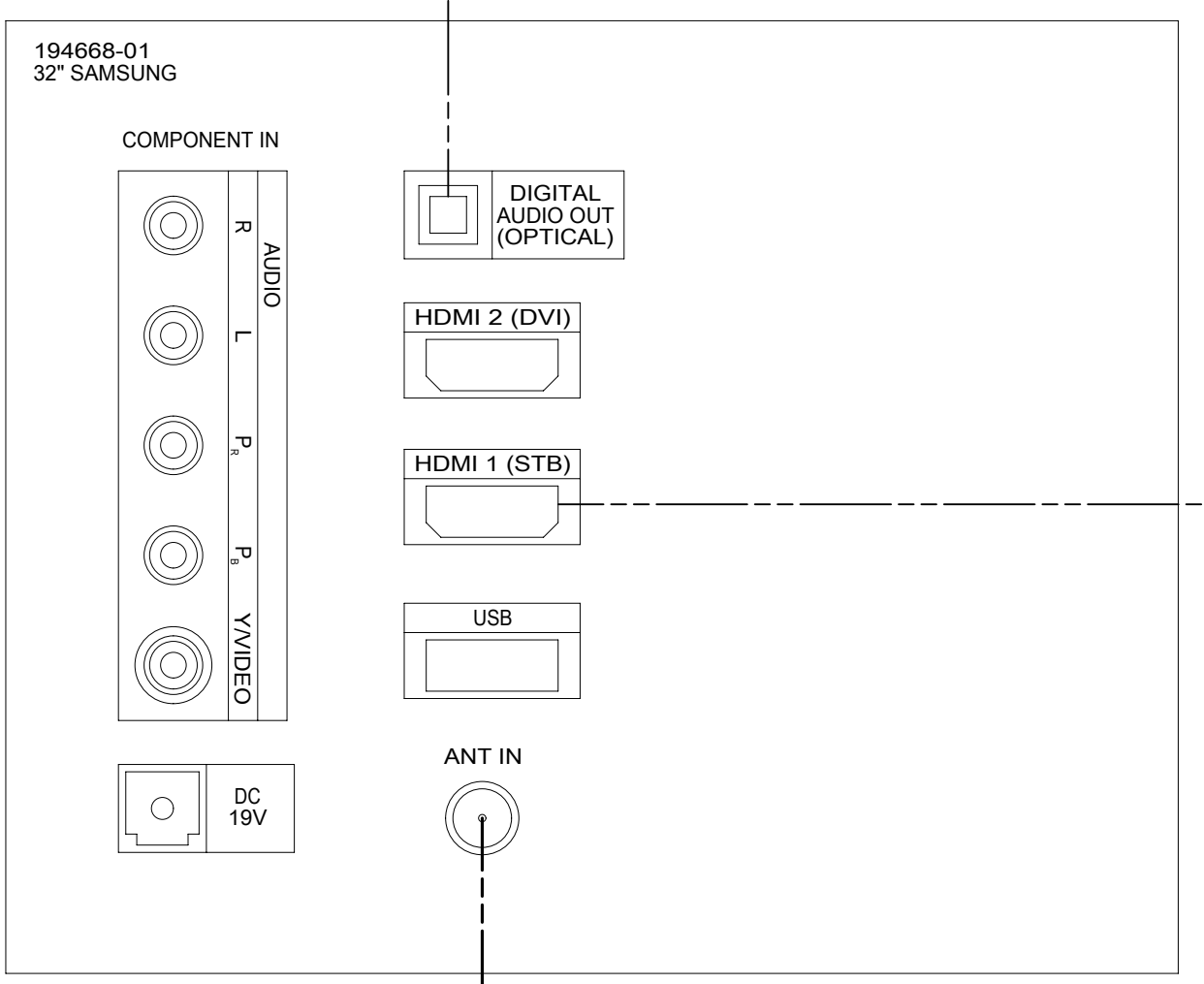
30 (2)

WARDROBE CABT
(REF)

VIEW DD

25N
SOUND BAR
000005776 / 312404-01-000
FASTENER-DUAL
85774-01-000 (51MM) (3)
FASTENER-DUAL
85774-02-000 (51MM) (3)

25N
CABLE-OPTICAL
187116-02-000



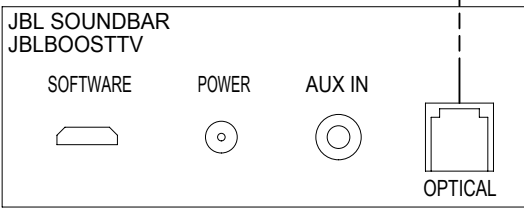
CABLE-HDMI
165308-03-000

GRN CAT6
CABLES FROM
WIRE ASM-A/V

GRN/GRN
GRN

180504-07
HDMI 4X4

COAX (GRN)
FROM WIRE
ASM-A/V



FOR ELECTRICAL
TORQUE
SPECIFICATIONS
SEE DWG NO.
128783-01-000

FOR ELECTRICAL
CALLOUTS
SEE DWG NO.
121339-01-000

- 25N HOME THEATER SOUNDBAR SYSTEM
- 265 CODES/STANDARDS-CSA/CMVSS
- 1B1 CODES/STANDARDS USA

DESCRIPTION: WIRING INSTL-TV/DVD	
SHEET: 4 OF 4	ITEM/PART NO: 000175373 / 30142501000
REV	