

8 7 6 5 4 3 2 1

D

D

C

C

B

B

A

A

LEXT-1
SEAL

BB

BA

LAMP-MARKER, W RED LENS, BLK
193802-04-000
GASKET-LIGHT
193802-05-000
SCREW
000G39-08-12U (EXT) (2)

LAMP-MARKER, W AMBER LENS, BLK
193802-03-000
GASKET-LIGHT
193802-05-000
SCREW
000G11-08-12U (EXT) (2)


LAMP-MARKER, W AMBER LENS, BLK
193802-03-000
GASKET-LIGHT
193802-05-000
SCREW
000G11-08-12U (EXT) (2)

LAMP-MARKER, W AMBER LENS, BLK
193802-03-000
GASKET-LIGHT
193802-05-000
SCREW G11-08-12U (EXT) (2)

LAMP-MARKER, W RED LENS, BLK
193802-04-000
GASKET-LIGHT
193802-05-000
SCREW
000G39-08-12U (EXT) (2)

LAMP-MARKER, W AMBER LENS, BLK
193802-03-000
GASKET-LIGHT
193802-05-000
SCREW
000G11-08-12U (EXT) (2)

265 CODES/STANDARDS-CSA/CMVSS
1B1 CODES/STANDARDS-USA
1B1 265



DSNR:		ALL DIMENSIONS ARE IN MILLIMETERS	
DFFR:		MATERIAL:	
UNSPECIFIED TOLERANCES:			
WHOLE DIM (X) :	3		
ONE-PLACE (X.X) :	1.5		
TWO-PLACE (X.XX) :	0.50		
ANGLE :	1°		
REFER TO ES0018 FOR FASTENER TIGHTENING GUIDELINES		WEIGHT: (LBS)	FIRST USED:

FOR ELECTRICAL TORQUE SPECIFICATIONS SEE DWG NO. 128783-01-000

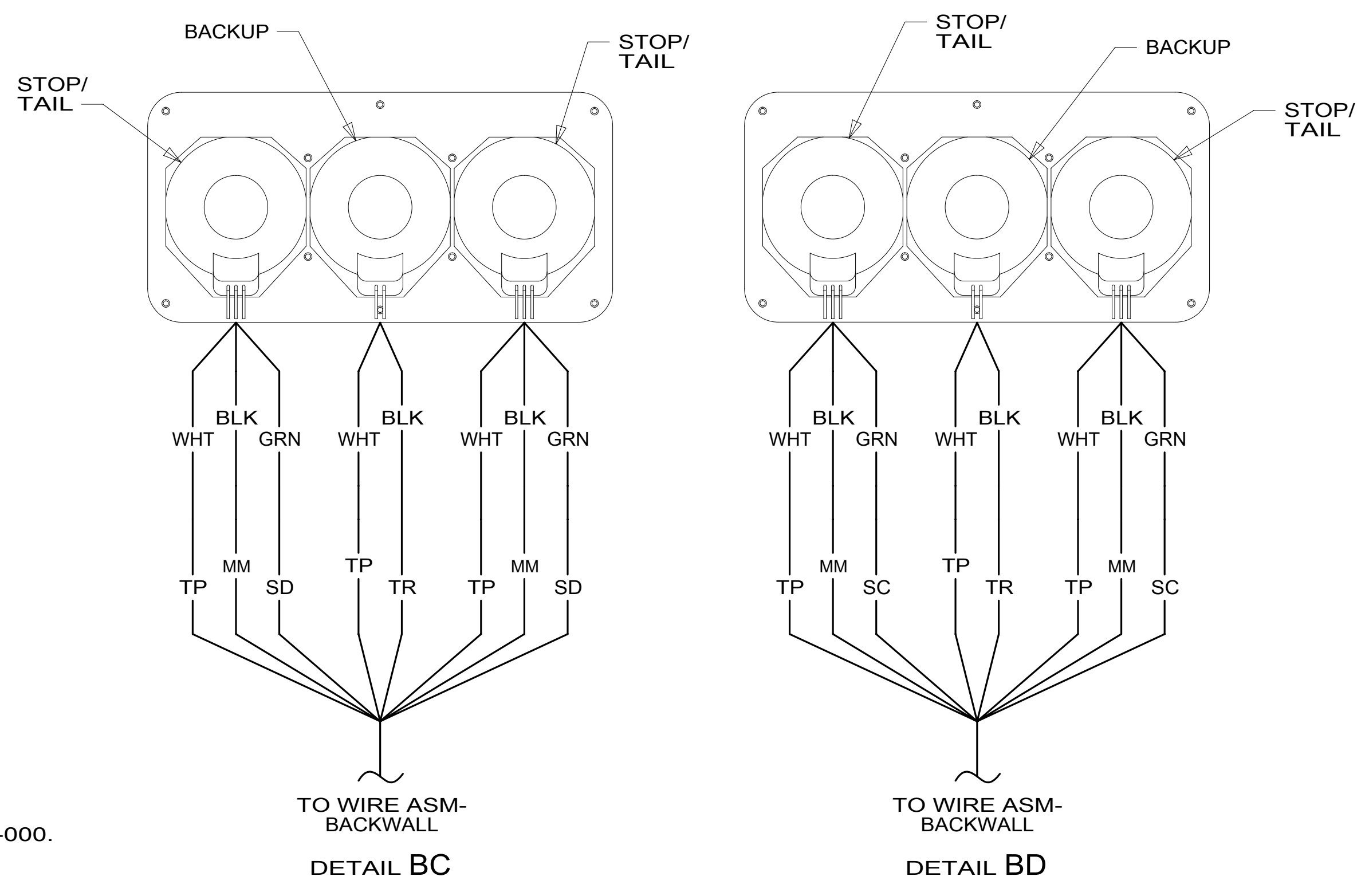
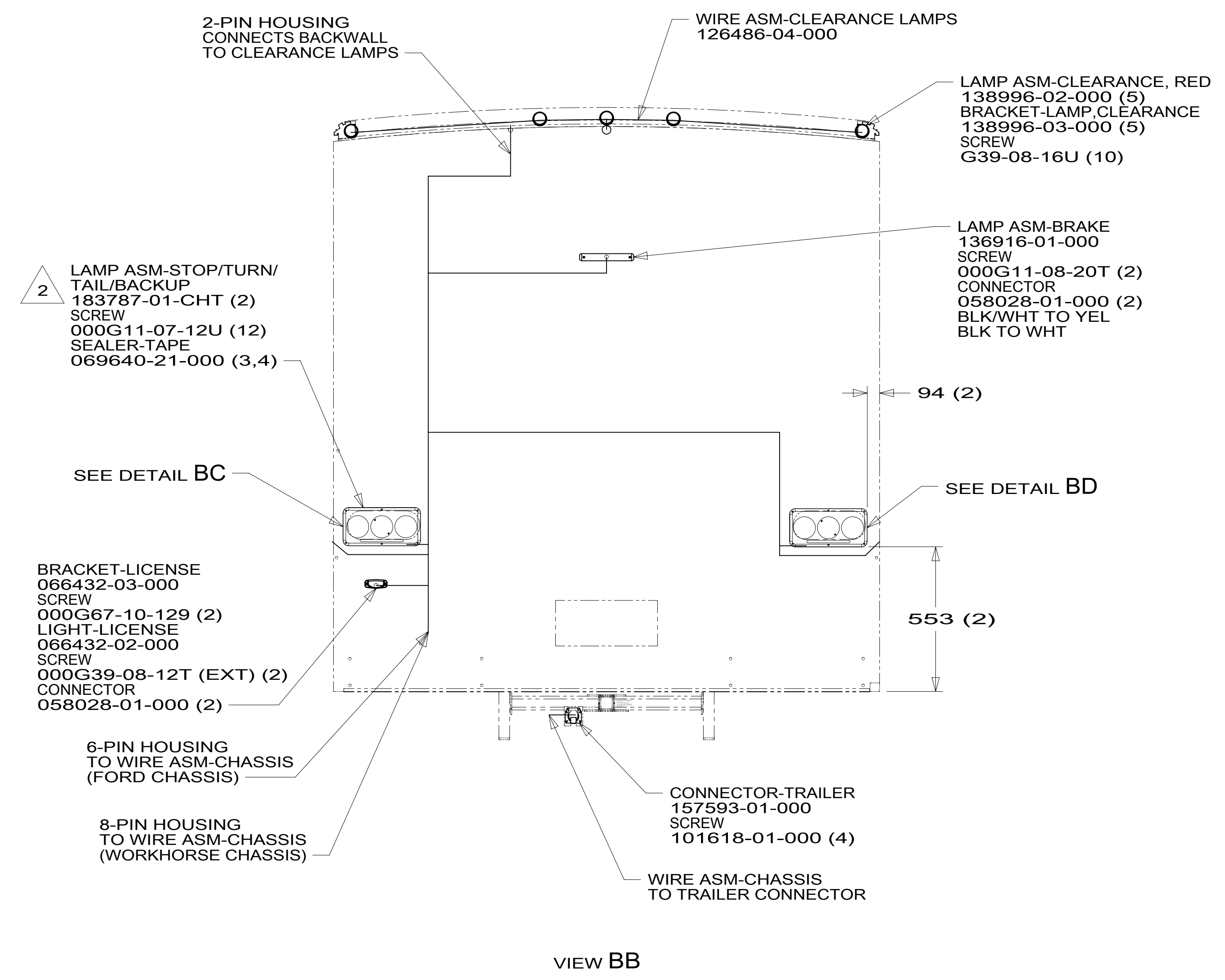
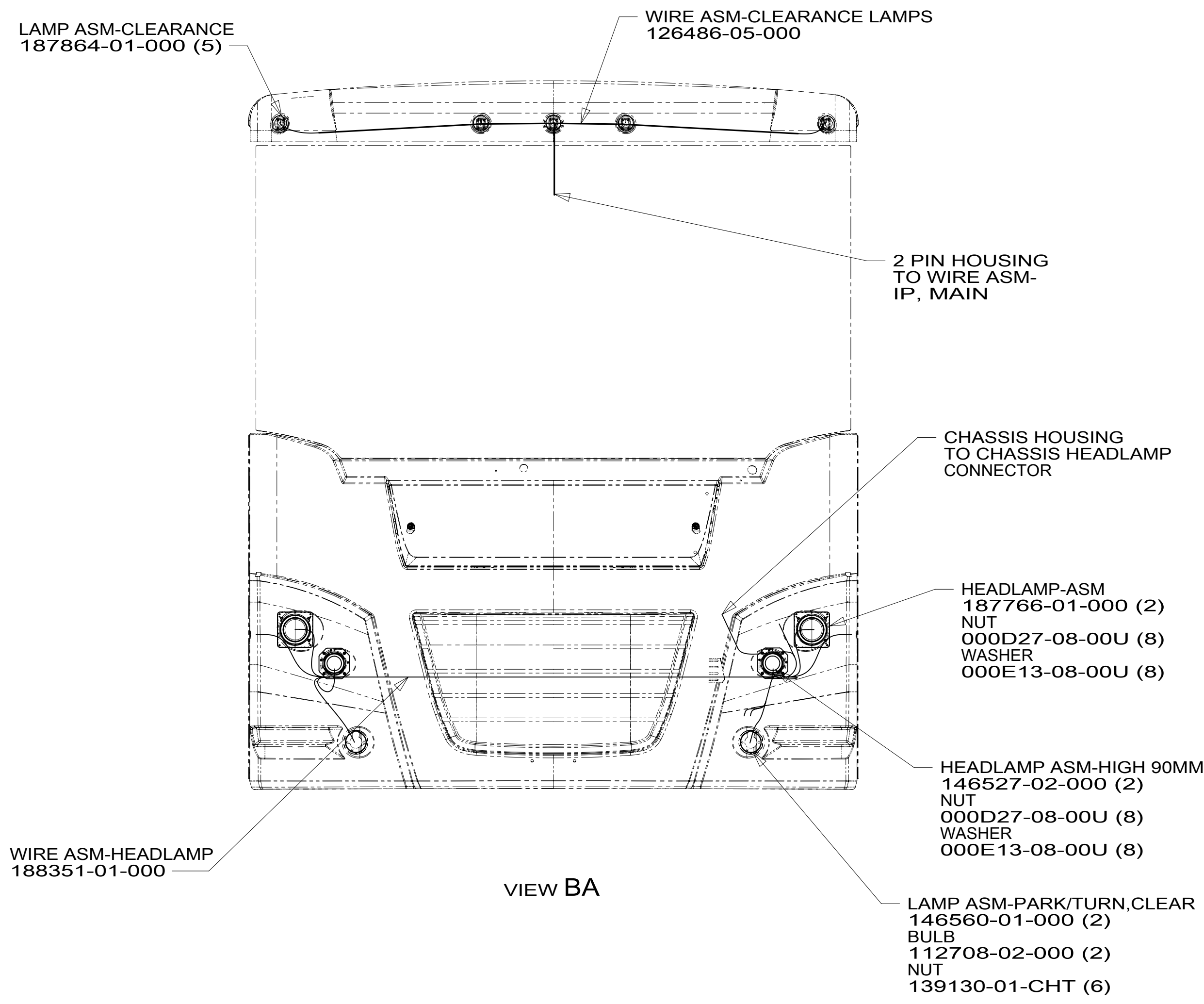
FOR ELECTRICAL CALLOUTS SEE DWG NO. 121339-01-000

DESCRIPTION:
WIRING INSTL-EXTERIOR LAMPS

SHEET: 1 OF 2 ITEM/PART NO.: 000173508 / 30014101000 REV:

8 7 6 5 4 3 2 1





2 TAIL LAMP TO BE INSTALLED WITH WIRES DOWN.

1. GATHER ALL EXCESS WIRE AFTER MAKING ALL CONNECTIONS AND BUNDLE AND SECURE WITH TIE-WIRE 008343-01-000 OR 093147-01-000.

NOTES:

FOR ELECTRICAL TORQUE SPECIFICATIONS SEE DWG NO. 128783-01-000

FOR ELECTRICAL CALLOUTS SEE DWG NO. 121339-01-000

265	CODES/STANDARDS-CSA/CMVSS
1B1	CODES/STANDARDS USA
1B1	265
DESCRIPTION: WIRING INSTL-EXTERIOR LAMPS	
SHEET: 2 OF 2	ITEM/PART NO: 000173508 / 30014101000
REV 19-Sep-2016	