

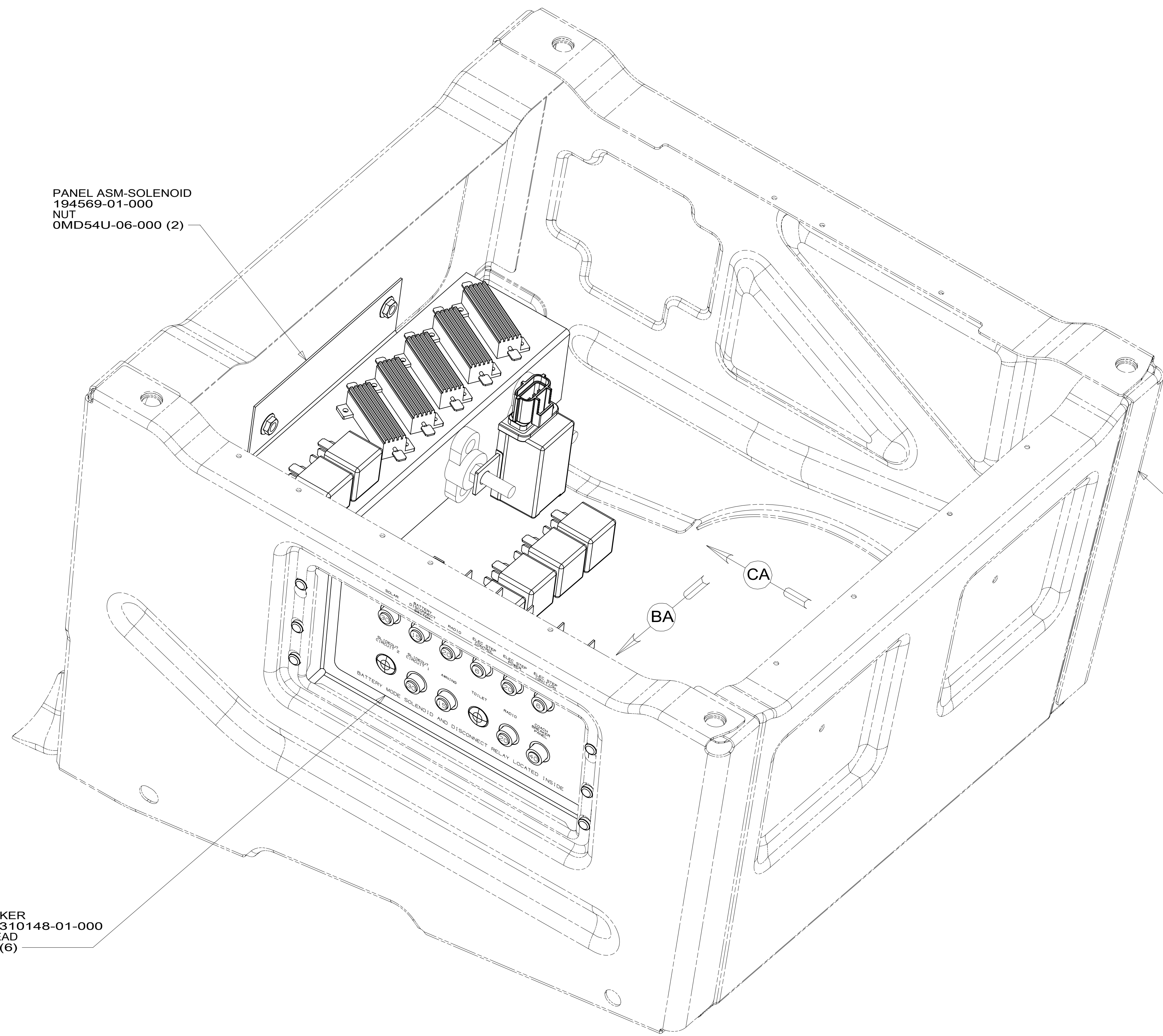
8 7 6 5 4 3 2 1

D
C
B
A

PANEL ASM-SOLENOID
194569-01-000
NUT
0MD54U-06-000 (2)

PASSENGER SIDE
SEAT PEDESTAL
(REF)

PANEL ASM-
CIRCUIT BREAKER
000002623 / 310148-01-000
SCREW-PAN,HEAD
G39-08-08U (6)



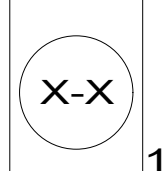
- 265 CODES/STANDARDS-CSA/CMVSS
- 1B1 CODES/STANDARDS USA
- 1B1 265



DSNR:		ALL DIMENSIONS ARE IN MILLIMETERS	
DIFFR:			
UNSPECIFIED TOLERANCES:		MATERIAL:	
WHOLE DIM (X)	3		
ONE-PLACE (X.X)	1.5		
TWO-PLACE (X.XX)	0.50		
ANGLE	1°		
REFER TO ES0018 FOR FASTENER TIGHTENING GUIDELINES		WEIGHT: (LBS)	FIRST USED:

FOR ELECTRICAL TORQUE SPECIFICATIONS SEE DWG NO. 128783-01-000

FOR ELECTRICAL CALLOUTS SEE DWG NO. 121339-01-000



CHASSIS ELECTRICAL BOX ASM

SHEET:	ITEM/PART NO.:	REV:
1 OF 3	000002622 / 31014701000	

8 7 6 5 4 3 2 1

8 7 6 5 4 3 2 1

D

D

C

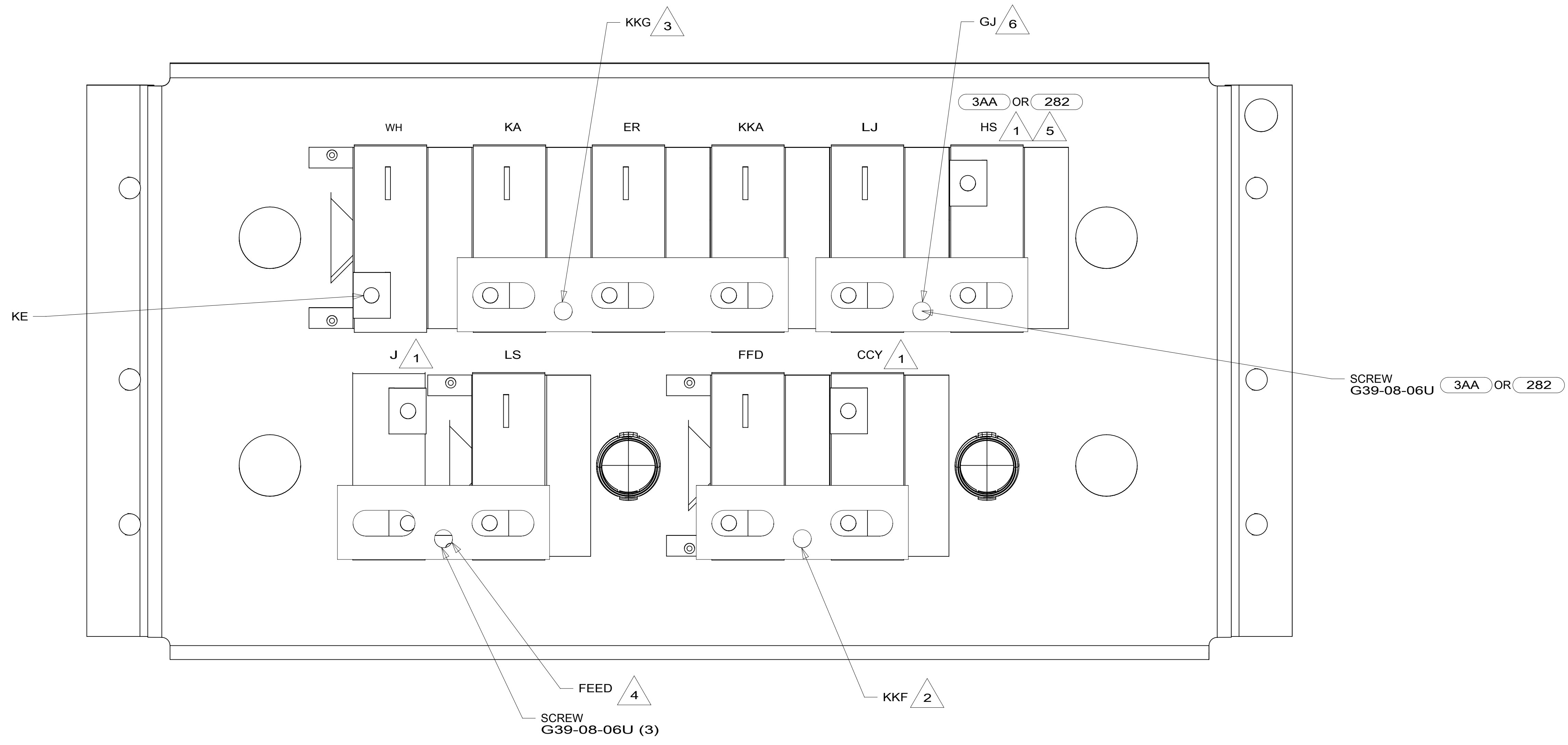
C

B

B

A

A



VIEW BA

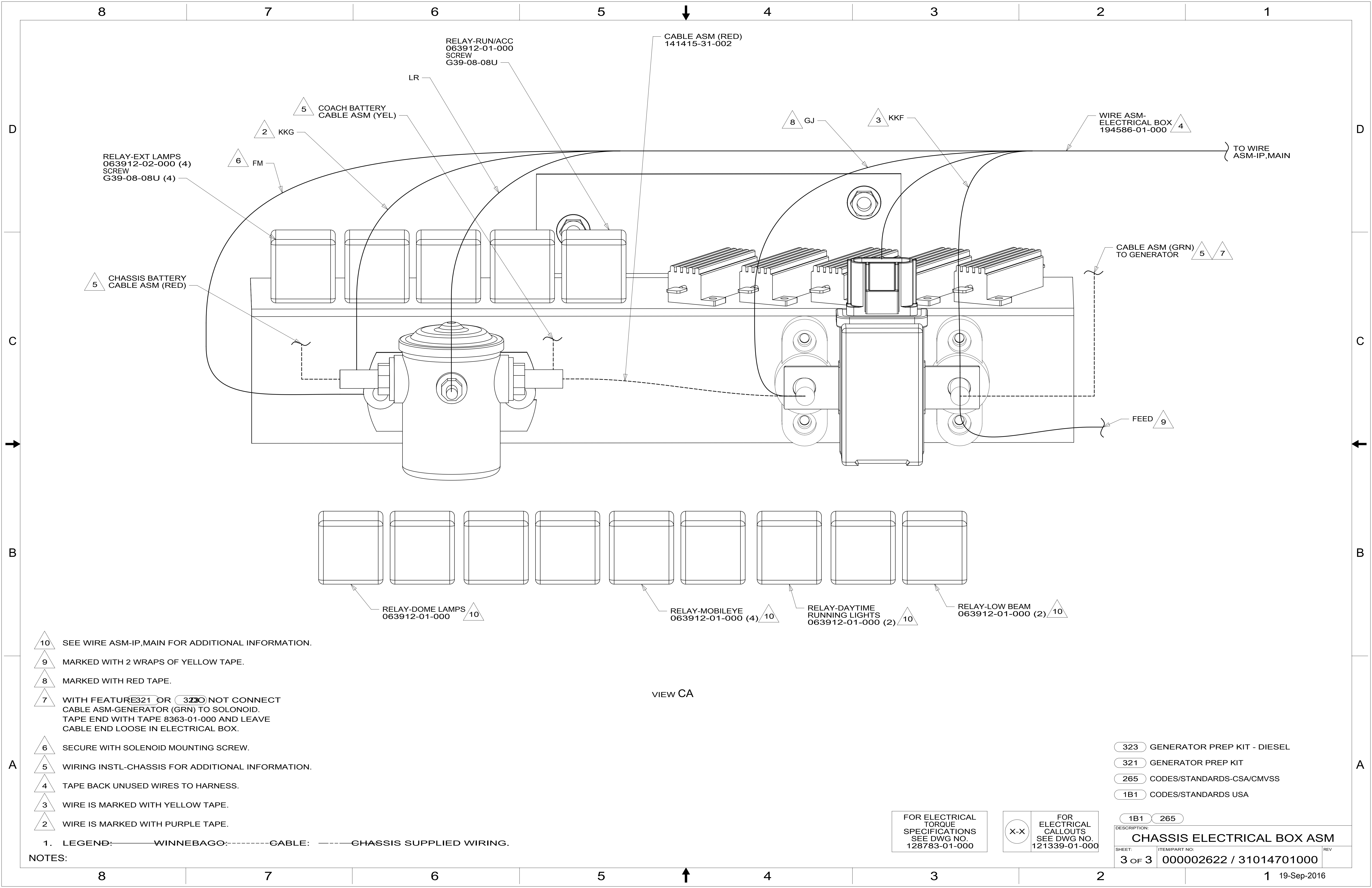
- NOTES:
- 7. TAPE BACK UNUSED WIRES TO HARNESS.
 - 6 MARKED WITH RED TAPE.
 - 5 MARKED WITH WHITE TAPE.
 - 4 MARKED WITH 2 WRAPS OF YELLOW TAPE.
 - 3 MARKED WITH PURPLE TAPE.
 - 2 MARKED WITH YELLOW TAPE.
 - 1 CIRCUIT FROM WIRE ASM-CHASSIS.

- 282 SOLAR PANEL - 100 WATT
- 3AA SOLAR PANEL/BATT CHARGER SYS
- 265 CODES/STANDARDS-CSA/CMVSS
- 1B1 CODES/STANDARDS USA

FOR ELECTRICAL TORQUE SPECIFICATIONS SEE DWG NO. 128783-01-000

FOR ELECTRICAL CALLOUTS SEE DWG NO. 121339-01-000

DESCRIPTION:	
1B1 265	
CHASSIS ELECTRICAL BOX ASM	
SHEET:	ITEM/PART NO. REV
2 OF 3	000002622 / 31014701000



RELAY-EXT LAMPS
063912-02-000 (4)
SCREW
G39-08-08U (4)

RELAY-RUN/ACC
063912-01-000
SCREW
G39-08-08U

CABLE ASM (RED)
141415-31-002

WIRE ASM-
ELECTRICAL BOX
194586-01-000

CHASSIS BATTERY
CABLE ASM (RED)

CABLE ASM (GRN)
TO GENERATOR

RELAY-DOME LAMPS
063912-01-000

RELAY-MOBILEYE
063912-01-000 (4)

RELAY-DAYTIME
RUNNING LIGHTS
063912-01-000 (2)

RELAY-LOW BEAM
063912-01-000 (2)

- 10 SEE WIRE ASM-IP,MAIN FOR ADDITIONAL INFORMATION.
- 9 MARKED WITH 2 WRAPS OF YELLOW TAPE.
- 8 MARKED WITH RED TAPE.
- 7 WITH FEATURE 321 OR 323 NOT CONNECT CABLE ASM-GENERATOR (GRN) TO SOLENOID. TAPE END WITH TAPE 8363-01-000 AND LEAVE CABLE END LOOSE IN ELECTRICAL BOX.
- 6 SECURE WITH SOLENOID MOUNTING SCREW.
- 5 WIRING INSTL-CHASSIS FOR ADDITIONAL INFORMATION.
- 4 TAPE BACK UNUSED WIRES TO HARNESS.
- 3 WIRE IS MARKED WITH YELLOW TAPE.
- 2 WIRE IS MARKED WITH PURPLE TAPE.

1. LEGEND: — WINNEBAGO: - - - - - CABLE: - - - - - CHASSIS SUPPLIED WIRING.

VIEW CA

FOR ELECTRICAL
TORQUE
SPECIFICATIONS
SEE DWG NO.
128783-01-000

FOR
ELECTRICAL
CALLOUTS
SEE DWG NO.
121339-01-000

- 323 GENERATOR PREP KIT - DIESEL
- 321 GENERATOR PREP KIT
- 265 CODES/STANDARDS-CSA/CMVSS
- 1B1 CODES/STANDARDS USA

DESCRIPTION: CHASSIS ELECTRICAL BOX ASM	
SHEET: 3 OF 3	ITEM/PART NO: 000002622 / 31014701000
REV	