

8 7 6 5 4 3 2 1

D

D

C

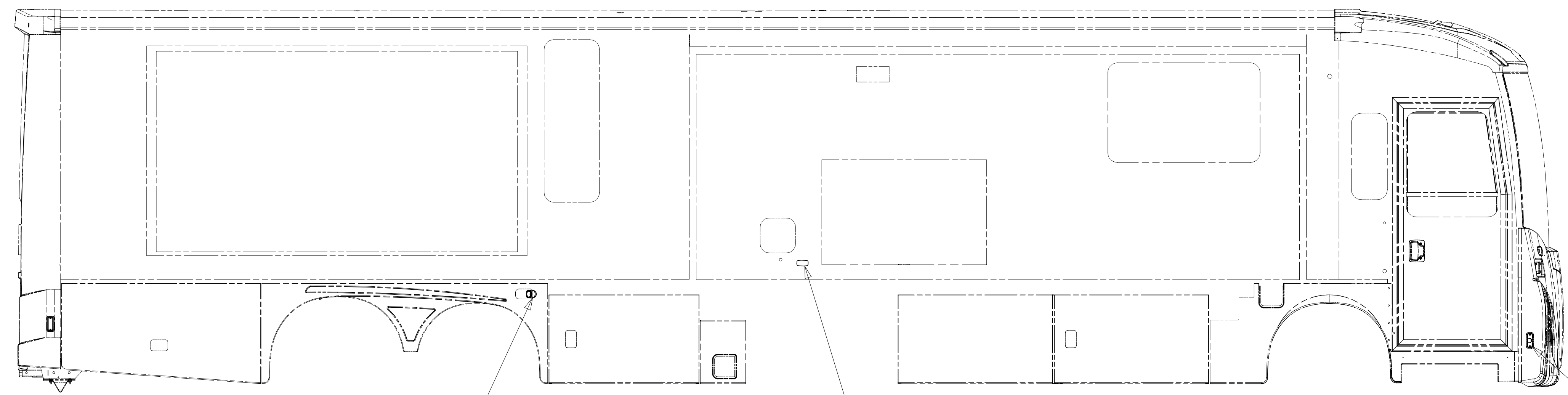
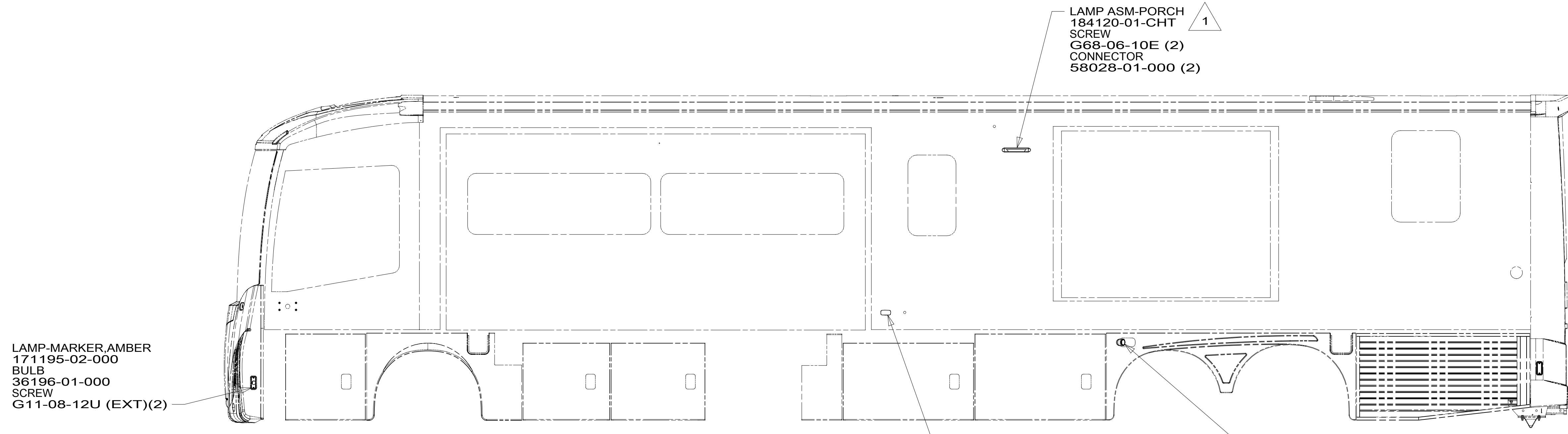
C

B


B

A

A



- 265 CODES/STANDARDS-CSA/CMVSS
- 1B1 CODES/STANDARDS USA
- 1B1 265



DSNR:	ALL DIMENSIONS ARE IN MILLIMETERS	
DFFR:	MATERIAL:	
UNSPECIFIED TOLERANCES:	WEIGHT: (LBS)	FIRST USED:
WHOLE DIM (X) ±		
ONE-PLACE (X.X) ±		
TWO-PLACE (X.XX) ±		
ANGLE ±		

REFER TO ES0018 FOR FASTENER TIGHTENING GUIDELINES

**WIRING INSTL-EXTERIOR LAMPS**

SHEET: 1 OF 3 ITEM/PART NO: 000002219 / 30011401000 REF: 1 06-Jan-2017

- NOTES:
- REMOVE AND REINSTALL AFTER PAINT.
  - INSTALL AFTER PAINT.

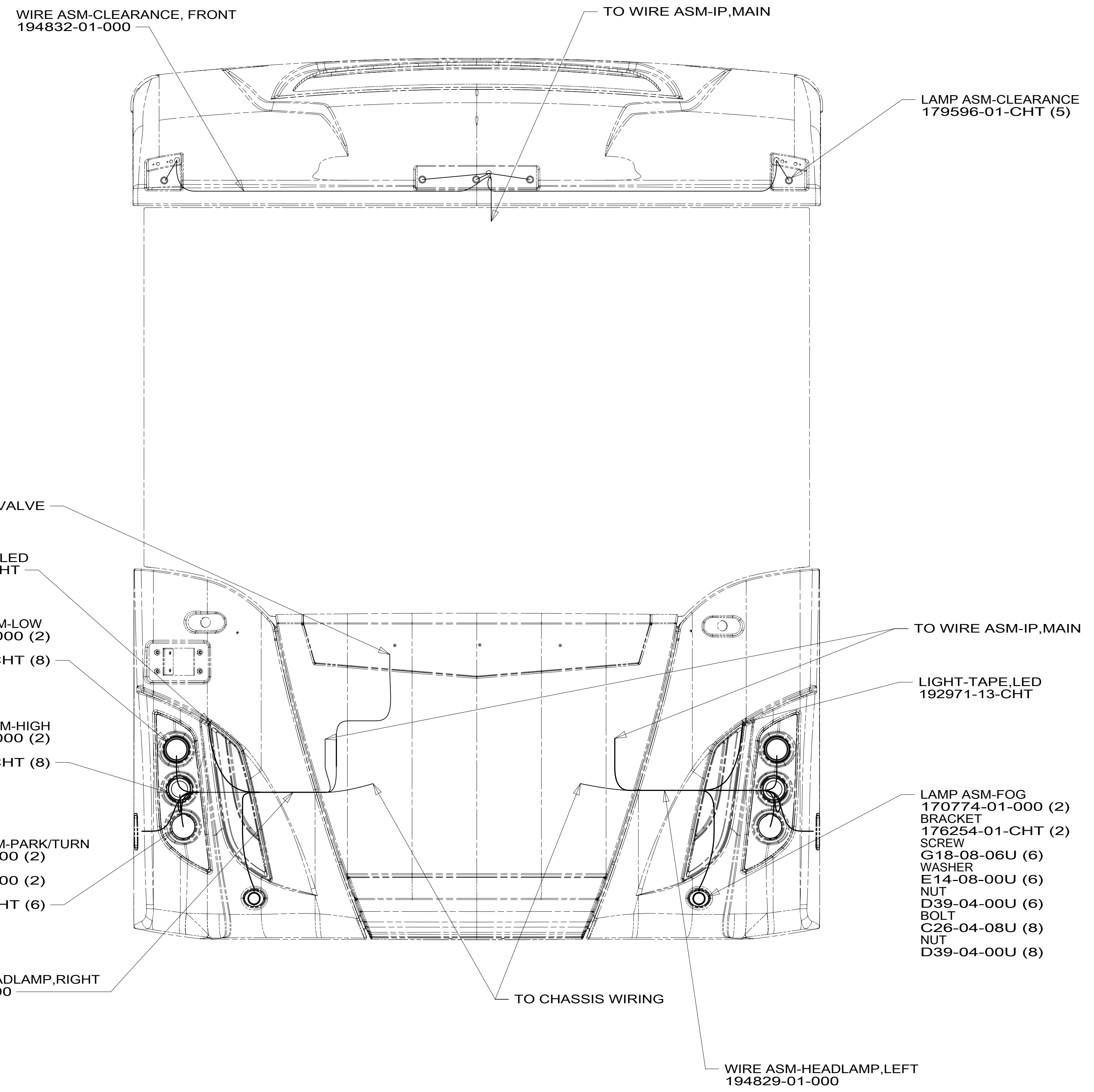
FOR ELECTRICAL TORQUE SPECIFICATIONS SEE DWG NO. 128783-01-000

FOR ELECTRICAL CALLOUTS SEE DWG NO. 121339-01-000

8 7 6 5 4 3 2 1

8 7 6 5 4 3 2 1

D  
C  
B  
A



- 2 THE 2 PIN HOUSING WITH CIRCUITS NB & DDM, FOR THE RIGHT SIDE, AND NB & DDL FOR THE LEFT SIDE IS TO BE PLUGGED INTO THE INBOARD HIGH BEAM HEADLAMP.
- 1 THE 2 PIN HOUSING WITH CIRCUITS NA & DDM, FOR THE RIGHT SIDE, AND NA & DDL FOR THE LEFT SIDE IS TO BE PLUGGED INTO THE OUTBOARD LOW BEAM HEADLAMP.

NOTES:

265 CODES/STANDARDS-CSA/CMVSS  
 1B1 CODES/STANDARDS USA

FOR ELECTRICAL TORQUE SPECIFICATIONS SEE DWG NO. 128783-01-000

FOR ELECTRICAL CALLOUTS SEE DWG NO. 121339-01-000

DESCRIPTION:	
1B1 265	
<b>WIRING INSTL-EXTERIOR LAMPS</b>	
SHEET:	ITEM/PART NO. REV
2 OF 3	000002219 / 30011401000

8 7 6 5 4 3 2 1 06-Jan-2017

8 7 6 5 4 3 2 1

D

D

C

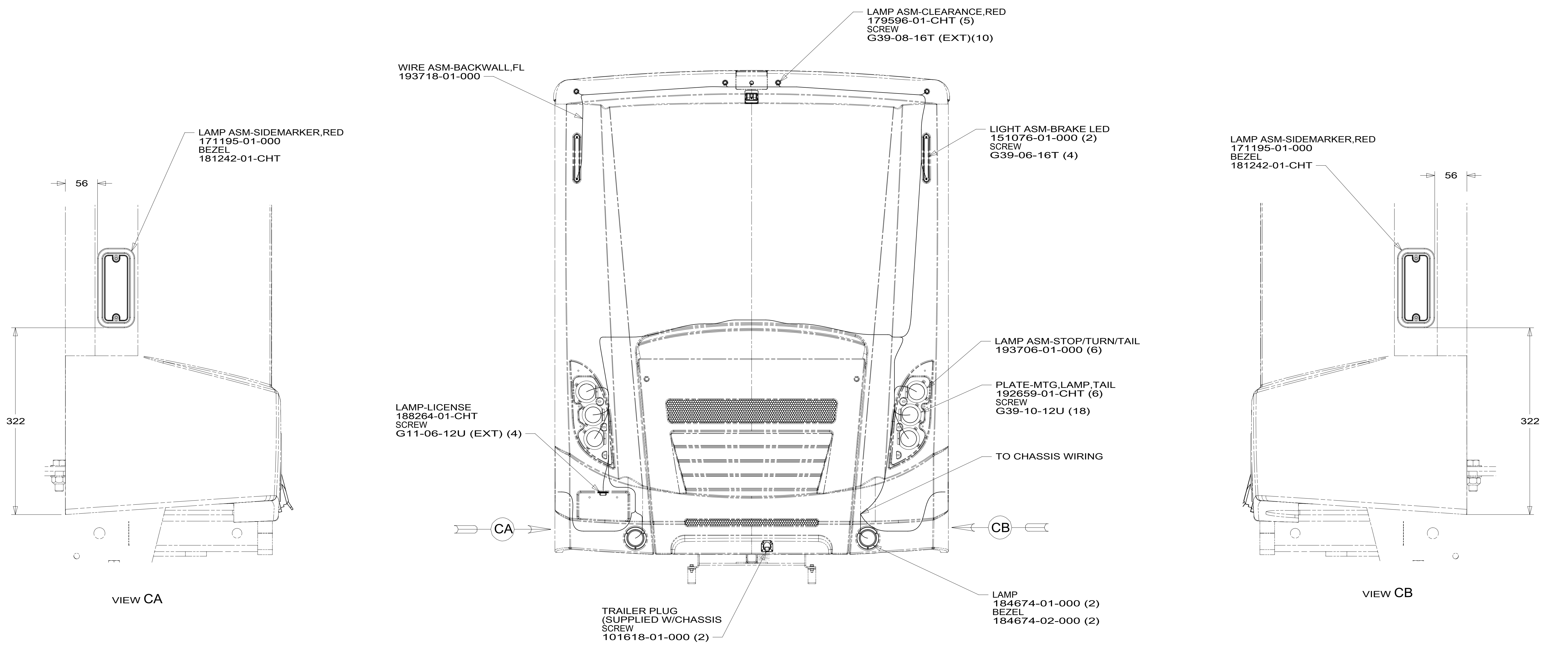
C

B

B

A

A



WIRE ASM-BACKWALL, FL  
193718-01-000

LAMP ASM-CLEARANCE, RED  
179596-01-CHT (5)  
SCREW  
G39-08-16T (EXT)(10)

LAMP ASM-SIDEMARKER, RED  
171195-01-000  
BEZEL  
181242-01-CHT

LIGHT ASM-BRAKE LED  
151076-01-000 (2)  
SCREW  
G39-06-16T (4)

LAMP ASM-SIDEMARKER, RED  
171195-01-000  
BEZEL  
181242-01-CHT

LAMP ASM-STOP/TURN/TAIL  
193706-01-000 (6)

LAMP-LICENSE  
188264-01-CHT  
SCREW  
G11-06-12U (EXT) (4)

PLATE-MTG. LAMP, TAIL  
192659-01-CHT (6)  
SCREW  
G39-10-12U (18)

TO CHASSIS WIRING

CA

CB

TRAILER PLUG  
(SUPPLIED W/CHASSIS  
SCREW  
101618-01-000 (2)

LAMP  
184674-01-000 (2)  
BEZEL  
184674-02-000 (2)

VIEW CA

VIEW CB

265 CODES/STANDARDS-CSA/CMVSS  
1B1 CODES/STANDARDS USA

FOR ELECTRICAL  
TORQUE  
SPECIFICATIONS  
SEE DWG NO.  
128783-01-000

X-X  
FOR  
ELECTRICAL  
CALLOUTS  
SEE DWG NO.  
121339-01-000

DESCRIPTION:	1B1 265
<b>WIRING INSTL-EXTERIOR LAMPS</b>	
SHEET:	ITEM/PART NO:
3 OF 3	000002219 / 30011401000
REV	

8 7 6 5 4 3 2 1 06-Jan-2017