



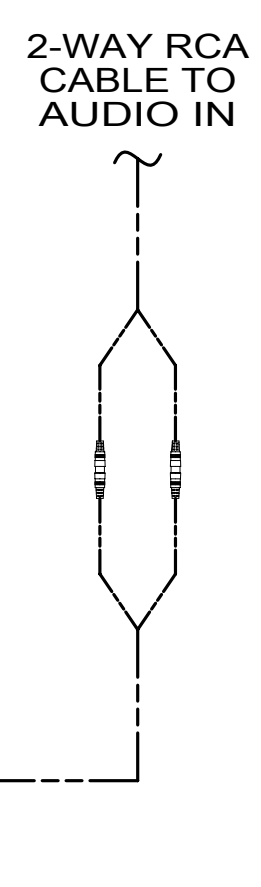
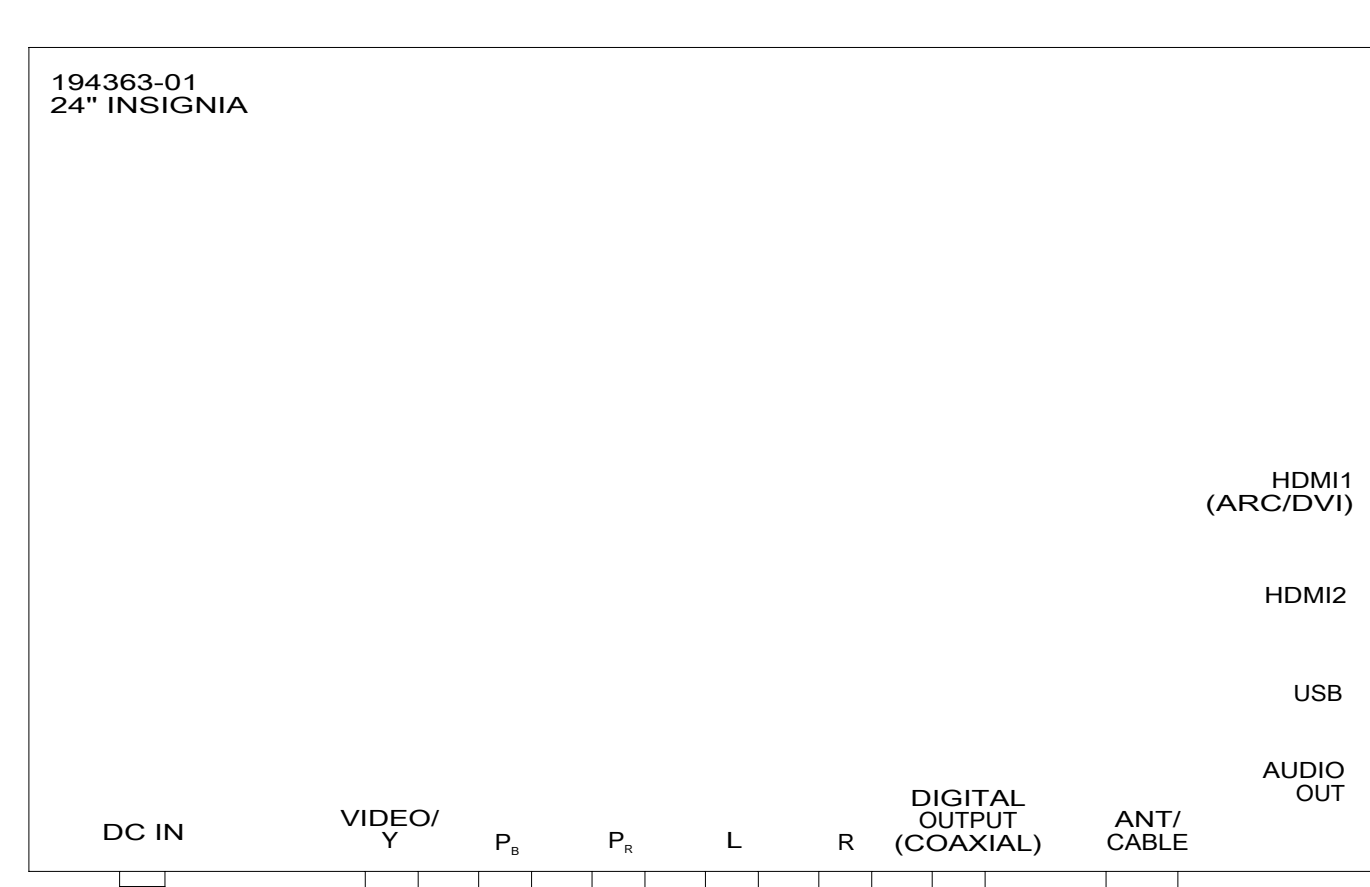
DANGER

Danger of electrical shock, burns or death. Always remove all power sources before attempting any repair, service or diagnostic work. Power can be present from shore power, generator, inverter or battery. All power sources must be disabled and secured before performing any service.



CAUTION

If you lack the skills, tools or equipment to perform diagnostic or repair work leave such work to an authorized Winnebago Industries dealer or other qualified shop.



- TV-24" FLAT PANEL DLED.HDTV 194363-01-000
- CABLE-AUDIO 1/8" TO RCA 160574-01-000
- BRKT ASM-MNTNG, TV,24"INSIGN 302577-01-CHT
- SCREW OMG02U-04-012 (4)
- WASHER OME02U-04-071 (4)
- NUT 000D28-10-00U (4)
- WASHER 000E13-10-00U (4)
- CORD-POWER,12VDC 191991-01-000
- TAPE 076322-21-000 (300 MM)
- ADAPTOR-COAX 90° 176986-01-000
- COVER-WIRE 180129-01-CHT

- SPEAKER 160868-01-CHT
- GRILL 160868-02-CHT
- SCREW G11-08-08U (4)

LED-2
6

- WIRE ASM-OVHD 179177-01-000
- SUPPORT-DIMMER SWITCH 180743-02-CHT

- 076322-21-000 (300 MM)
- ADAPTOR-COAX 90° 176986-01-000
- COVER-WIRE 180129-01-CHT

SWITCH
DETAIL CG

WALLPLATE 179004-02-CHT
DETAIL BD

- SPEAKER 160868-01-CHT (2)
- GRILL 160868-02-CHT (2)
- SCREW G11-08-08U (8)

READ-5

SWITCH
DETAIL CF

BA

- WIRE ASM-OVHD,DINETTE 167061-01-000

SWITCH-SOFA 136118-01-000

- RCP-12V 132958-01-000
- DETAIL BE

- WIRE ASM-COACH,LEFT 185962-01-000

- CONVERTER 184353-01-000
- SCREW G67-10-12U (3)
- DETAIL CL

LOAD CENTER (REFERENCE)
DETAIL CM

- SWITCH-WATER PUMP 108357-15-000
- ACTUATOR 108356-23-CHT

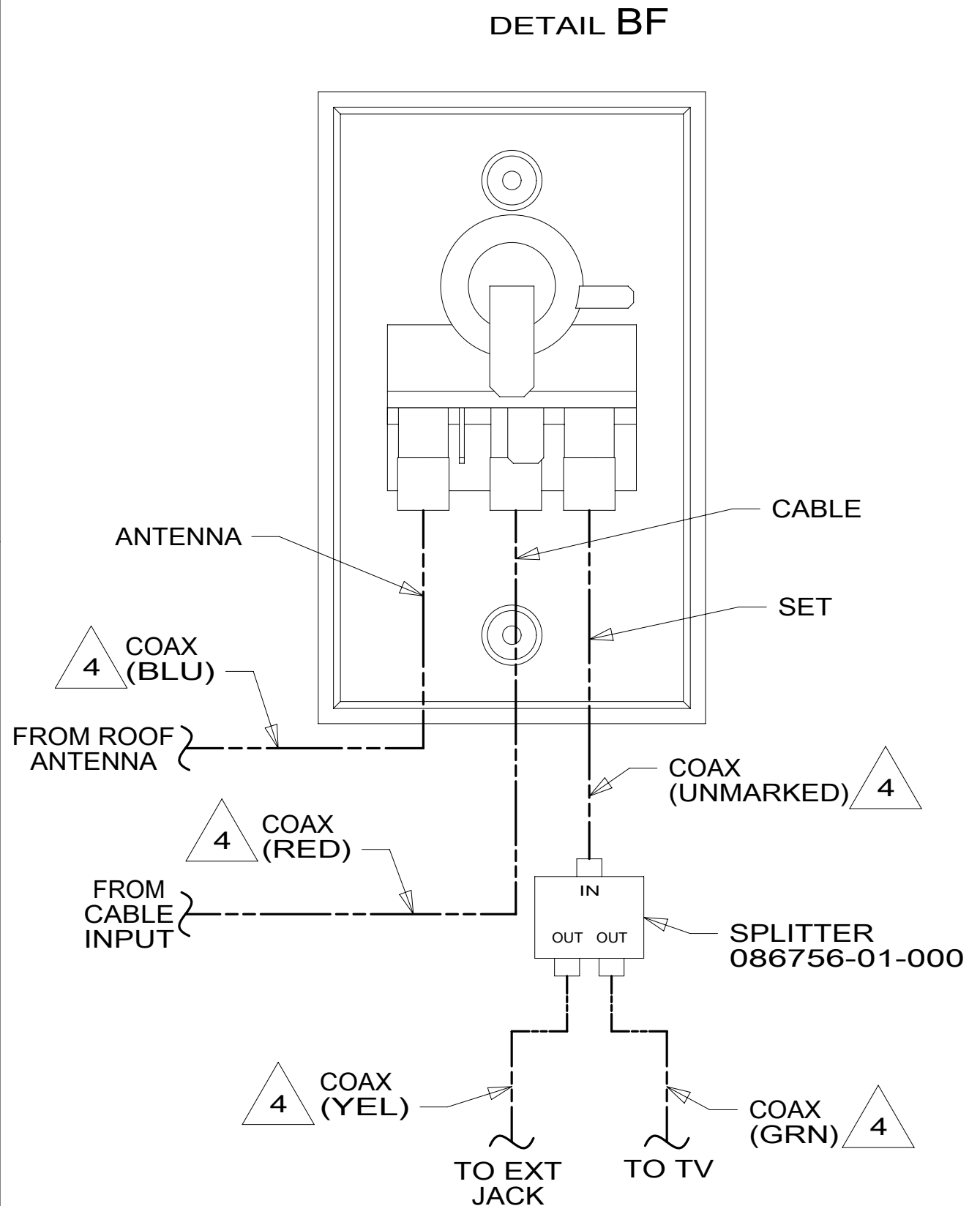
- SWITCH-DRAIN PUMP 108357-09-000
- ACTUATOR 108356-27-CHT
- SWITCH-BLANK 096241-03-000

- COAX (RED) ADAPTOR-COAX 82134-01-000
- NUT 82136-01-000
- LABEL 87236-01-000

4 PIN HSG TO WATER HEATER

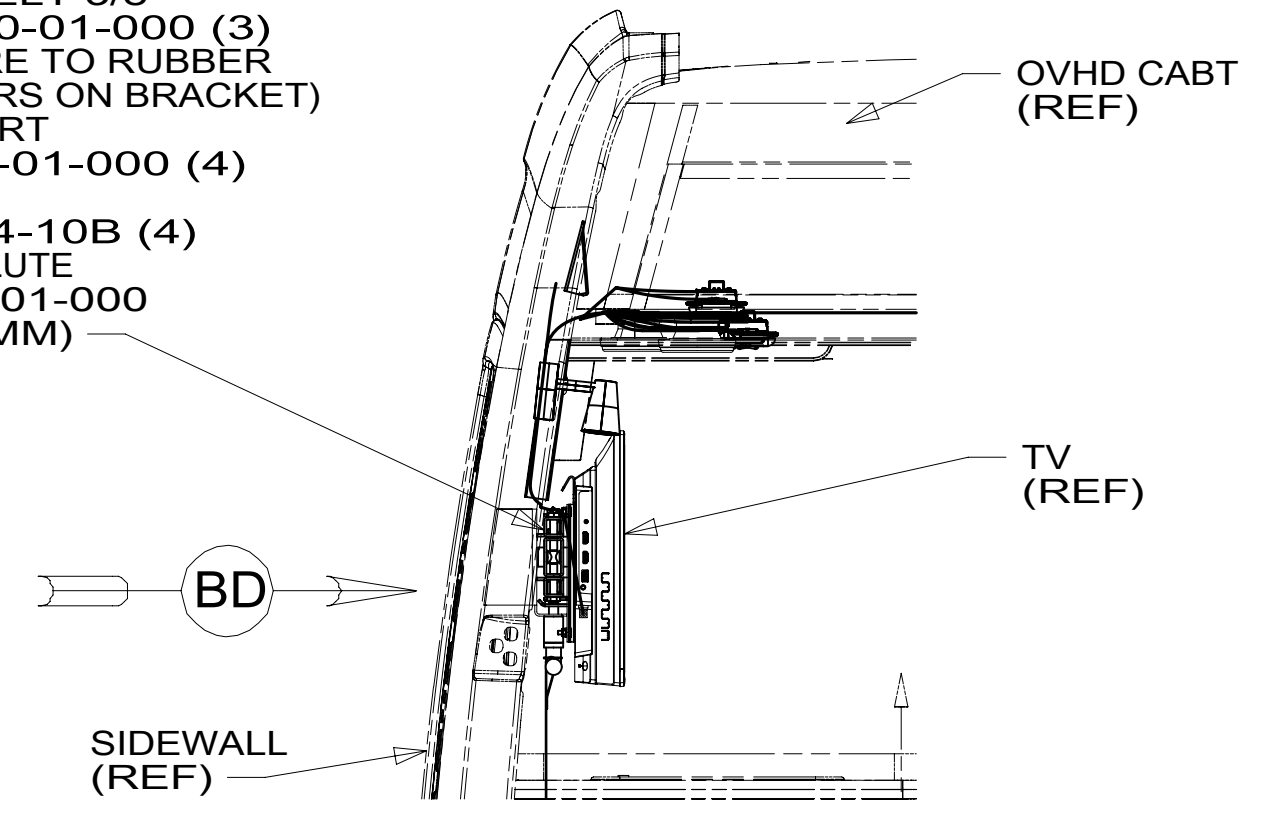
TO REFRIGERATOR

TO FURNACE

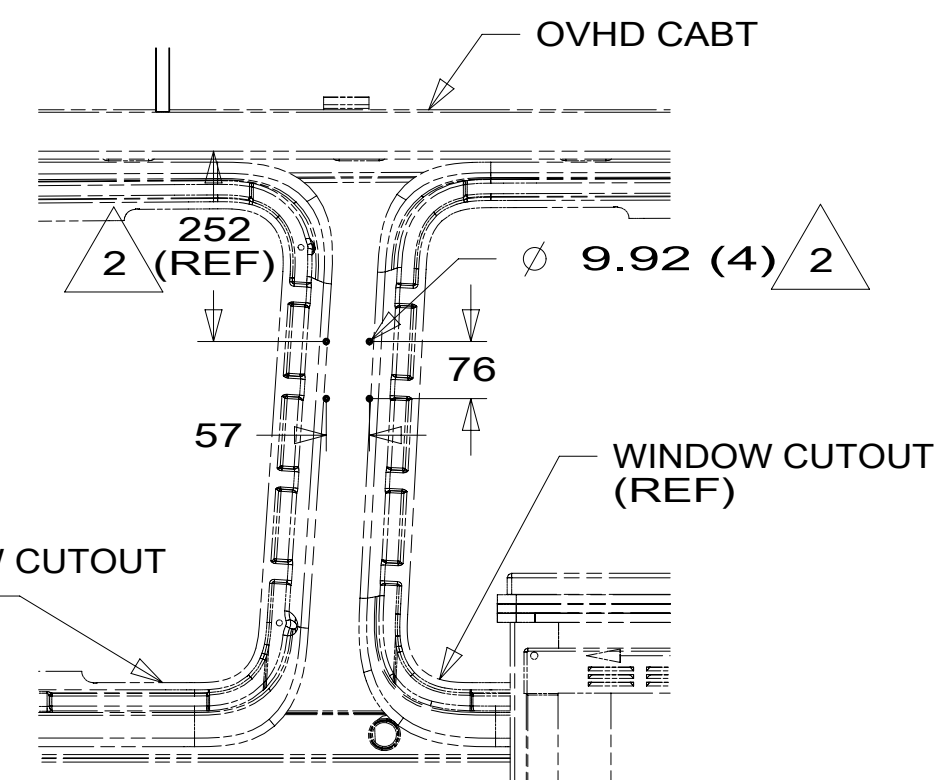


DETAIL BD

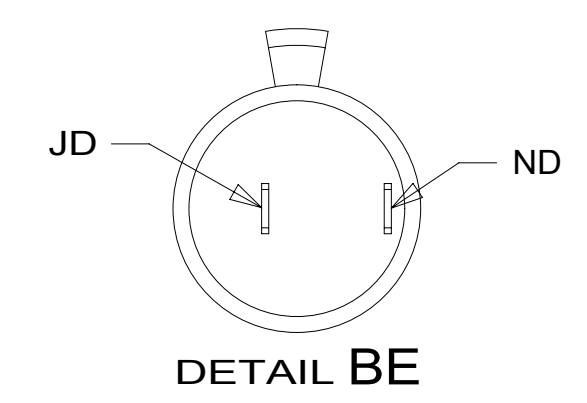
- BRACKET-TV SWING MOUNT 179241-02-CHT
- PAD-FELT 3/8 023320-01-000 (3)
- (ADHERE TO RUBBER BUMPERS ON BRACKET)
- NUT-SERT 39715-01-000 (4)
- BOLT C26-04-10B (4)
- CONVOLUTE 41953-01-000 (1200 MM)



VIEW BA



VIEW BB 11U



DETAIL BE

- 7 CLEAN AND APPLY ADHESIVE PROMOTER 087211-01-000 TO BONDED SURFACES.
- 6 WITHOUT 029
- 5 MOUNTED IN EXTERIOR SERVICE CENTER.
- 4 COAX IS PART OF WIRE ASM-OVHD.
- 3 COVER ALL WIRES AND CABLES WITH CONVOLUTED TUBING. SECURE TO TV BRACKET SO THAT WIRES AND CABLES DO NOT BECOME PINCHED.
- 2 LOCATE HOLES TO MATCH PANEL ASM-VERTICAL.

- 1. AT MINIMUM ALL WIRES TO BE SUPPORTED AND SECURED PER CODE REQUIREMENTS. USE CLAMP 10495 OR 10497 OR WIRE TIE 8343 OR 108046 AND SCREW G67-XX-XXX OR G56-XX-XXX AS APPROPRIATE FOR INSTALLATION.

NOTES:

- 029 CHINESE CHASSIS, GAS
- 11U TV-22"DC,LCD,STEREO/CD/DVD
- 265 CODES/STANDARDS-CSA/CMVSS
- 1B1 CODES/STANDARDS USA

1B1 265

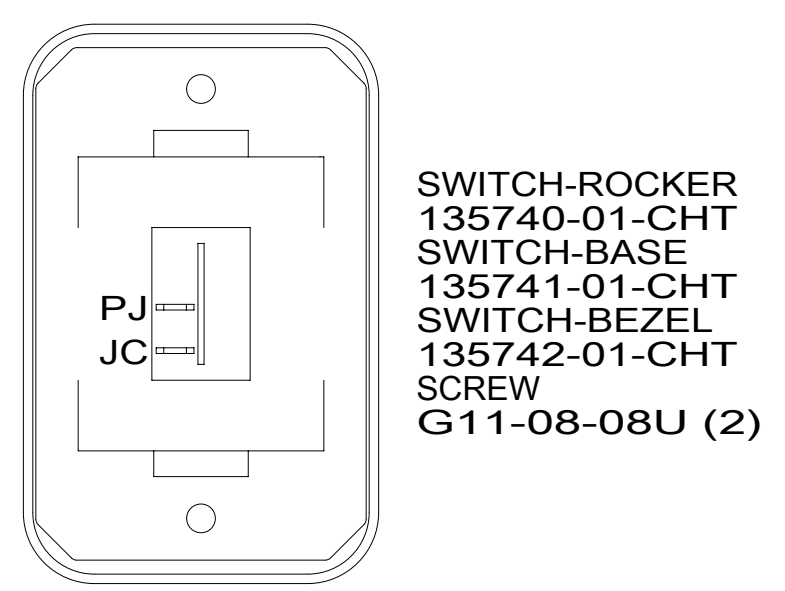
FIRST USED		15 170X	
DO NOT SCALE DRAWING			
TITLE: WIRING INSTL-BODY, 12V			
SHEET 2	PART NO	190242	REV

FOR ELECTRICAL TORQUE SPECIFICATIONS SEE DWG NO. 128783-01-000

FOR ELECTRICAL CALLOUTS SEE DWG NO. 121339-01-000

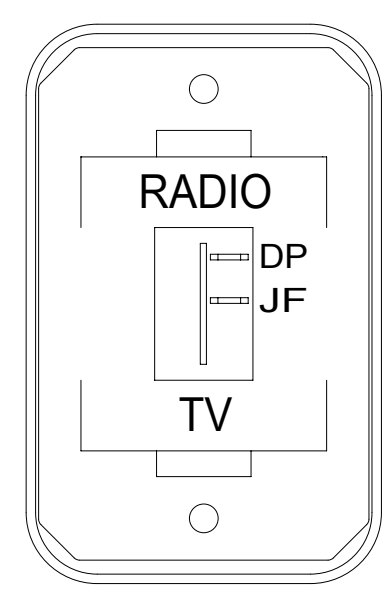
X-X

*190242



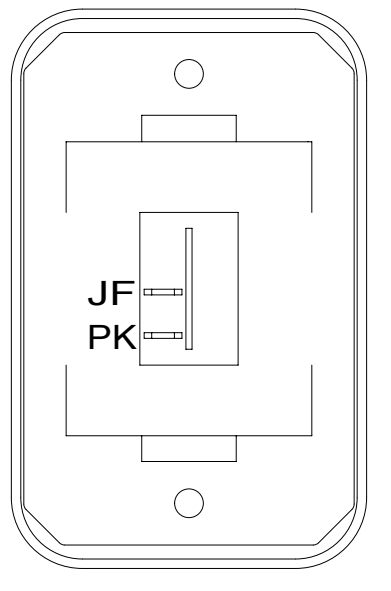
SWITCH-ROCKER
135740-01-CHT
SWITCH-BASE
135741-01-CHT
SWITCH-BEZEL
135742-01-CHT
SCREW
G11-08-08U (2)

DETAIL CA



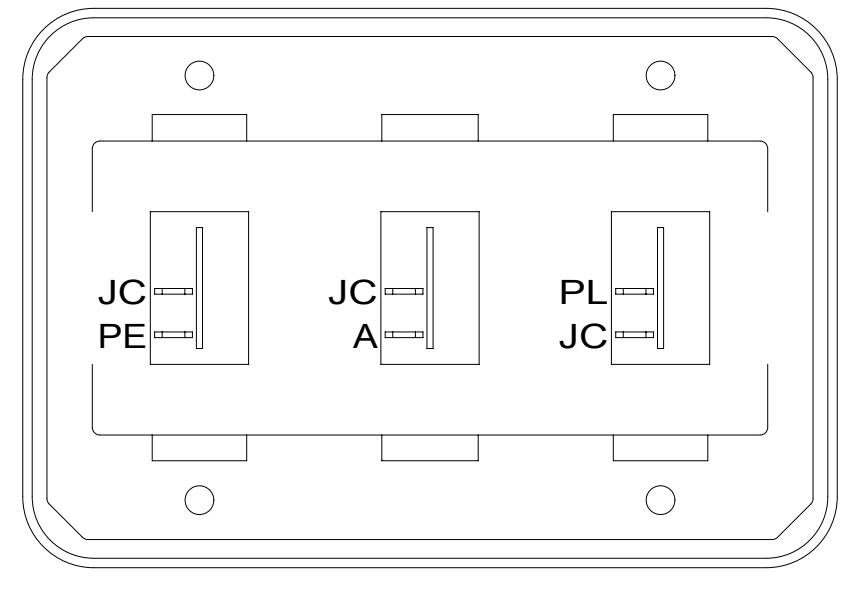
SWITCH-ROCKER
135740-01-CHT
SWITCH-BASE
135741-01-CHT
SWITCH-BEZEL
135742-40-CHT
SCREW
G11-08-08U (2)

DETAIL CE



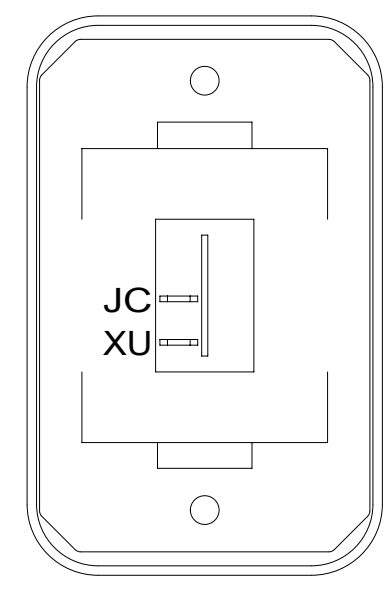
SWITCH-ROCKER
135740-01-CHT
SWITCH-BASE
135741-01-CHT
SWITCH-BEZEL
135742-01-CHT
SCREW
G11-08-08U (2)

DETAIL CJ



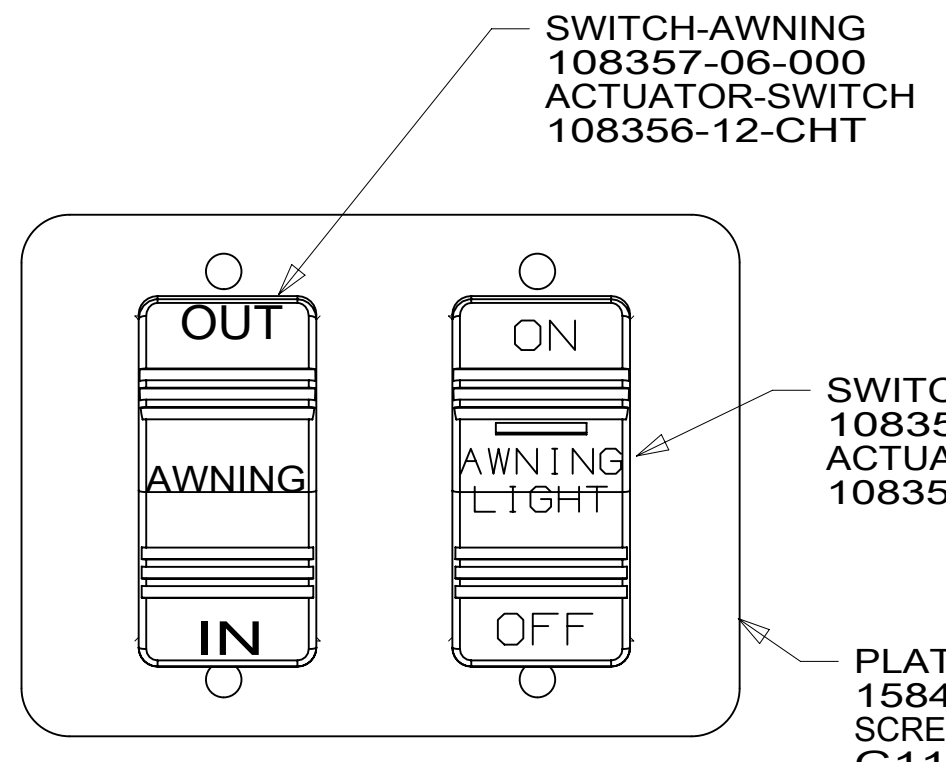
SWITCH-ROCKER
135740-01-CHT (3)
SWITCH-BASE
135741-03-CHT
SWITCH-BEZEL
135742-03-CHT
SCREW
G11-08-08U (4)

DETAIL CB



SWITCH-ROCKER
135740-01-CHT
SWITCH-BASE
135741-01-CHT
SWITCH-BEZEL
135742-01-CHT
SCREW
G11-08-08U (2)

DETAIL CF

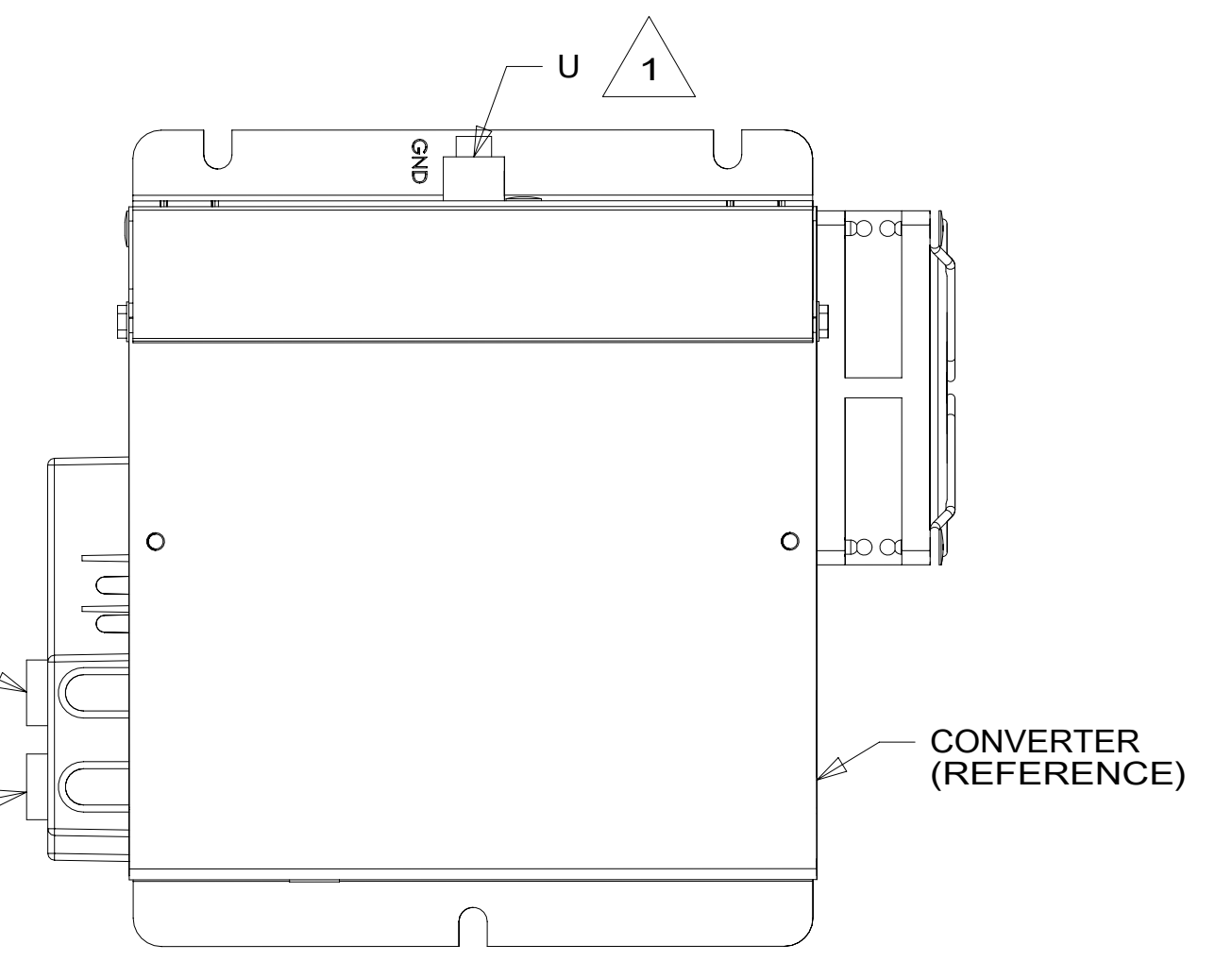


SWITCH-AWNING
108357-06-000
ACTUATOR-SWITCH
108356-12-CHT

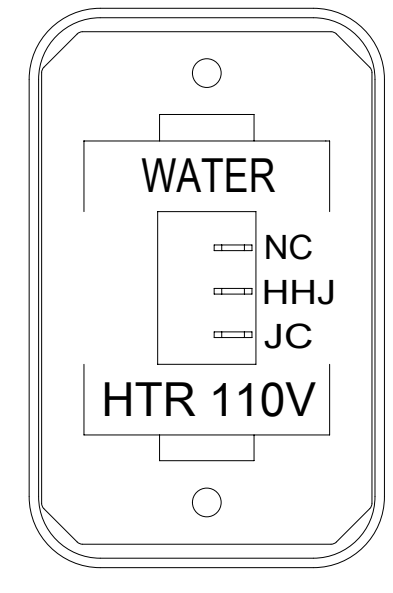
SWITCH-AWNING LIGHT
108357-14-000
ACTUATOR-SWITCH
108356-28-CHT

PLATE-SWITCH
158431-17-CHT
SCREW
G11-06-10U (4)

DETAIL CK

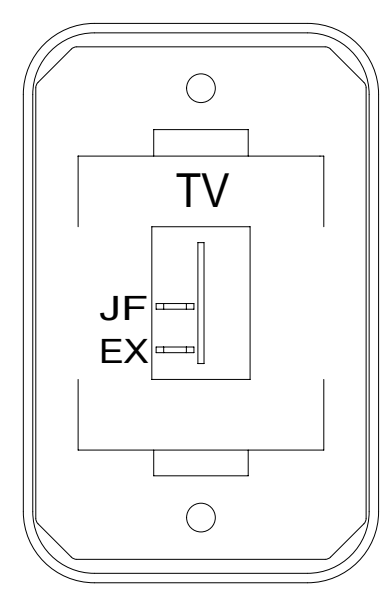


DETAIL CL



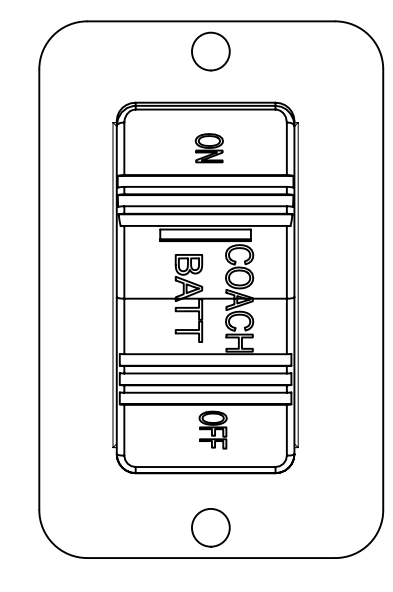
SWITCH-ROCKER
135740-06-CHT
SWITCH-BASE
135741-01-CHT
SWITCH-BEZEL
135742-35-CHT
SCREW
G11-08-08U (2)

DETAIL CC



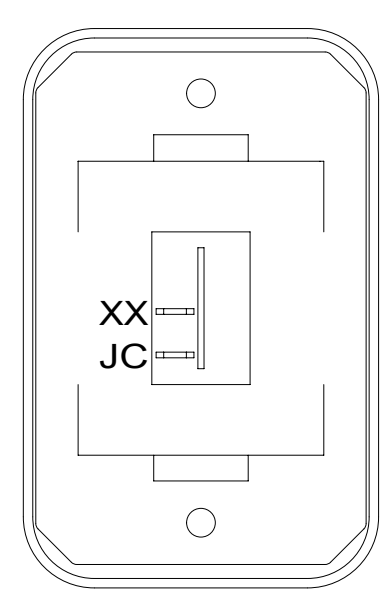
SWITCH-ROCKER
135740-01-CHT
SWITCH-BASE
135741-01-CHT
SWITCH-BEZEL
135742-45-CHT
SCREW
G11-08-08U (2)

DETAIL CG



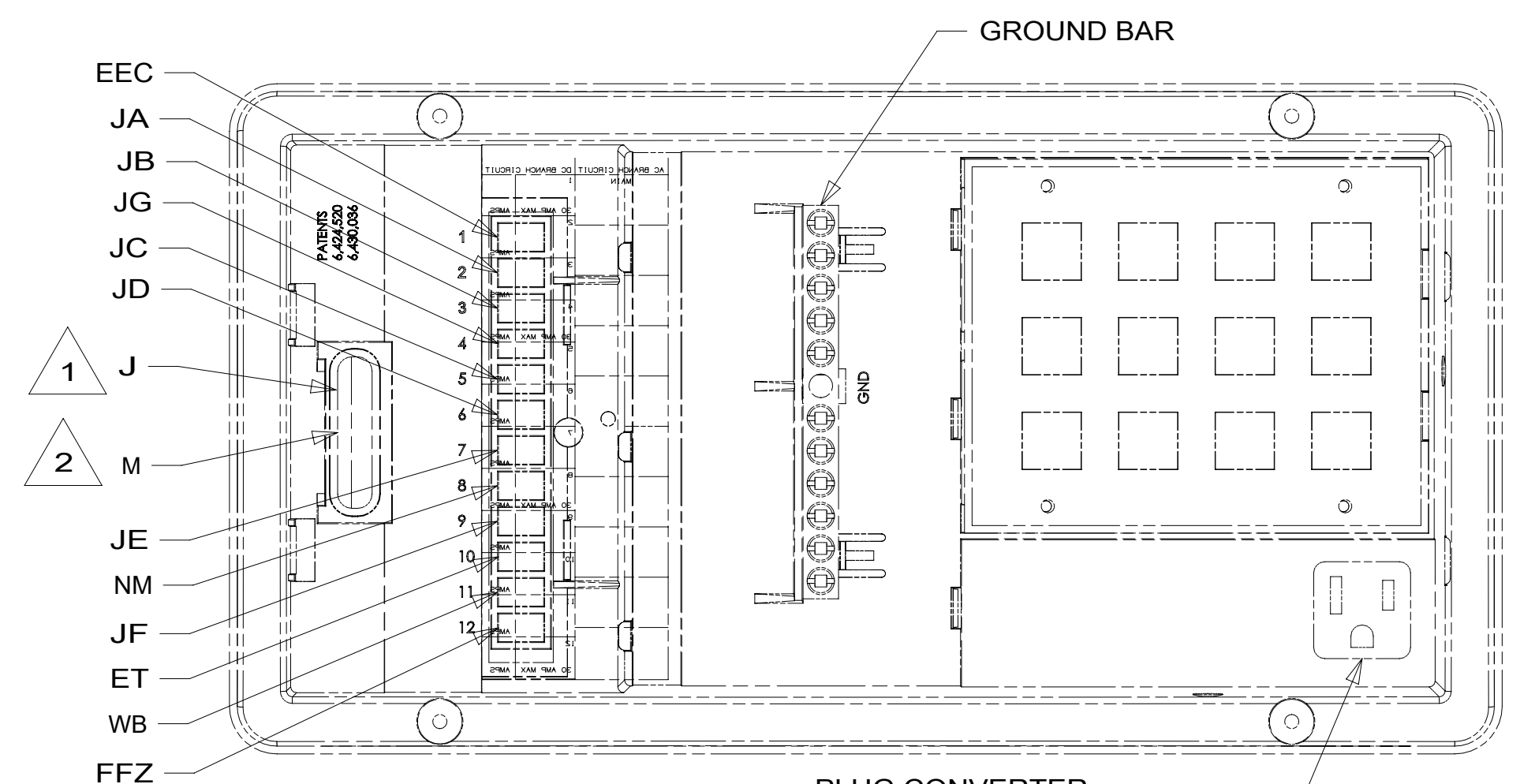
SWITCH-BATTERY, DISC
108357-18-000
ACTUATOR-SWITCH
108356-19-CHT
PLATE-SWITCH
144363-02-CHT
SCREW
G11-06-10U (2)
WIRE ASM-THERMISTOR
186796-01-000

DETAIL CD



SWITCH-ROCKER
135740-01-CHT
SWITCH-BASE
135741-01-CHT
SWITCH-BEZEL
135742-01-CHT
SCREW
G11-08-08U (2)

DETAIL CH



DETAIL CM

PLUG CONVERTER
POWER CORD INTO
CONVENIENCE RECEPTACLE

NOTES:
2 CIRCUIT FROM WIRE ASM-COACH.
1 CIRCUIT FROM WIRE ASM-CHASSIS

FOR ELECTRICAL
TORQUE
SPECIFICATIONS
SEE DWG NO.
128783-01-000

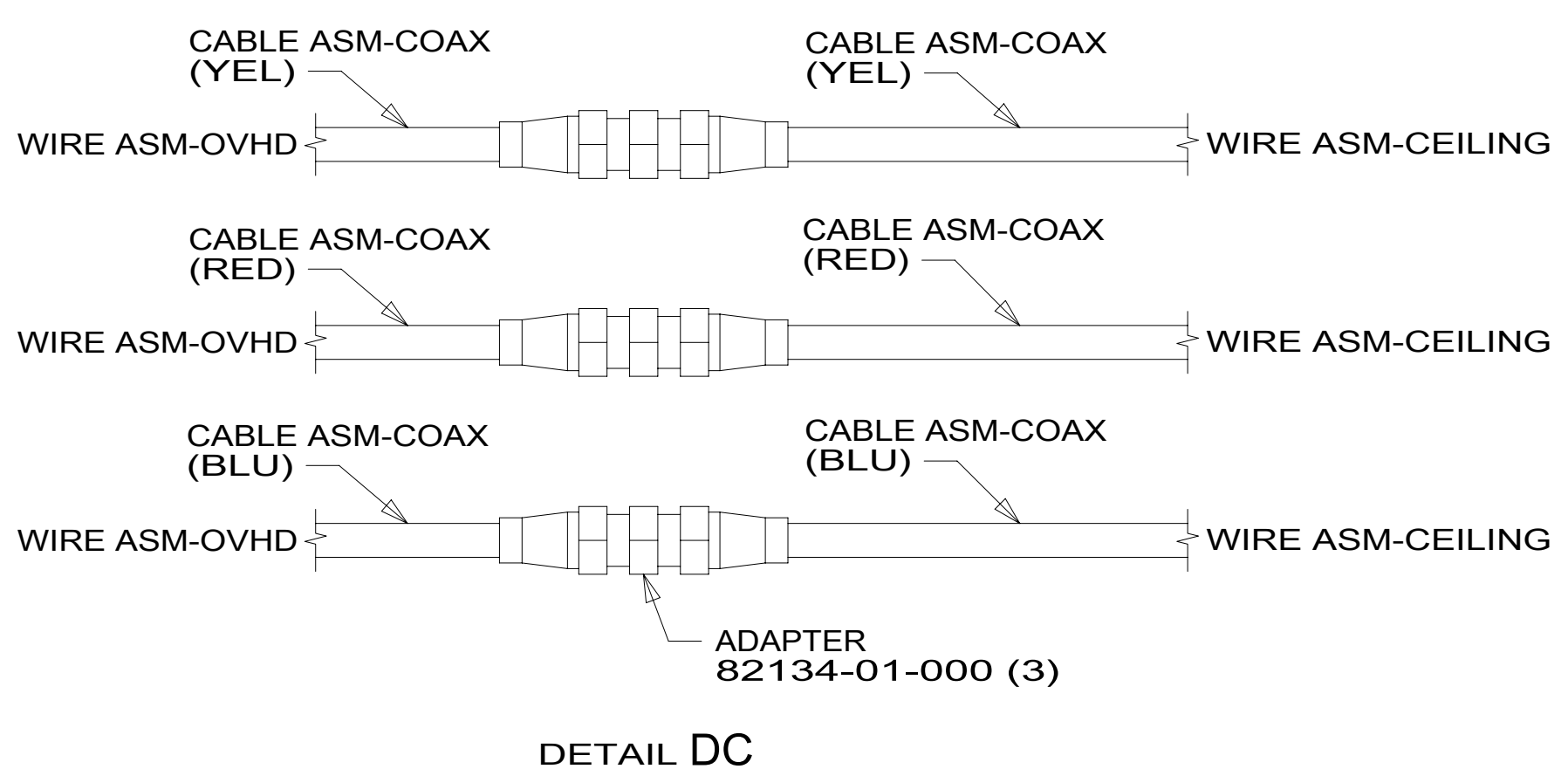
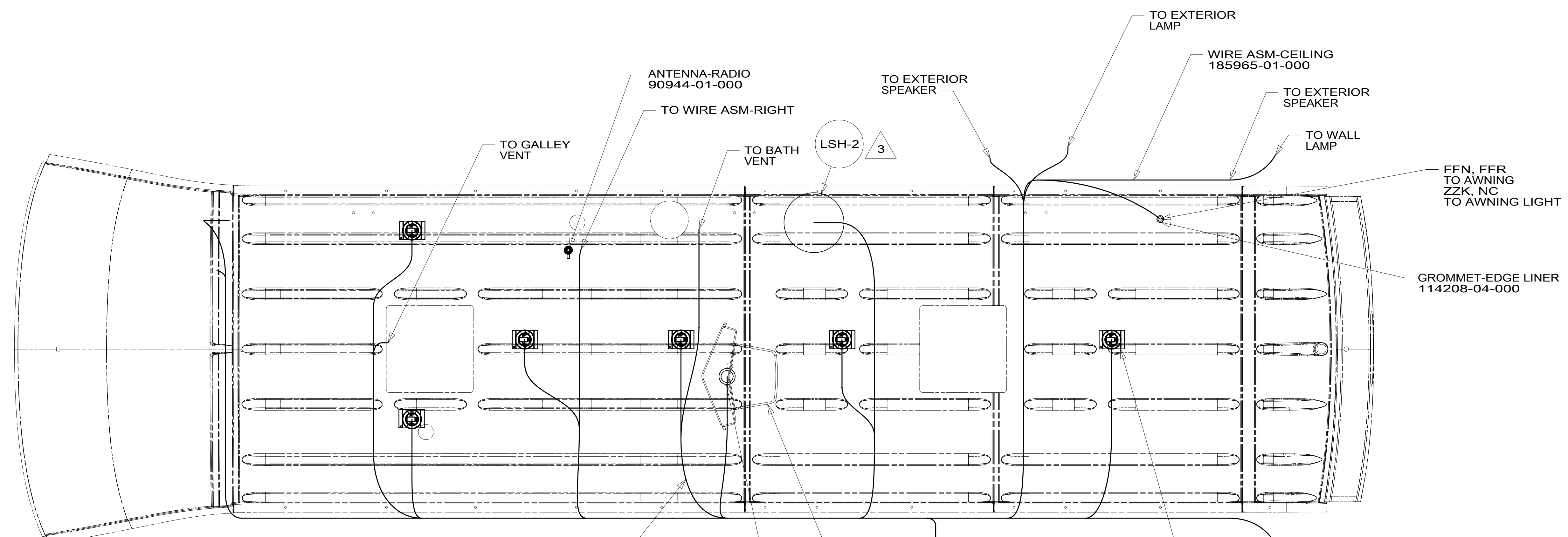
FOR
ELECTRICAL
CALLOUTS
SEE DWG NO.
121339-01-000

265 CODES/STANDARDS-CSA/CMVSS

1B1 CODES/STANDARDS USA

1B1 265

FIRST USED	15 170X	
TITLE:	DO NOT SCALE DRAWING	
	WIRING INSTL-BODY, 12V	
SHEET 3	PART NO 190242	REV



- 3 MOUNTED ON INTERIOR SURFACE OF ROOF.
- 2 MOUNTED ON EXTERIOR SURFACE OF ROOF.

1. AT MINIMUM ALL WIRES TO BE SUPPORTED AND SECURED PER CODE REQUIREMENTS. USE CLAMP 10495 OR 10497 OR WIRE TIE 8343 OR 108046 AND SCREW G67-XX-XXX OR G56-XX-XXX AS APPROPRIATE FOR INSTALLATION.

NOTES:

265 CODES/STANDARDS-CSA/CMVSS

1B1 CODES/STANDARDS USA

1B1 265

FIRST USED **15 170X**

DO NOT SCALE DRAWING

TITLE: **WIRING INSTL-BODY, 12V**

SHEET 4 PART NO **190242** REV

FOR ELECTRICAL TORQUE SPECIFICATIONS SEE DWG NO. 128783-01-000

FOR ELECTRICAL CALLOUTS SEE DWG NO. 121339-01-000

190242