



DANGER

Danger of electrical shock, burns or death. Always remove all power sources before attempting any repair, service or diagnostic work. Power can be present from shore power, generator, inverter or battery. All power sources must be disabled and secured before performing any service.

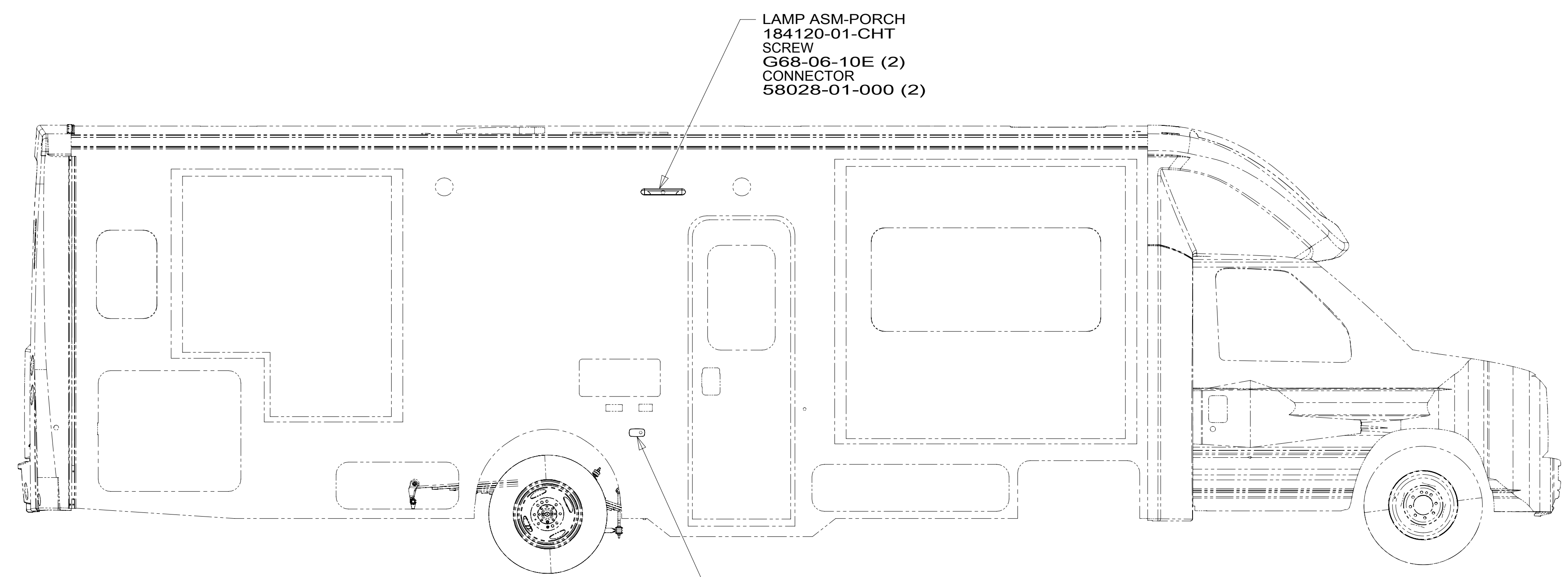


CAUTION

If you lack the skills, tools or equipment to perform diagnostic or repair work leave such work to an authorized Winnebago Industries dealer or other qualified shop.

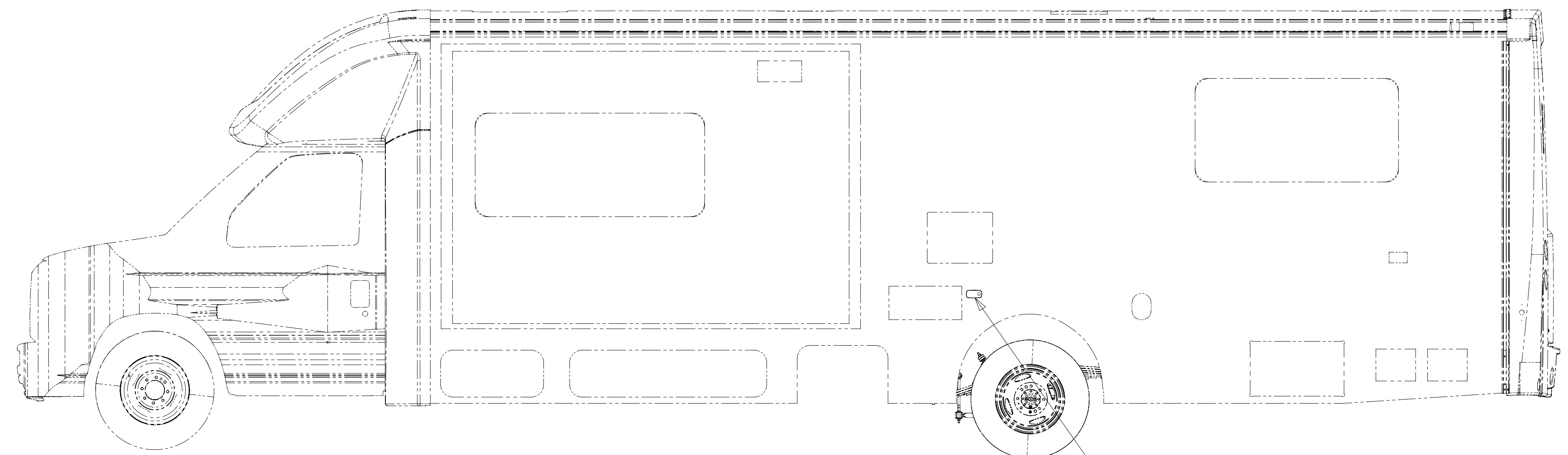
DRAWING NO.	MODEL
189358-01	727K
189358-02	727D
189358-03	730J

RELEASE	REV/DATE	DWG NO	189358
REV ZONE	REVISION RECORD	DATE	DTR-ORIG



LAMP ASM-PORCH
184120-01-CHT
SCREW
G68-06-10E (2)
CONNECTOR
58028-01-000 (2)

LAMP-MARKER.W AMBER LENS
193802-01-000
GASKET-LIGHT
193802-05-000
SCREW
G11-08-12U (EXT) (2)
CONNECTOR
58028-01-000 (2)



LAMP-MARKER.W AMBER LENS
193802-01-000
GASKET-LIGHT
193802-05-000
SCREW
G11-08-12U (EXT) (2)
CONNECTOR
58028-01-000 (2)

1 USED ON 730J ONLY.
NOTES:

FOR ELECTRICAL TORQUE SPECIFICATIONS SEE DWG NO. 128783-01-000

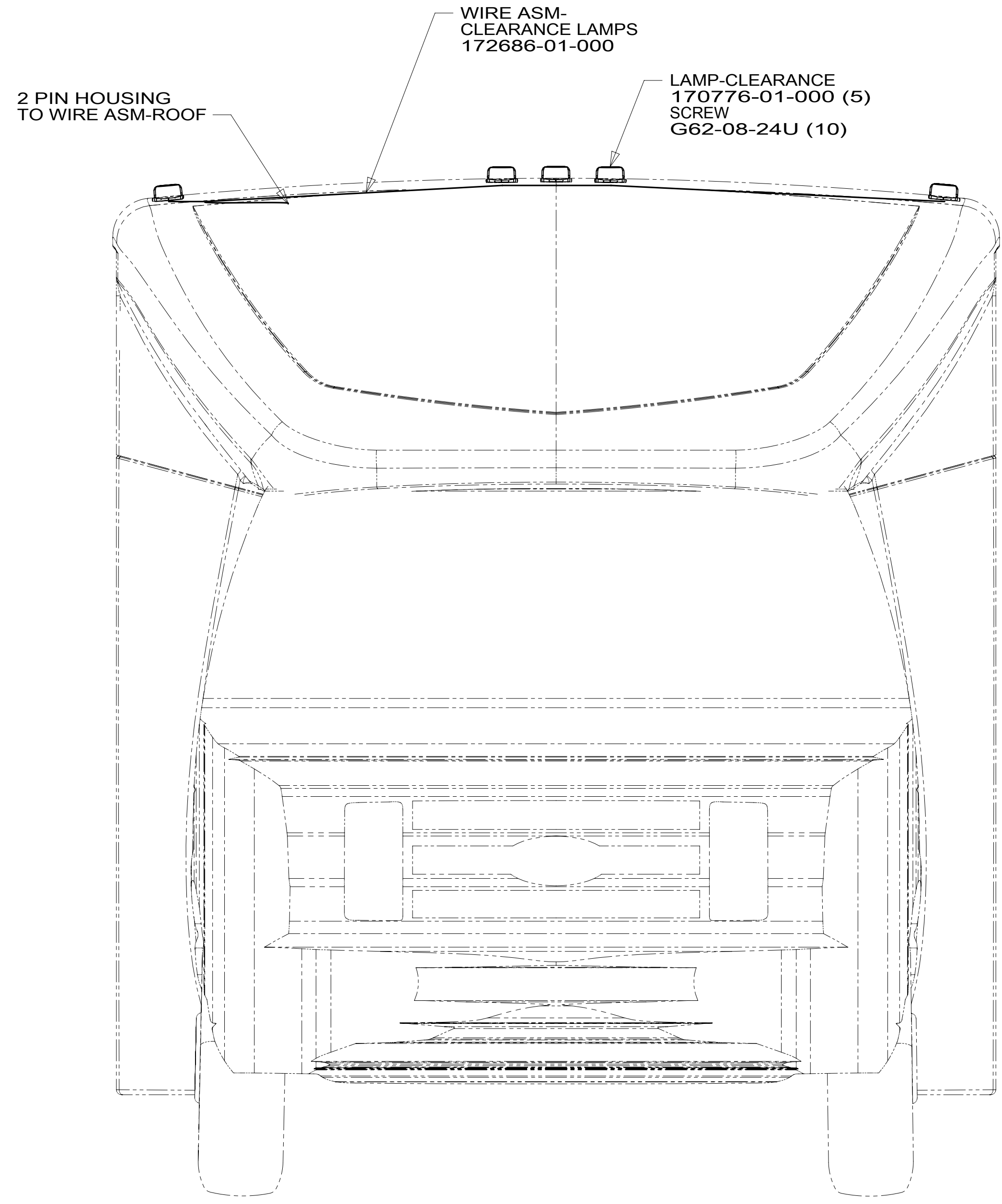
FOR ELECTRICAL CALLOUTS SEE DWG NO. 121339-01-000

- 265 CODES/STANDARDS-CSA/CMVSS
- 1B1 CODES/STANDARDS USA
- 1B1 265

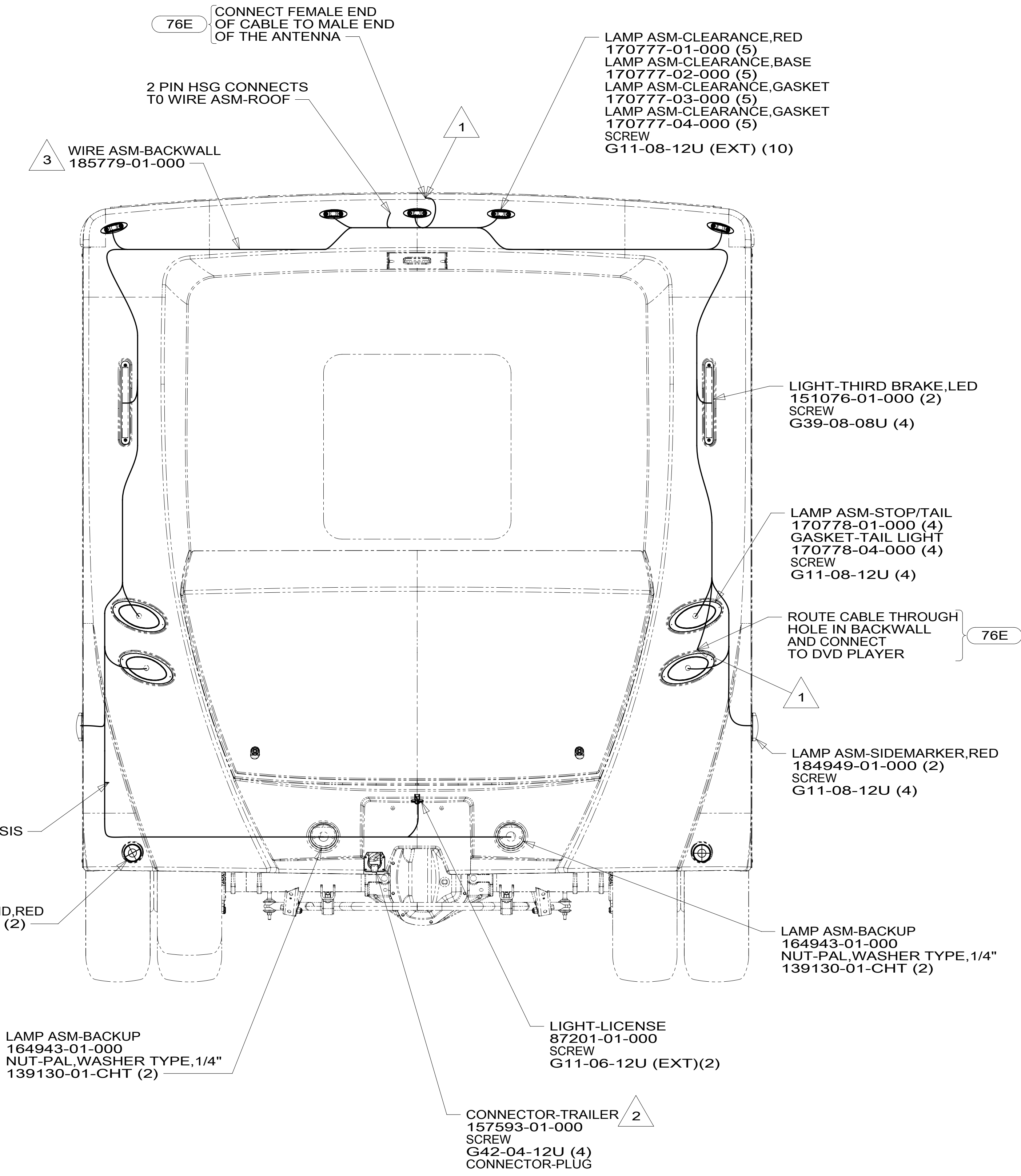


DTR	ORIG. DATE
CHKR	ALL DIMENSIONS ARE IN MILLIMETERS
P.E.	
M.E.	FIRST USED
DSNR	15 700-SERIES
UNSPECIFIED TOLERANCES ARE:	
WHOLE DIM (X)	: 3 X
ONE-PLACE (X.X)	: 1.5 X
TWO-PLACE (X.XX)	: 0.50 X
ANGLE	: 1° X
THIRD ANGLE PROJECTION	X
DO NOT SCALE DRAWING	REFER TO ES0018 FOR FASTENER TIGHTENING GUIDELINES
TITLE: WIRING INSTL-EXTERIOR LAMPS	
SHEET 1 OF 2	PART NO 189358 REV

*189358 A



VIEW BA



VIEW BB

- NOTES:
- 3 LOCATED IN REAR CAP.
 - 2 SECURE WIRE BELOW COACH WITH CLAMP 10495-01-000 AND SCREW G67-10-12B.
 - 1 WITHOUT 76E COIL EXCESS CABLE AND SECURE BACK TO LOOM.

FOR ELECTRICAL TORQUE SPECIFICATIONS SEE DWG NO. 128783-01-000

FOR ELECTRICAL CALLOUTS SEE DWG NO. 121339-01-000

- 76E EXT ENTERTAINMENT SYSTEM
- 265 CODES/STANDARDS-CSA/CMVSS
- 1B1 CODES/STANDARDS USA

FIRST USED	
15 700-SERIES	
DO NOT SCALE DRAWING	
TITLE: WIRING INSTL-EXTERIOR LAMPS	
SHEET 2	PART NO 189358 REV
1 30-Jun-2015	

189358