




DANGER

Danger of electrical shock, burns or death. Always remove all power sources before attempting any repair, service or diagnostic work. Power can be present from shore power, generator, inverter or battery. All power sources must be disabled and secured before performing any service.



CAUTION

If you lack the skills, tools or equipment to perform diagnostic or repair work leave such work to an authorized Winnebago Industries dealer or other qualified shop.

DRAWING NO.	MODEL
188341-01	E31KE
188341-02	E26HE

RELEASE	REV/DATE	DWG NO	188341
REV ZONE	REVISION RECORD	DATE	DTR-ORIG

D

D

BB

LAMP-MARKER,BASE
147680-01-CHT
LAMP-MARKER,LENS,RED
147680-03-CHT
SCREW
G39-08-12U (EXT) (2)

LEXT-1
SEAL

BA

LAMP-MARKER,BASE
147680-01-CHT
LAMP-MARKER,LENS,AMBER
147680-02-CHT
SCREW
G11-08-12U (EXT) (2)

1

C

C

→

←

B

B

265 CODES/STANDARDS-CSA/CMVSS
1B1 CODES/STANDARDS-USA

1B1 265



DTR	ORIG. DATE
CHKR	ALL DIMENSIONS ARE IN MILLIMETERS
P.E.	
M.E.	FIRST USED
DSNR	15 E-SERIES

UNSPECIFIED TOLERANCES ARE:	MATERIAL:
WHOLE DIM (X) : 3	
ONE-PLACE (X.X) : 1.5	
TWO-PLACE (X.XX) : 0.50	
ANGLE : 1°	

THIRD ANGLE PROJECTION

DO NOT SCALE DRAWING REFER TO ES0018 FOR FASTENER TIGHTENING GUIDELINES

TITLE:	WIRING INSTL-EXTERIOR LAMPS
SHEET 1 OF 2	PART NO 188341 REV

REF: 1 25-Nov-2013

1 NOT USED ON E26HE.

NOTES:

FOR ELECTRICAL
TORQUE
SPECIFICATIONS
SEE DWG NO.
128783-01-000

X-X
FOR
ELECTRICAL
CALLOUTS
SEE DWG NO.
121339-01-000

LAMP-MARKER,BASE
147680-01-CHT
LAMP-MARKER,LENS,AMBER
147680-02-CHT
SCREW
G11-08-12U (EXT) (2)

1

A

A

8

7

6

5

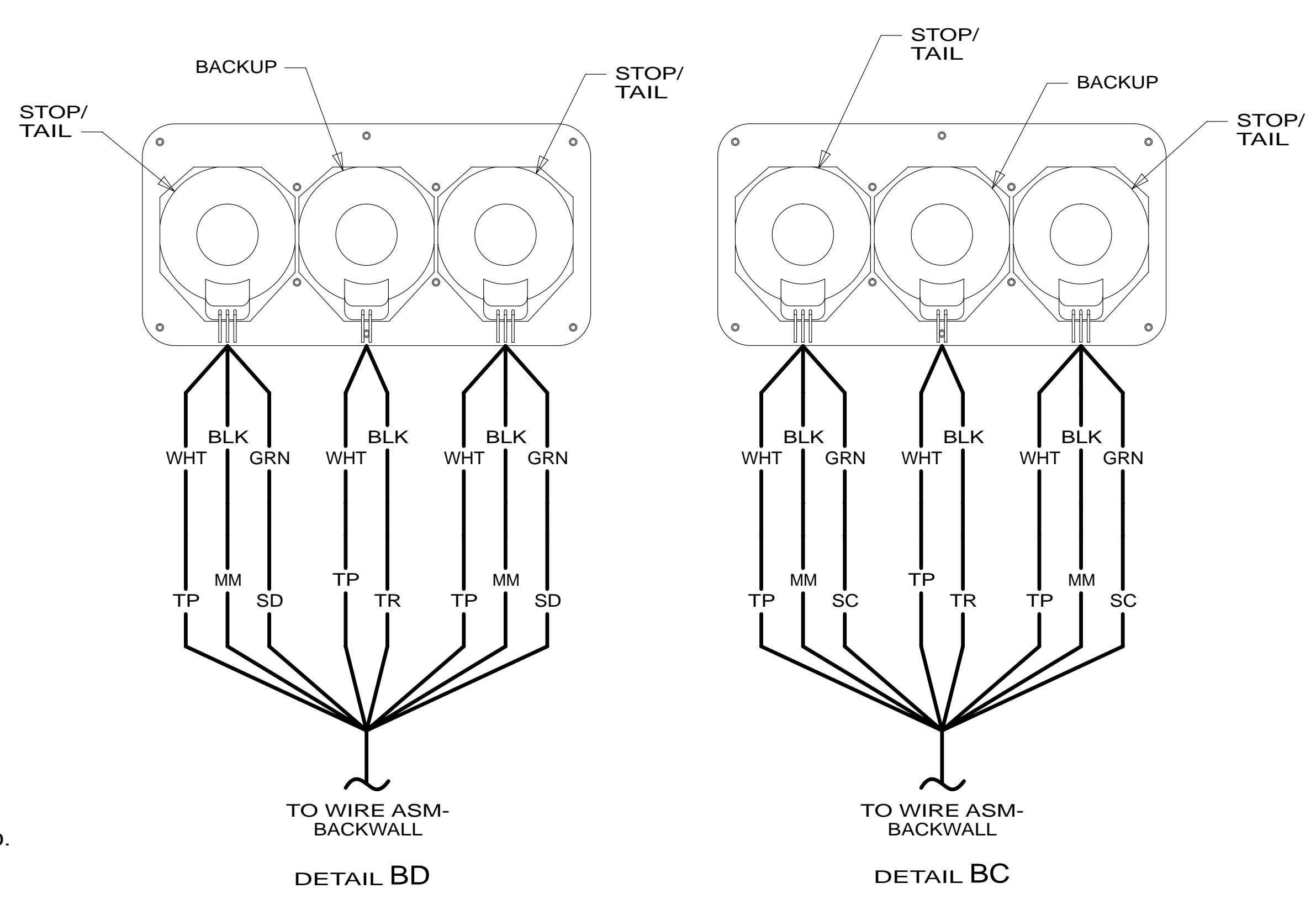
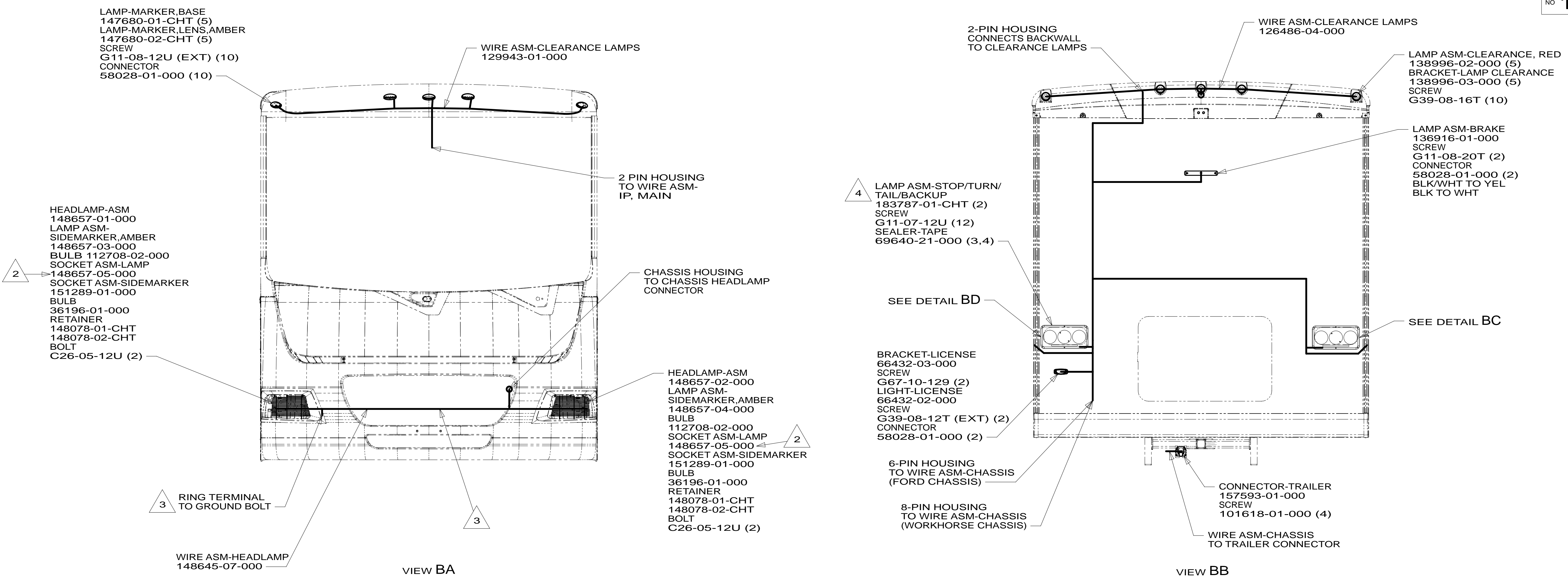
4

3

2

* 188341 * A

↑



- 4 TAIL LAMP TO BE INSTALLED WITH WIRES DOWN.
- 3 CLEAN PAINT OFF METAL (BOLT) BEFORE CONNECTING GROUND TO INSURE CONTACT. ALSO MOUNT CHASSIS SUPPLIED HORN TO GROUND BOLT.
- 2 NOTE! SOCKET BODY ON THE 148657-05-000 IS LONGER THAN 112709-04-000, DO NOT MIX!

1. GATHER ALL EXCESS WIRE AFTER MAKING ALL CONNECTIONS AND BUNDLE AND SECURE WITH TIE-WIRE 8343-01-000 OR 93147-01-000.

NOTES:

- 240 TRAILER HITCH
- 265 CODES/STANDARDS-CSA/CMVSS
- 1B1 CODES/STANDARDS USA

FIRST USED	15 E-SERIES	
DO NOT SCALE DRAWING		
TITLE: WIRING INSTL-EXTERIOR LAMPS		
SHEET 2	PART NO 188341	REV

FOR ELECTRICAL TORQUE SPECIFICATIONS SEE DWG NO. 128783-01-000

FOR ELECTRICAL CALLOUTS SEE DWG NO. 121339-01-000

* 188341