



DANGER

Danger of electrical shock, burns or death. Always remove all power sources before attempting any repair, service or diagnostic work. Power can be present from shore power, generator, inverter or battery. All power sources must be disabled and secured before performing any service.

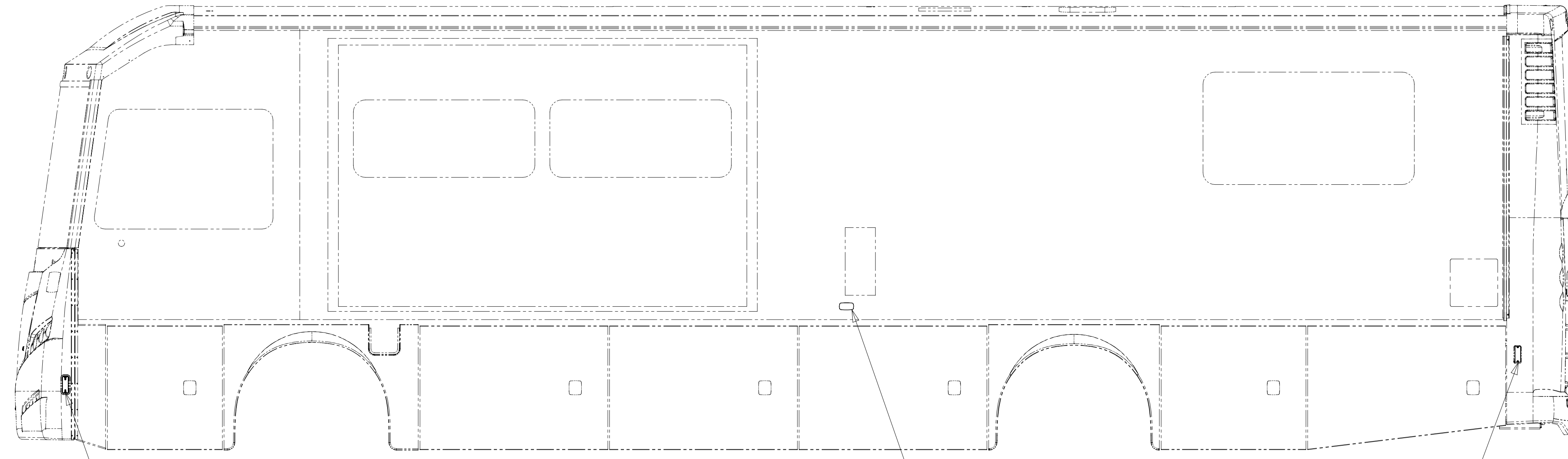


CAUTION

If you lack the skills, tools or equipment to perform diagnostic or repair work leave such work to an authorized Winnebago Industries dealer or other qualified shop.

DRAWING NO.	MODEL
185725-01	L34T
185725-02	L38R

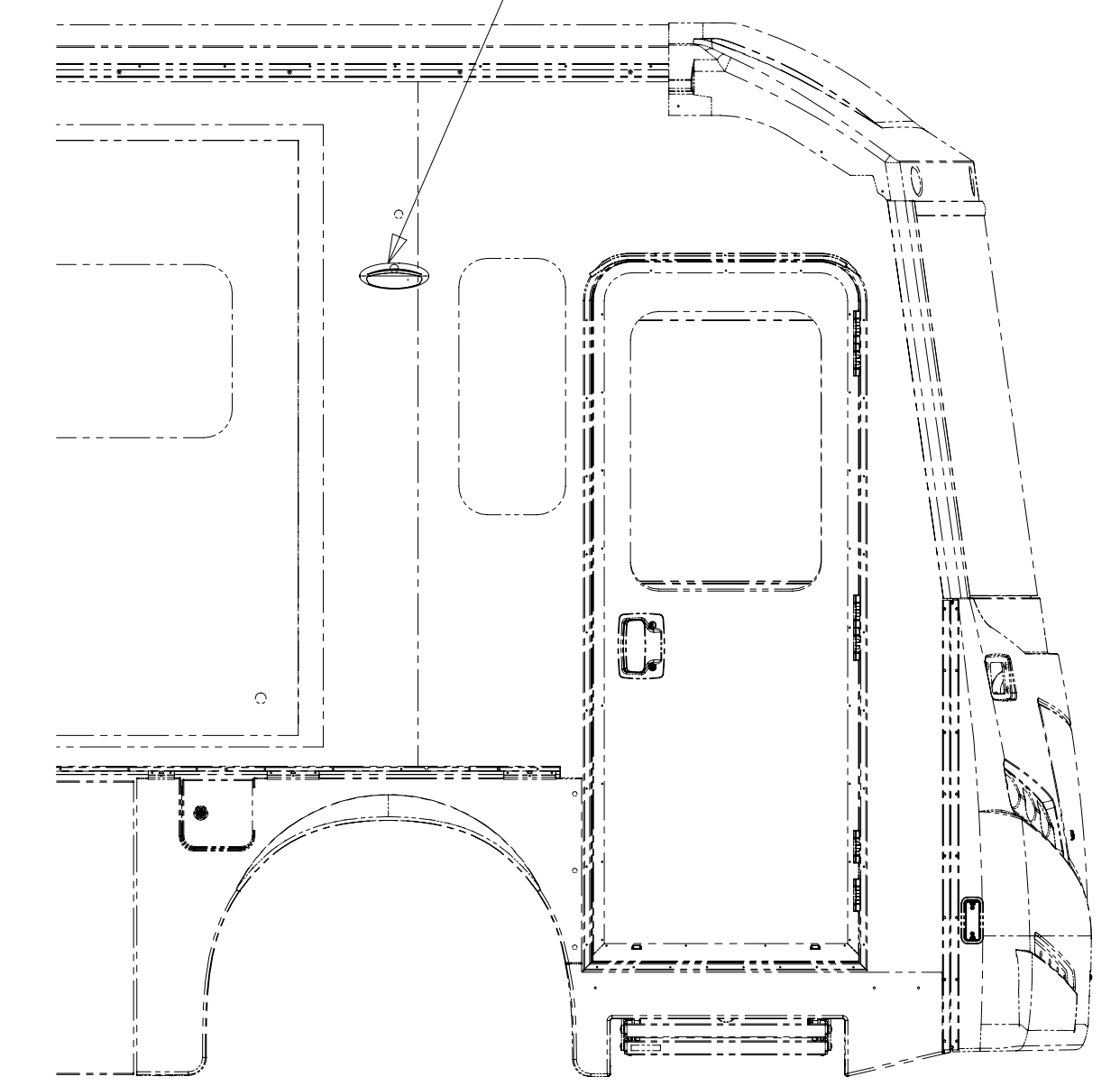
RELEASE	REV/DATE	DWG NO	185725
REV ZONE	REVISION RECORD	DATE	DTR-ORIG



LAMP ASM-SIDEMARKER,AMBER
171195-02-000
SCREW
G11-08-12U (2)

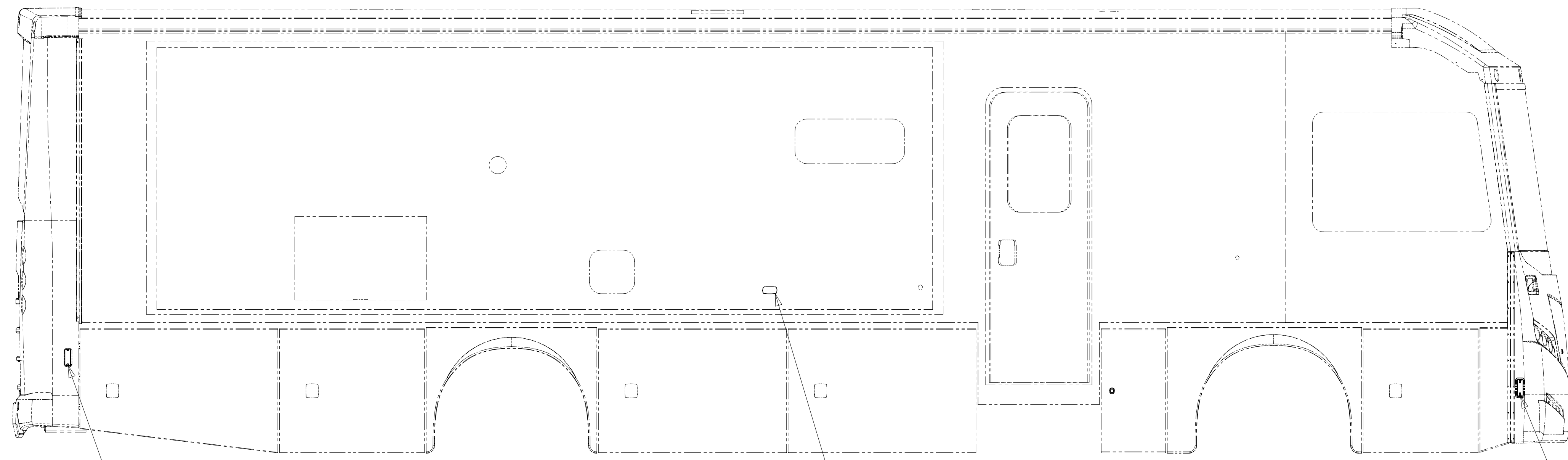
LAMP-MARKER,W AMBER LENS,BLK
193802-03-000
GASKET-LIGHT
193802-05-000
SCREW
G11-08-12U (EXT) (2)
CONNECTOR
58028-01-000 (4)

LAMP ASM-MARKER,RED
171195-01-000
SCREW
G11-08-12U (2)



LAMP ASM-PORCH
191677-01-000

L38R



LAMP ASM-MARKER,RED
171195-01-000
SCREW
G11-08-12U (2)

LAMP-MARKER,W AMBER LENS,BLK
193802-03-000
GASKET-LIGHT
193802-05-000
SCREW
G11-08-12U (EXT) (2)
CONNECTOR
58028-01-000 (4)

LAMP ASM-SIDEMARKER,AMBER
171195-02-000
SCREW
G11-08-12U (2)

- 265 CODES/STANDARDS-CSA/CMVSS
- 1B1 CODES/STANDARDS USA

- 1B1 265



DTR	ORIG. DATE
CHKR	ALL DIMENSIONS ARE IN MILLIMETERS
P.E.	
M.E.	
DSNR	FIRST USED
UNSPECIFIED TOLERANCES ARE:	
WHOLE DIM (X)	: 3
ONE-PLACE (X.X)	: 1.5
TWO-PLACE (X.XX)	: 0.50
ANGLE	: 1°
THIRD ANGLE PROJECTION	
DO NOT SCALE DRAWING	REFER TO ES0018 FOR FASTENER TIGHTENING GUIDELINES
TITLE: WIRING INSTL-EXTERIOR LAMPS	
SHEET 1 OF 3	PART NO 185725

FOR ELECTRICAL TORQUE SPECIFICATIONS SEE DWG NO. 128783-01-000

FOR ELECTRICAL CALLOUTS SEE DWG NO. 121339-01-000

NOTES:
1 L38R ONLY.

185725

8

7

6

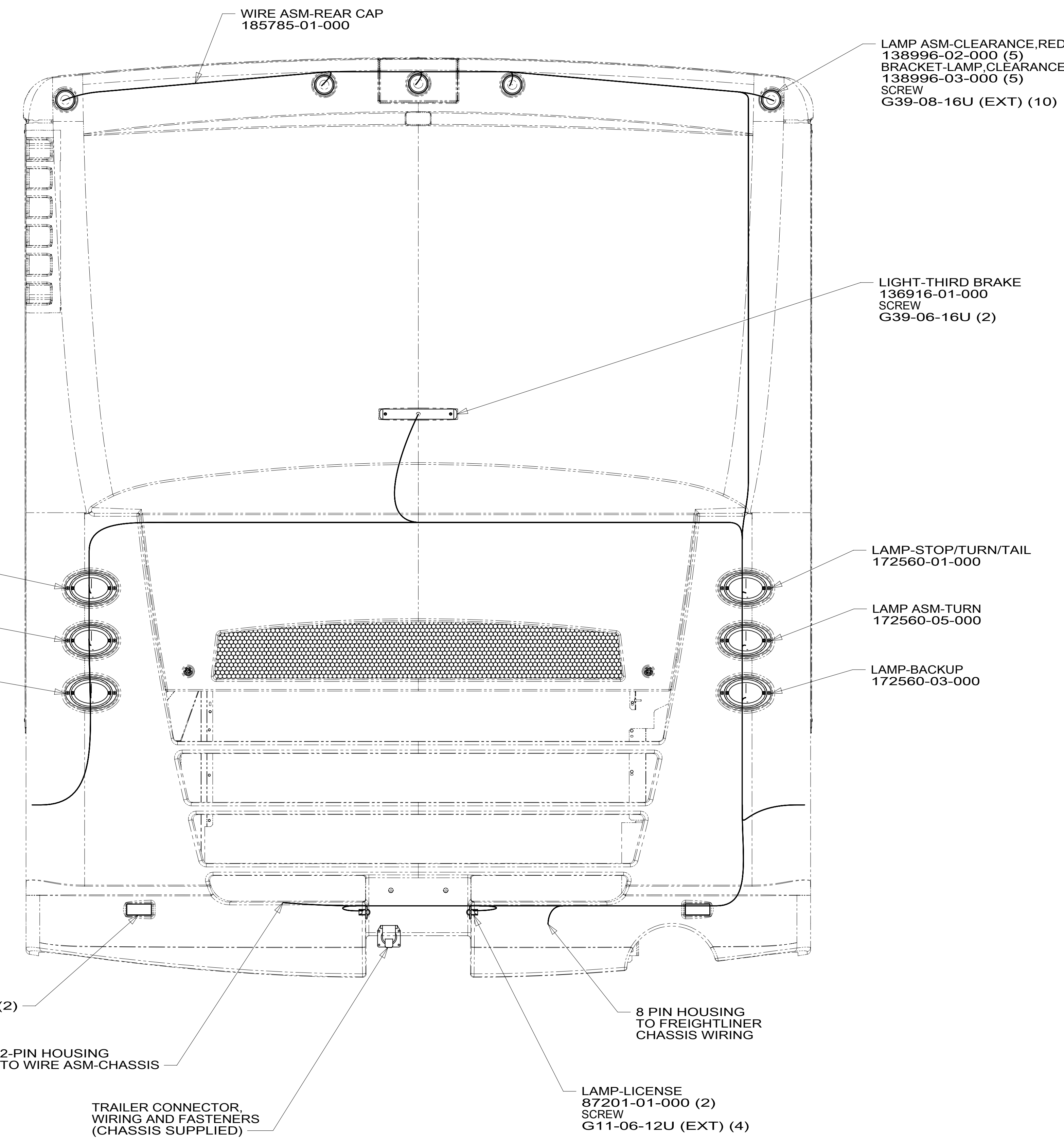
5

4

3

2

1



1 REMOVE PAPER BACKING FROM REFLECTOR AND PREP APPLICATION SURFACE WITH ISOPROPYL ALCOHOL WIPE BEFORE INSTALLATION.

NOTES:

VIEW BA

FOR ELECTRICAL TORQUE SPECIFICATIONS SEE DWG NO. 128783-01-000

FOR ELECTRICAL CALLOUTS SEE DWG NO. 121339-01-000

265 CODES/STANDARDS-CSA/CMVSS

1B1 CODES/STANDARDS USA

1B1 265

FIRST USED **14 L-SERIES**

DO NOT SCALE DRAWING

TITLE: **WIRING INSTL-EXTERIOR LAMPS**

SHEET 2 PART NO **185725** REV

1 19-Jun-2015

*185725 *A

8 7 6 5 4 3 2 1

D

D

C

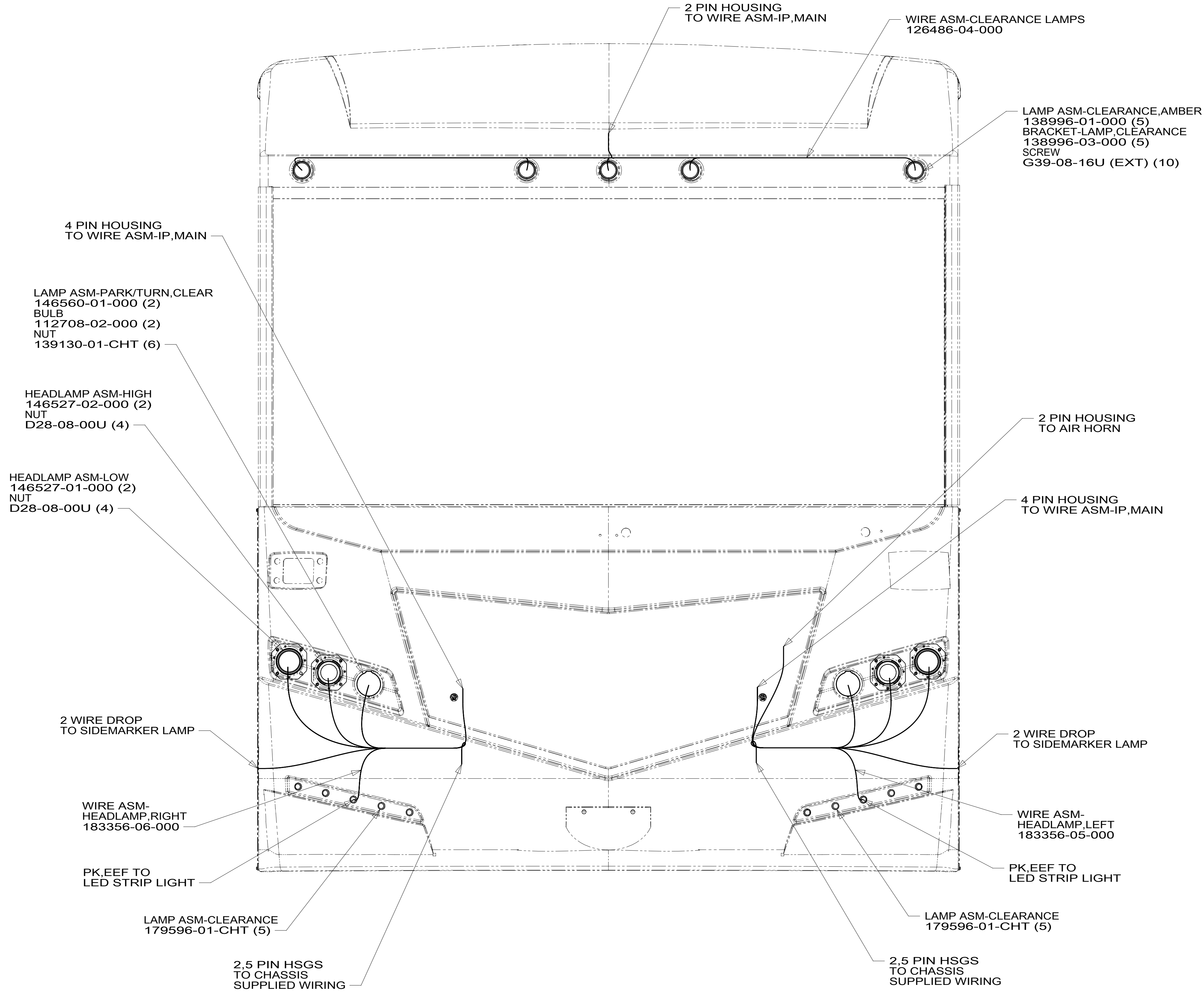
C

B

B

A

A



VIEW CA

FOR ELECTRICAL TORQUE SPECIFICATIONS SEE DWG NO. 128783-01-000

FOR ELECTRICAL CALLOUTS SEE DWG NO. 121339-01-000

265 CODES/STANDARDS-CSA/CMVSS

1B1 CODES/STANDARDS USA

1B1 265

FIRST USED 14 L-SERIES

DO NOT SCALE DRAWING

TITLE: WIRING INSTL-EXTERIOR LAMPS

SHEET 3 PART NO 185725 REV

1 19-Jun-2015

8 7 6 5 4 3 2 1

*185725 *A