



DANGER

Danger of electrical shock, burns or death. Always remove all power sources before attempting any repair, service or diagnostic work. Power can be present from shore power, generator, inverter or battery. All power sources must be disabled and secured before performing any service.



CAUTION

If you lack the skills, tools or equipment to perform diagnostic or repair work leave such work to an authorized Winnebago Industries dealer or other qualified shop.

DWG NO	VENDOR P/N
175724-01	00-10032-100
175724-02	00-10032-200
175724-03	00-10032-300
175724-04	00-10032-400
175724-05	00-10032-500
175724-06	00-10032-600

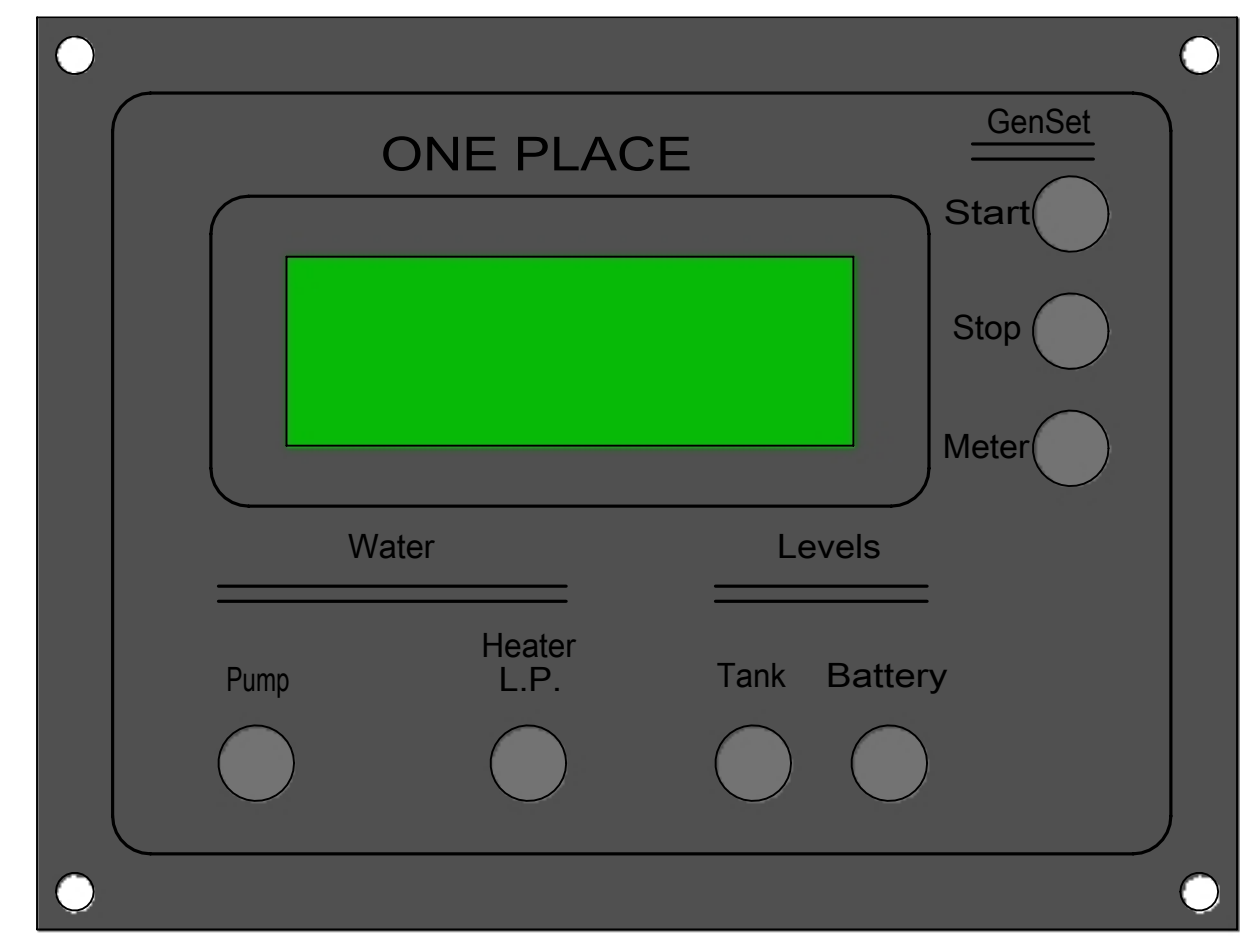
PART NUMBER:
175724-01-000
00-10032-100

DESCRIPTION:
TANK LEVELS
BATTERY LEVELS
WATER PUMP
WATER HEATER LP
WATER HEATER ELECTRIC
GENERATOR CONTROLS



PART NUMBER:
175724-04-000
00-10032-400

DESCRIPTION:
TANK LEVELS
BATTERY LEVELS
WATER PUMP
WATER HEATER LP
GENERATOR CONTROLS



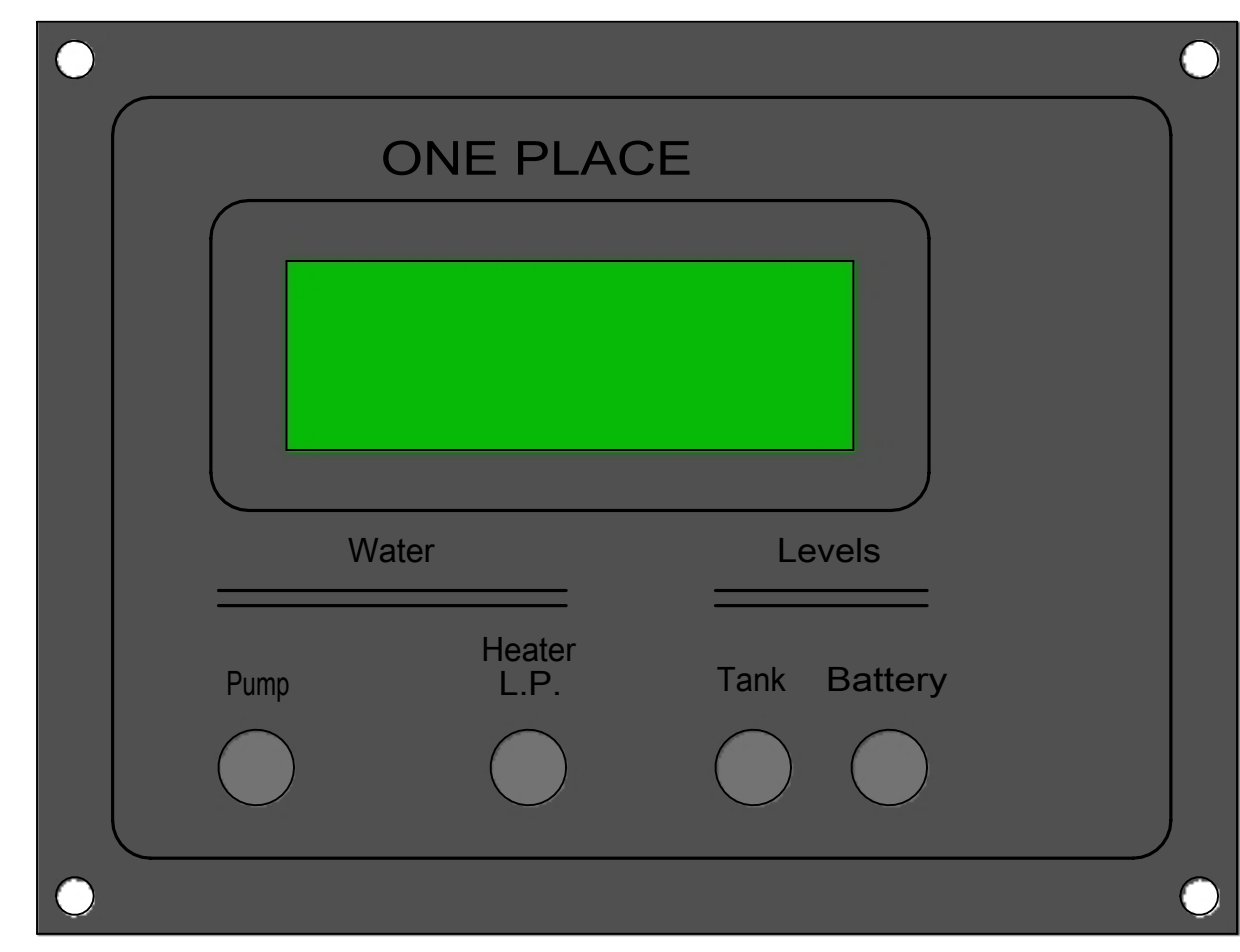
PART NUMBER:
175724-02-000
00-10032-200

DESCRIPTION:
TANK LEVELS
BATTERY LEVELS
WATER PUMP
WATER HEATER LP
WATER HEATER ELECTRIC



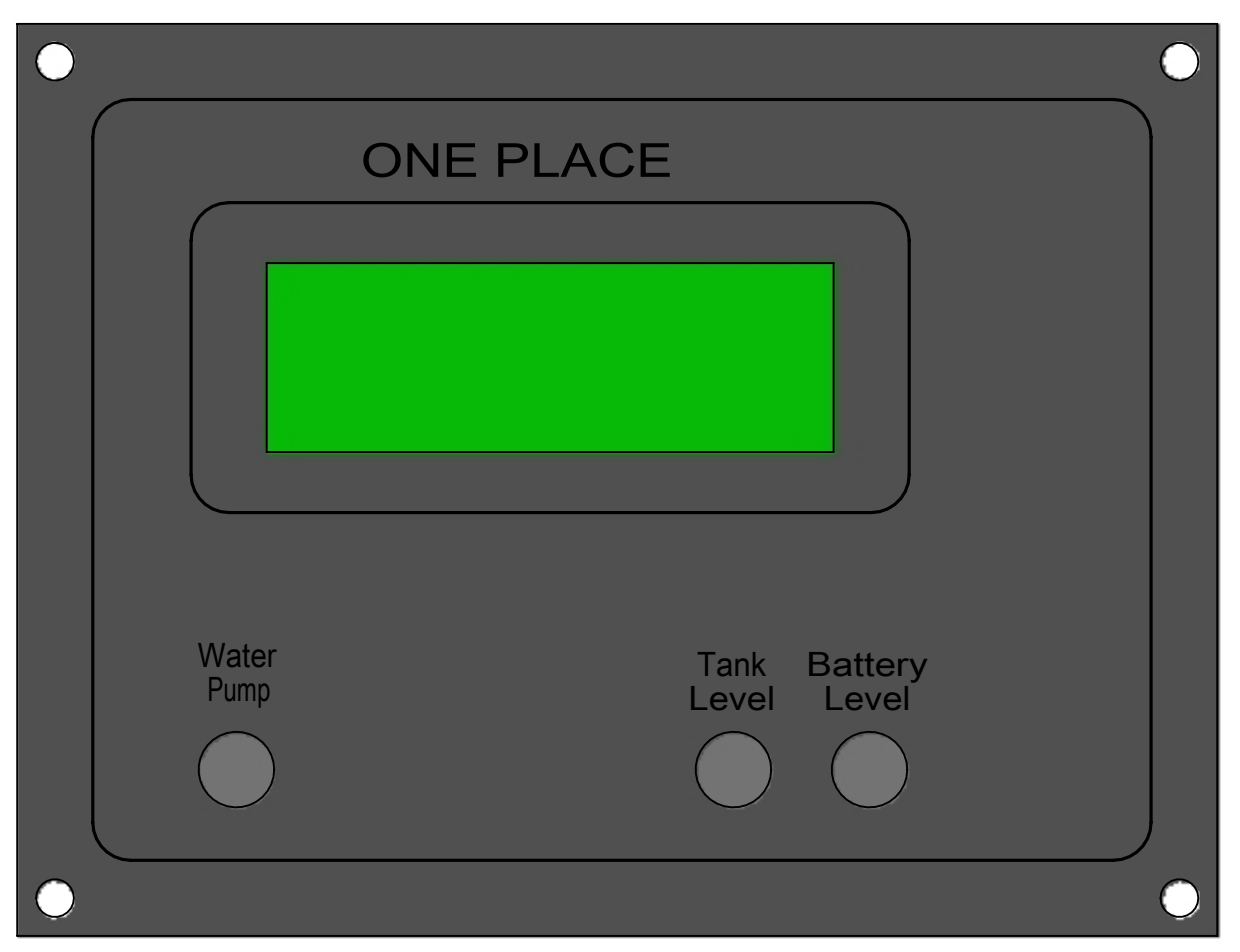
PART NUMBER:
175724-05-000
00-10032-500

DESCRIPTION:
TANK LEVELS
BATTERY LEVELS
WATER PUMP
WATER HEATER LP



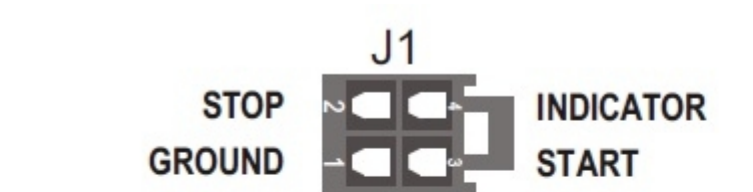
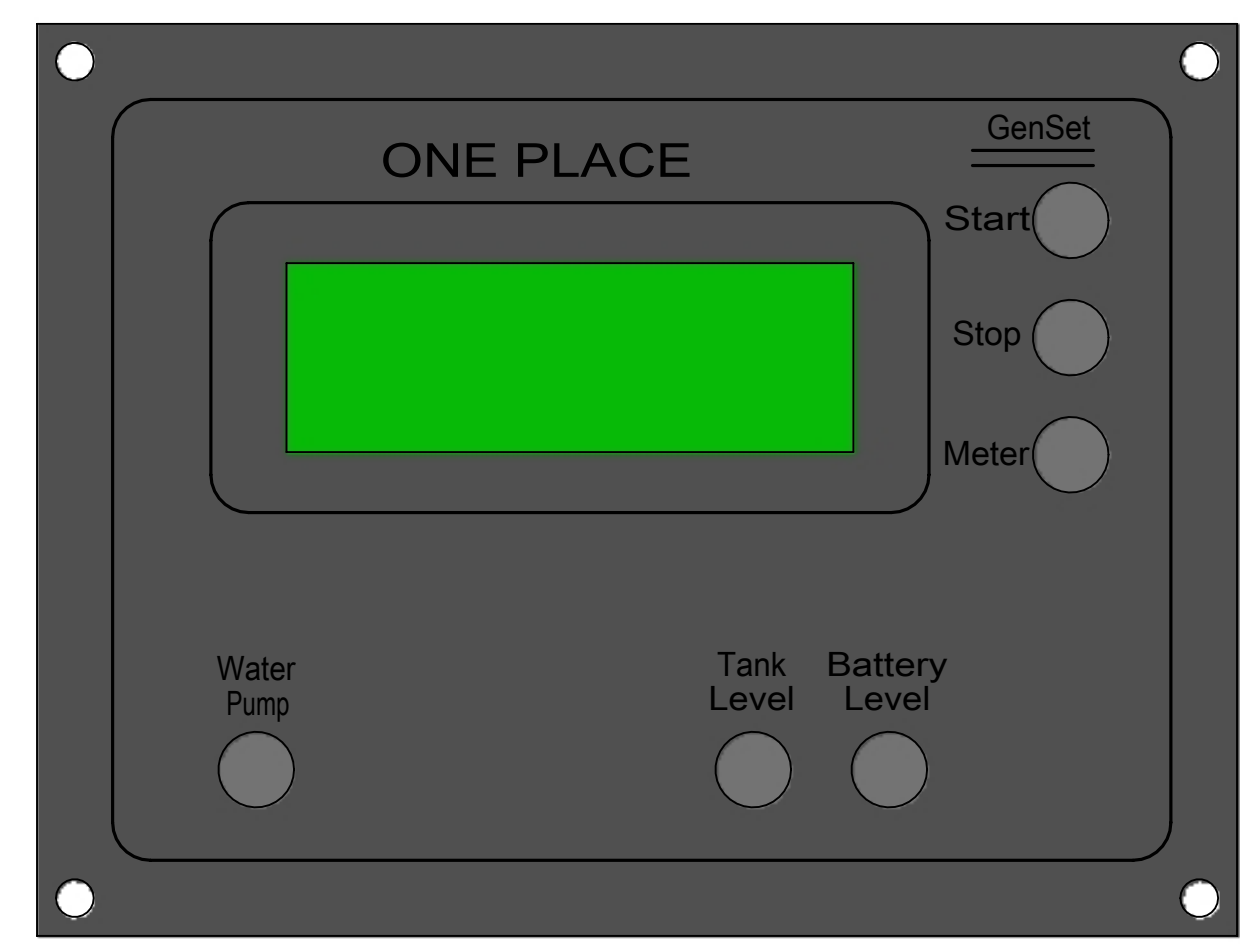
PART NUMBER:
175724-03-000
00-10032-300

DESCRIPTION:
TANK LEVELS
BATTERY LEVELS
WATER PUMP

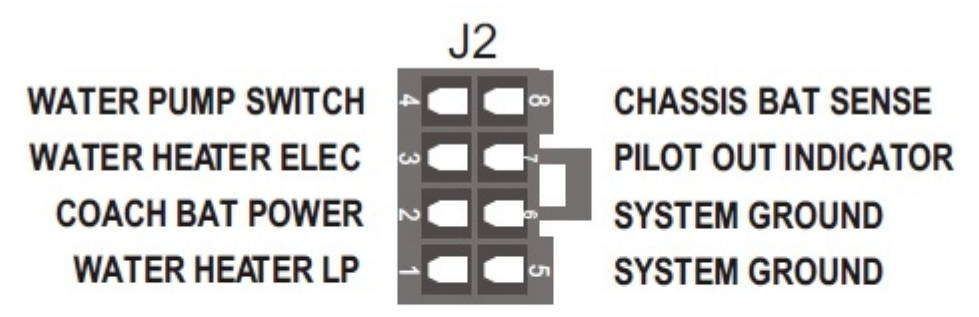


PART NUMBER:
175724-06-000
00-10032-600

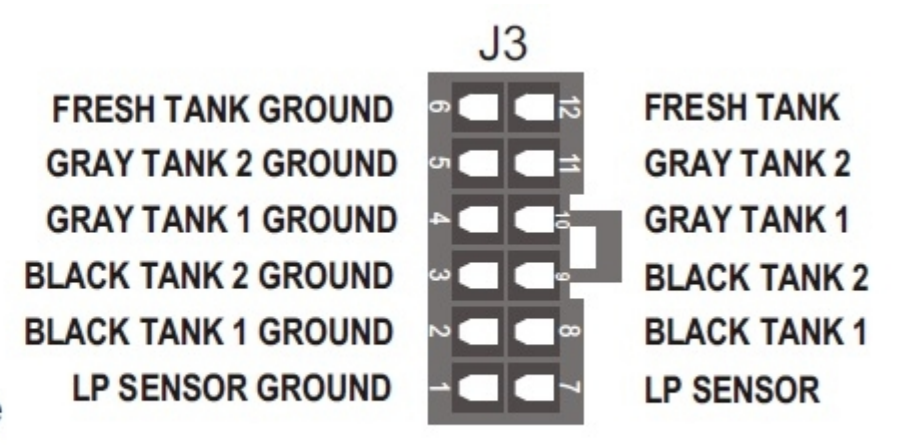
DESCRIPTION:
TANK LEVELS
BATTERY LEVELS
WATER PUMP
GENERATOR CONTROLS



Mating Connectors: MOLEX MINI-FIT JR
J1 #39-01-2040, J2 #39-01-2100, J3 #39-01-2120
Contact: MOLEX MINI-FIT JR 5556 18-24 AWG
#39-00-0039



View of connector is from Wire Harness contact insertion side



1. SUGGESTED VENDOR: PRECISION CIRCUITS INC.

NOTES:

RELEASE	REV DATE	DWG NO	175724
REV ZONE	REVISION RECORD	DATE	DFT-ORIG

WINNEBAGO INDUSTRIES, INC. COPYRIGHT 2014

DFT-ORIG	ORIG. DATE
CHKR	ALL DIMENSIONS ARE IN MILLIMETERS
P.E.	
M.E.	FIRST USED
DSNR	11 700 SERIES
UNSPECIFIED TOLERANCES ARE:	
WHOLE DIM (X)	: 3
ONE-PLACE (X.X)	: 1.5
TWO-PLACE (X.XX)	: 0.50
ANGLE	: 1°
THIRD ANGLE PROJECTION	
DO NOT SCALE DRAWING	REFER TO ES0018 FOR FASTENER TIGHTENING GUIDELINES
TITLE: PANEL-MONITOR	
SHEET 1 OF 1	PART NO 175724 REV
REF:	1 08-Jul-2015

*175724 *A