



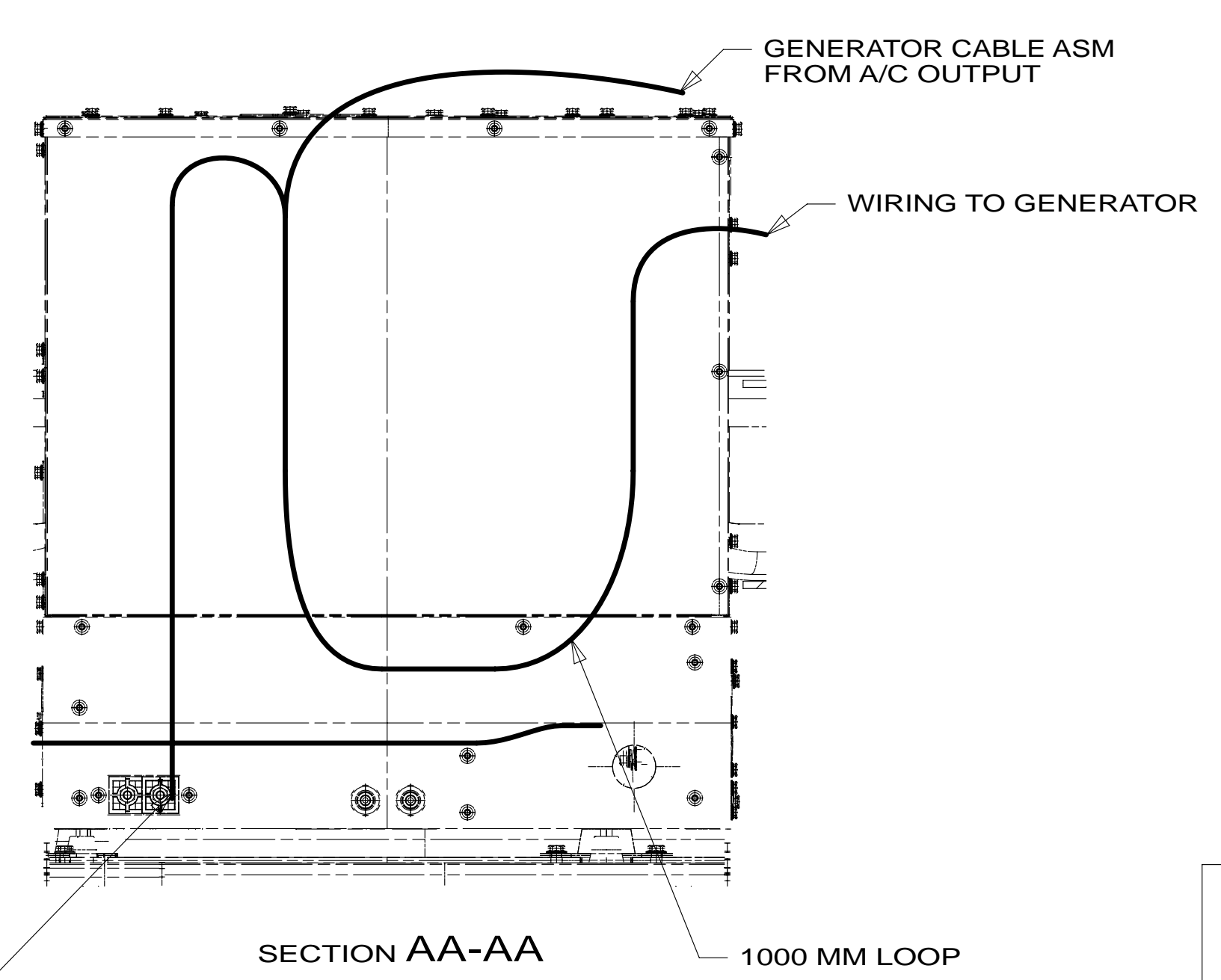
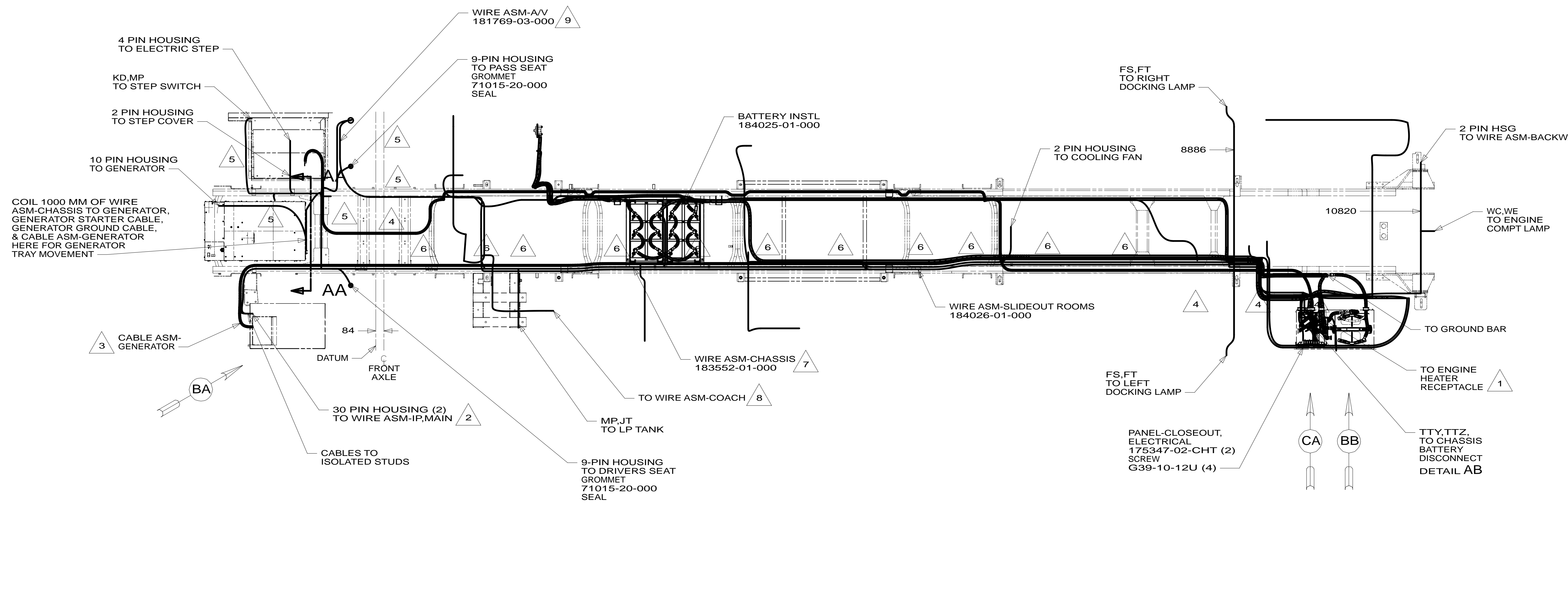
DANGER

Danger of electrical shock, burns or death. Always remove all power sources before attempting any repair, service or diagnostic work. Power can be present from shore power, generator, inverter or battery. All power sources must be disabled and secured before performing any service.



CAUTION

If you lack the skills, tools or equipment to perform diagnostic or repair work leave such work to an authorized Winnebago Industries dealer or other qualified shop.



- NOTES:
- 9 COIL CABLE TO CENTER OF CHASSIS.
 - 8 SEE WIRE ASM-CHASSIS FOR ADDITIONAL INFORMATION.
 - 7 REST WIRE IN FRAME RAIL WHEN APPLICABLE.
 - 6 CLAMP 83610-01-000, SCREW G39-08-12B
 - 5 CLAMP 10497-03-000, SCREW G39-08-12B
 - 4 USE TIE-WIRE 8343-04-000 TO SECURE WIRES TO FLOOR SUPPORT FRAME AT LEAST ONCE EVERY 600MM.
 - 3 SEE BATTERY INSTL FOR ADDITIONAL INFORMATION.
 - 2 SEE WIRING INSTL-FRONT END FOR ADDITIONAL INFORMATION.
 - 1 SECURE CORD AWAY FROM ALL MOVING PARTS AND EXHAUST WITH WIRE-TIE 93147-01-000 AS REQUIRED.

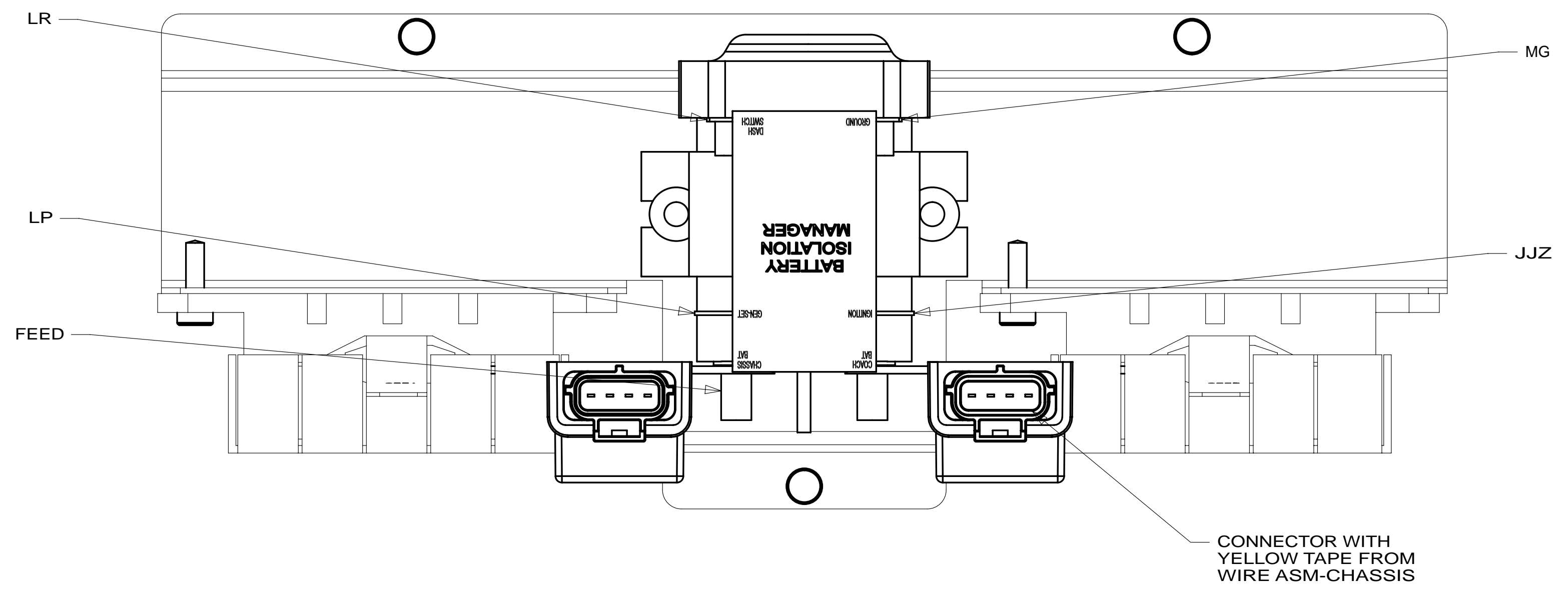
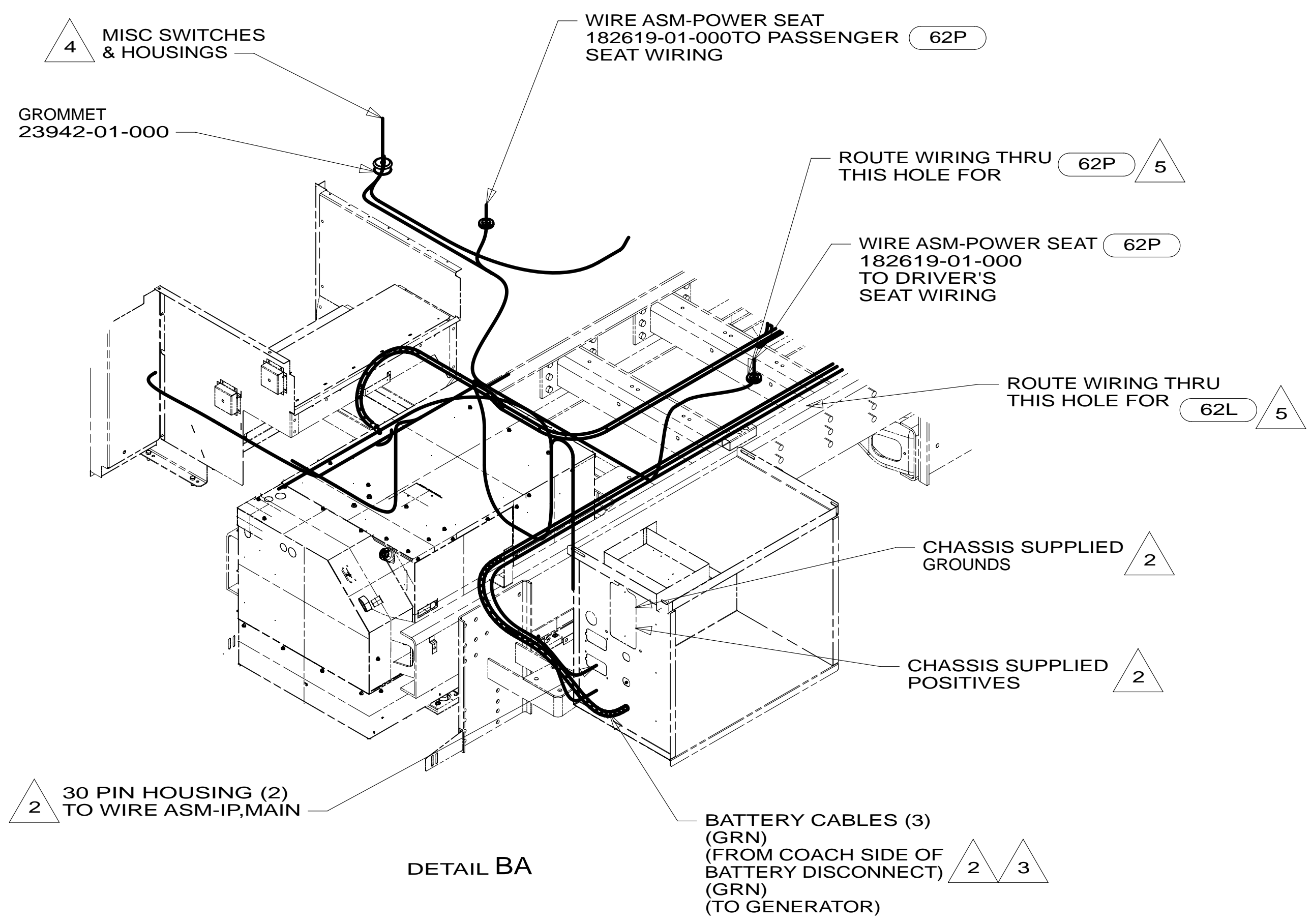
- 265 CODES/STANDARDS-CSA/CMVSS
- 1B1 CODES/STANDARDS USA
- 1B1 265

		COPYRIGHT 2014 WINNEBAGO INDUSTRIES, INC.	
DFTR	ORIG. DATE	ALL DIMENSIONS ARE IN MILLIMETERS	
CHKR		FIRST USED	
P.E.		14 R42GD	
M.E.		UNSPECIFIED TOLERANCES ARE:	
DSNR		WHOLE DIM (X)	: 3
		ONE-PLACE (X.X)	: 1.5
		TWO-PLACE (X.XX)	: 0.50
		ANGLE	: 1'
		THIRD ANGLE PROJECTION	
DO NOT SCALE DRAWING		REFER TO ES0018 FOR FASTENER TIGHTENING GUIDELINES	
TITLE: WIRING INSTL-CHASSIS			
SHEET 1 OF 3	PART NO 183549	REV	
REF:	1	02-Jan-2014	

FOR ELECTRICAL TORQUE SPECIFICATIONS SEE DWG NO. 128783-01-000

FOR ELECTRICAL CALLOUTS SEE DWG NO. 121339-01-000

* 183549 *



- NOTES:
- 5 USE PLUG-PLASTIC 61420-12-000 FOR UNUSED HOLE & SEAL.
 - 4 SEE WIRE ASM-CHASSIS FOR ADDITIONAL INFORMATION.
 - 3 SEE BATTERY INSTL FOR ADDITIONAL INFORMATION.
 - 2 SEE WIRING INSTL-FRONT END FOR ADDITIONAL INFORMATION.
 - 1 CENTER ON OUTBOARD SIDE OF SEAT PEDESTAL. LEAVE 675±50MM FOR SEAT TRAVEL.

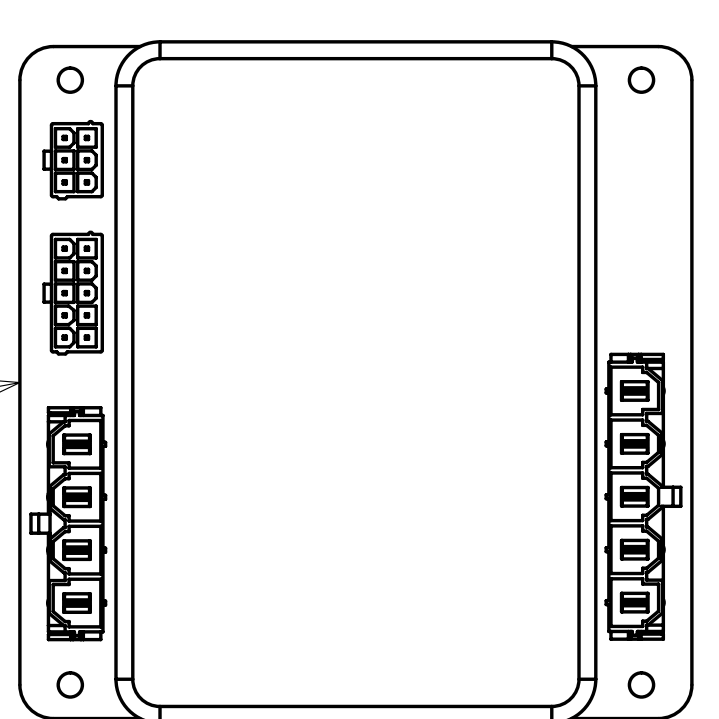
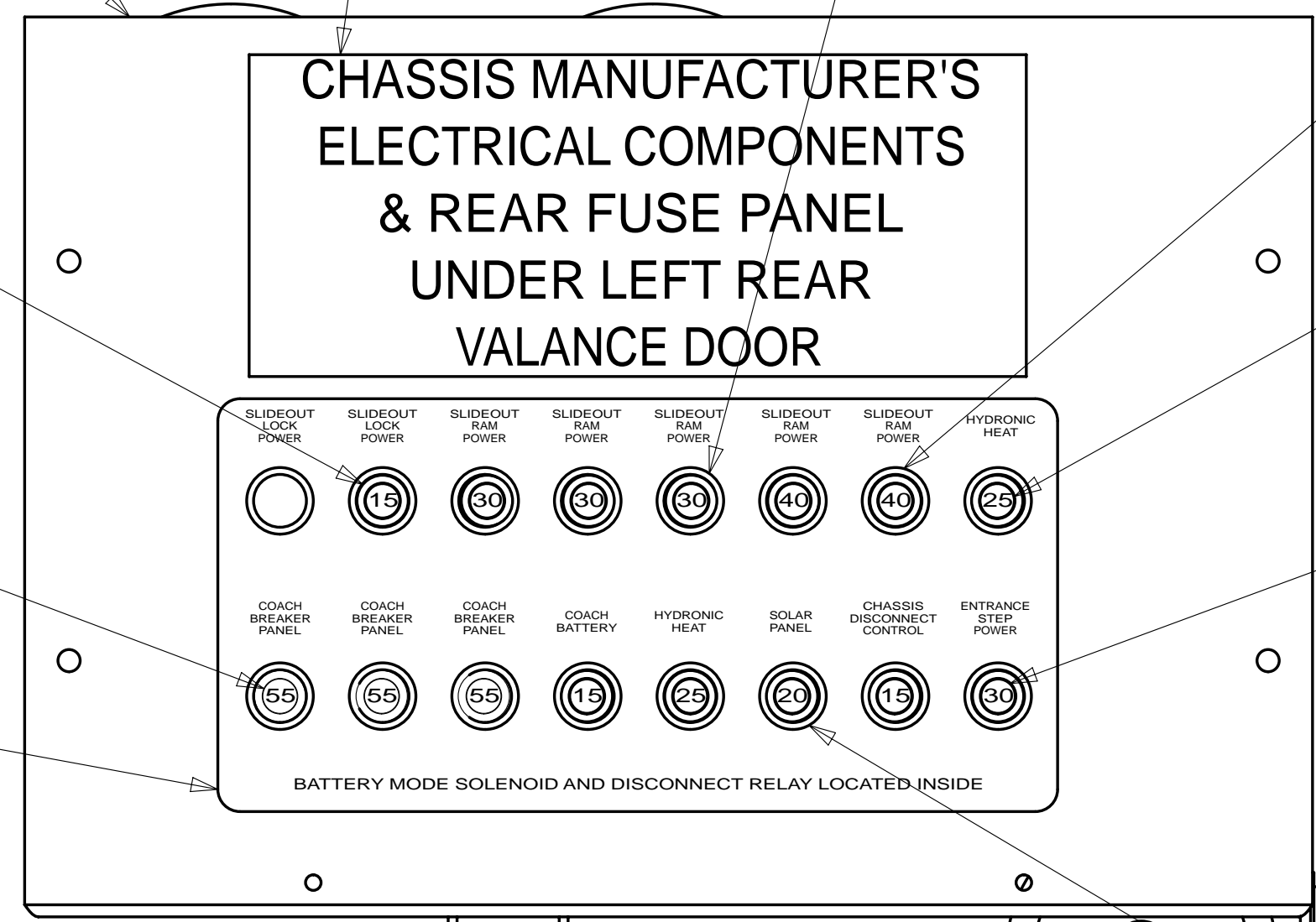
- 62P SEATS-DR/PASS UL/HEAT/TABLET
- 62L SEATS-LUXURY CAB
- 265 CODES/STANDARDS-CSA/CMVSS
- 1B1 CODES/STANDARDS USA

FIRST USED	14 R42GD	
DO NOT SCALE DRAWING		
TITLE: WIRING INSTL-CHASSIS		
SHEET 2	PART NO 183549	REV

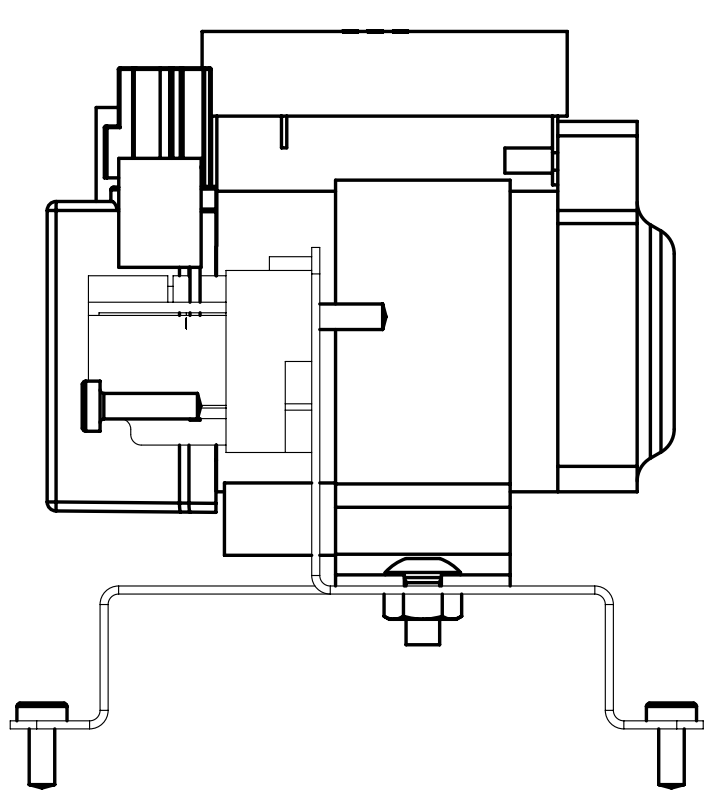
FOR ELECTRICAL TORQUE SPECIFICATIONS SEE DWG NO. 128783-01-000

FOR ELECTRICAL CALLOUTS SEE DWG NO. 121339-01-000

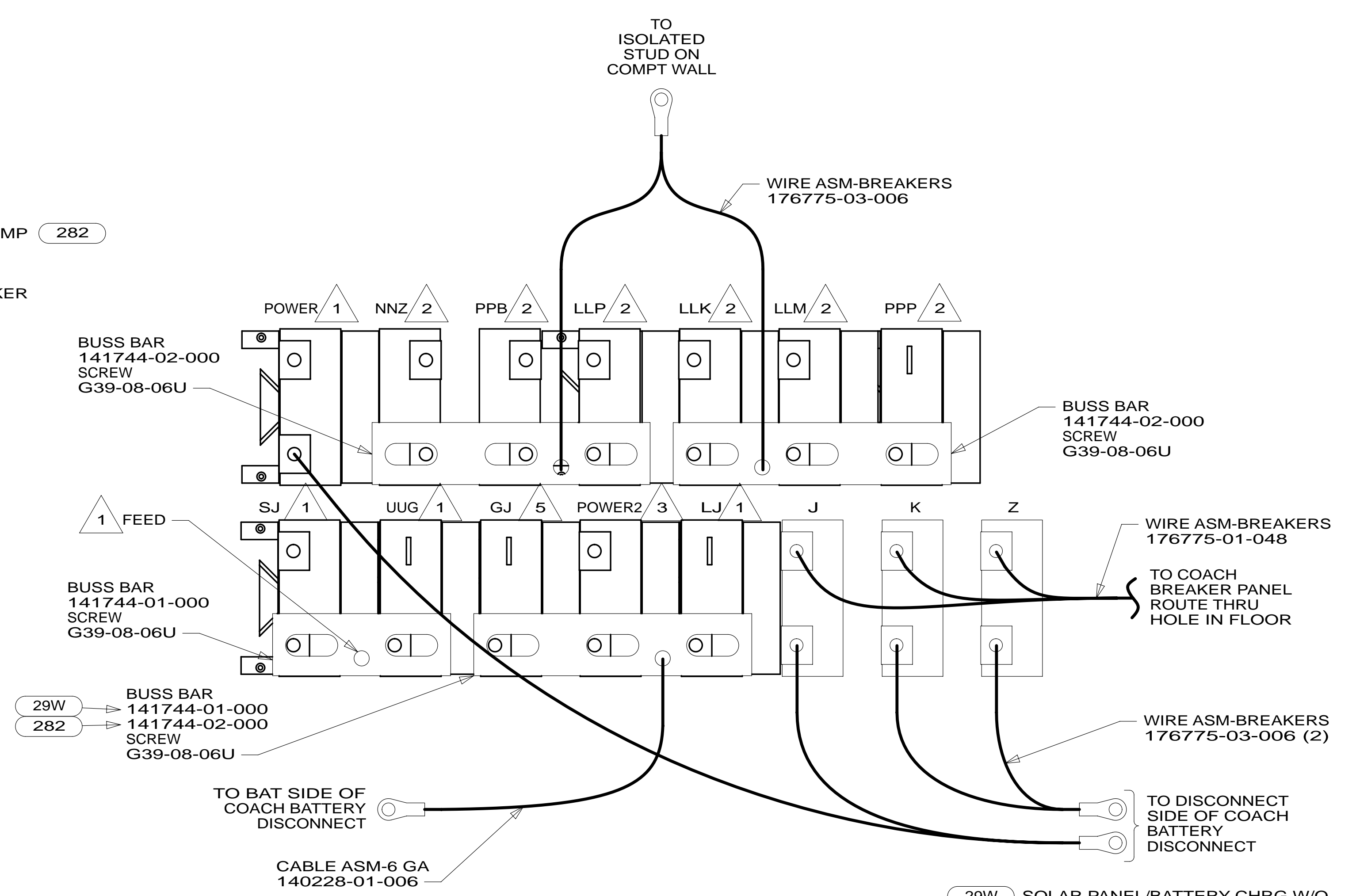
* 183549 * A



DETAIL CA



DETAIL CB



- NOTES:
- 5 FROM WIRE ASM-CHASSIS. TIE BACK TO HARNESS WITH 29W
 - 4 REPLACE EXISTING SCREW TO PROPERLY ATTACH BREAKER TO BUSS BAR.
 - 3 FROM WIRE ASM-CHASSIS. MARKED WITH YELLOW TAPE.
 - 2 FROM WIRE ASM-SLIDEOUT ROOMS.
 - 1 FROM WIRE ASM-CHASSIS.

- 29W SOLAR PANEL/BATTERY CHRГ W/O
- 282 SOLAR PANEL - 100 WATT
- 265 CODES/STANDARDS-CSA/CMVSS
- 1B1 CODES/STANDARDS USA

FOR ELECTRICAL TORQUE SPECIFICATIONS SEE DWG NO. 128783-01-000

FOR ELECTRICAL CALLOUTS SEE DWG NO. 121339-01-000

FIRST USED	14 R42GD	
TITLE:	DO NOT SCALE DRAWING	
	WIRING INSTL-CHASSIS	
SHEET 3	PART NO 183549	REV
		02-Jan-2014

* 183549 *