



DANGER

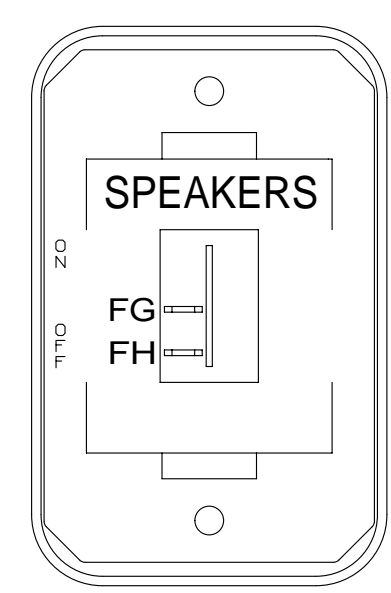
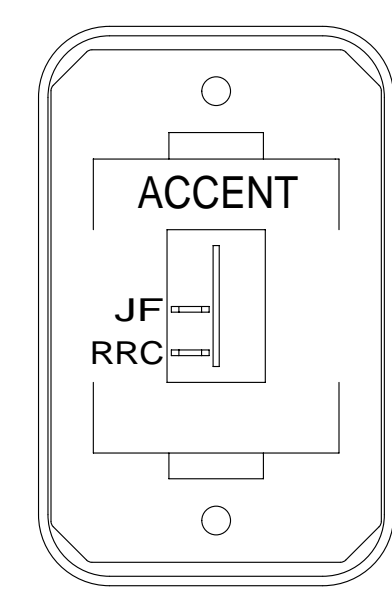
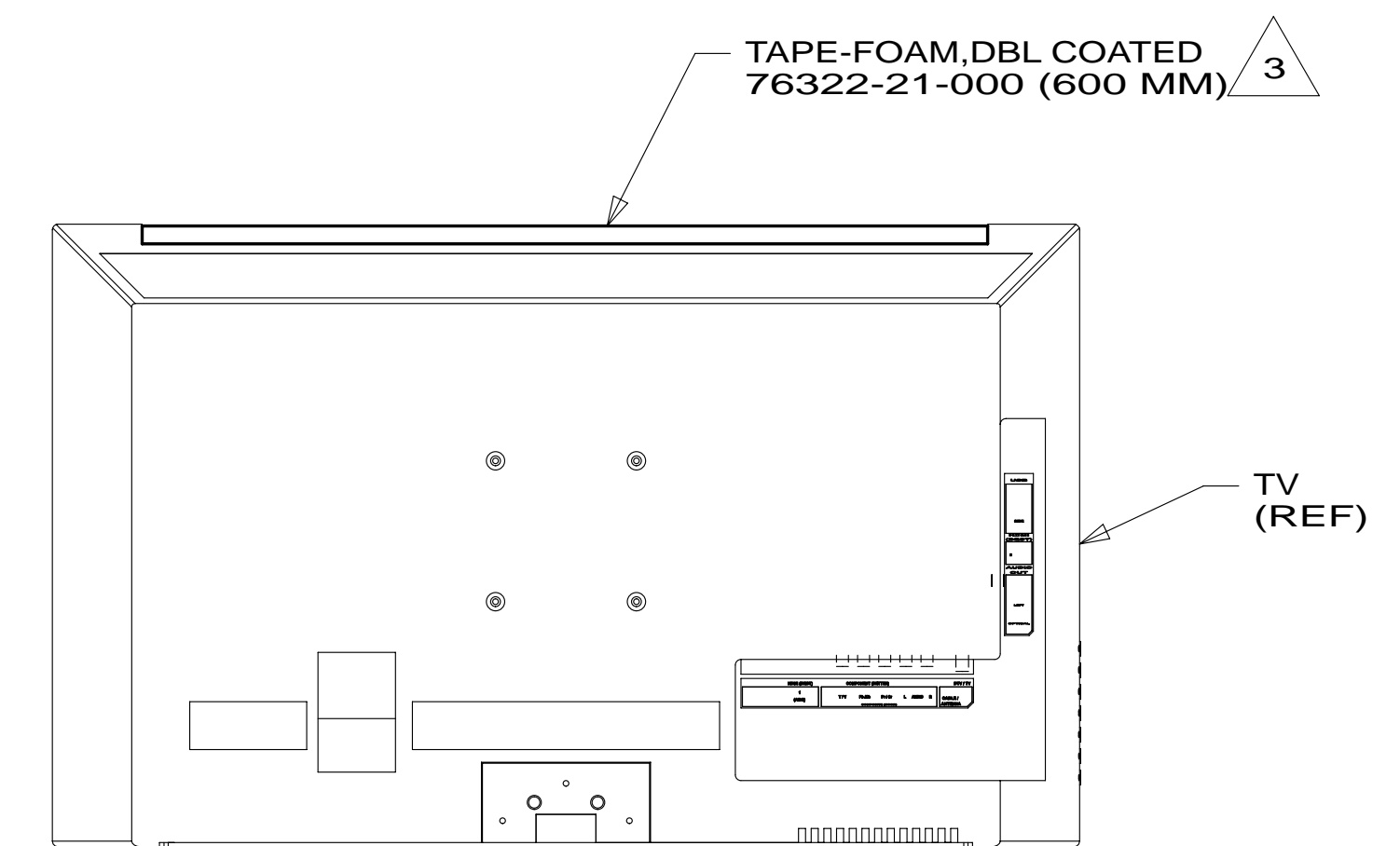
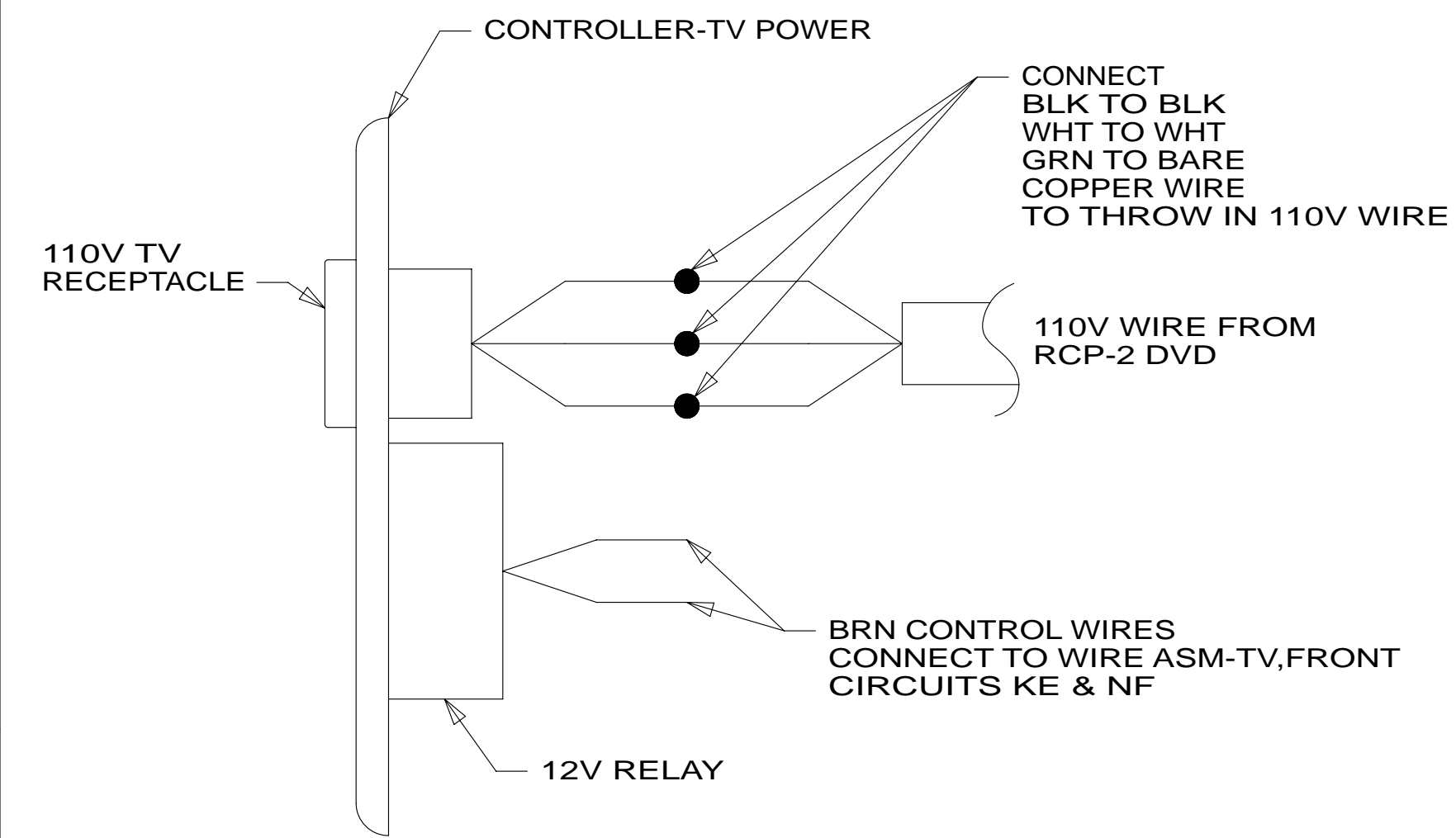
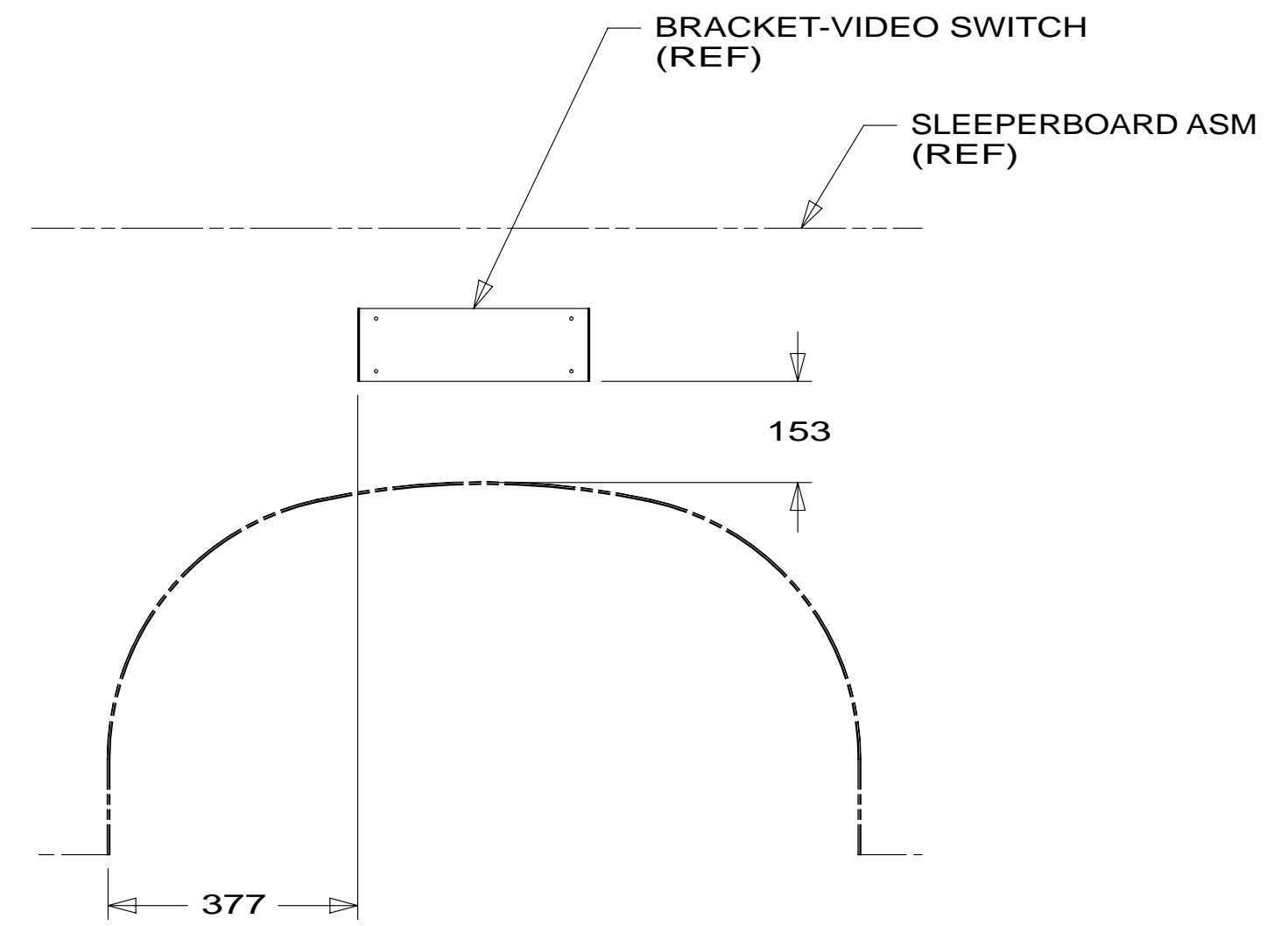
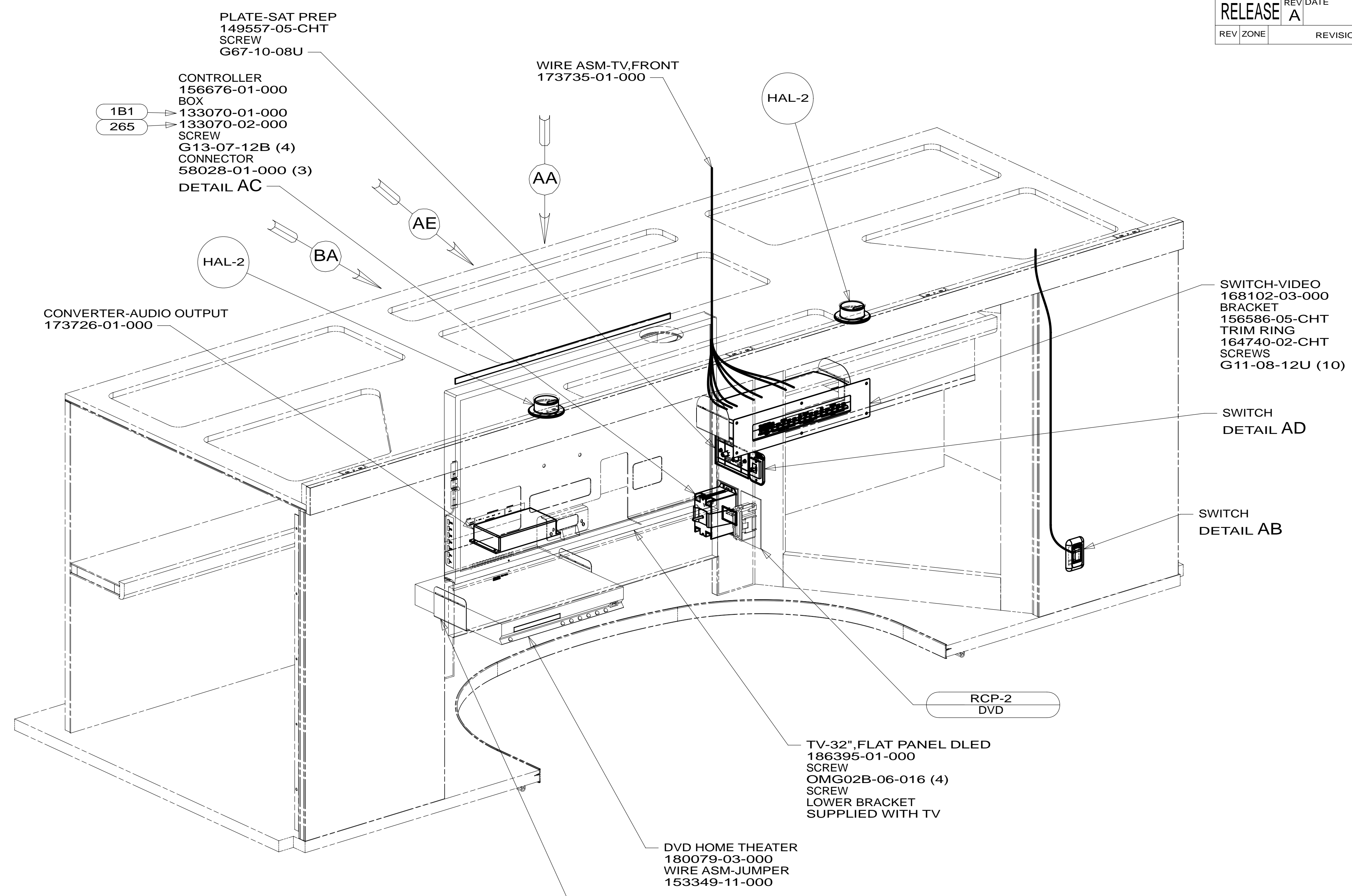
Danger of electrical shock, burns or death. Always remove all power sources before attempting any repair, service or diagnostic work. Power can be present from shore power, generator, inverter or battery. All power sources must be disabled and secured before performing any service.



CAUTION

If you lack the skills, tools or equipment to perform diagnostic or repair work leave such work to an authorized Winnebago Industries dealer or other qualified shop.

DRAWING NO.	MODEL	SHEETS
181768-01	224V	1,2,3,6,11
181768-02	226Q/226QP	1,2,5,6,7,11
181768-03	231C/231CP	1,2,3,6,8,11
181768-04	231J/231JP	1,2,3,6,9,11
181768-05	231R/231RP	1,2,3,6,10,11
181768-06	231W/231WP	13,14,15,16,17



- 1L9 ENTERTAINMENT CENTER-CABOVER
- 265 CODES/STANDARDS-CSA/CMVSS
- 1B1 CODES/STANDARDS USA

1B1 265 1L9

WINNEBAGO COPYRIGHT 2013 WINNEBAGO INDUSTRIES, INC.

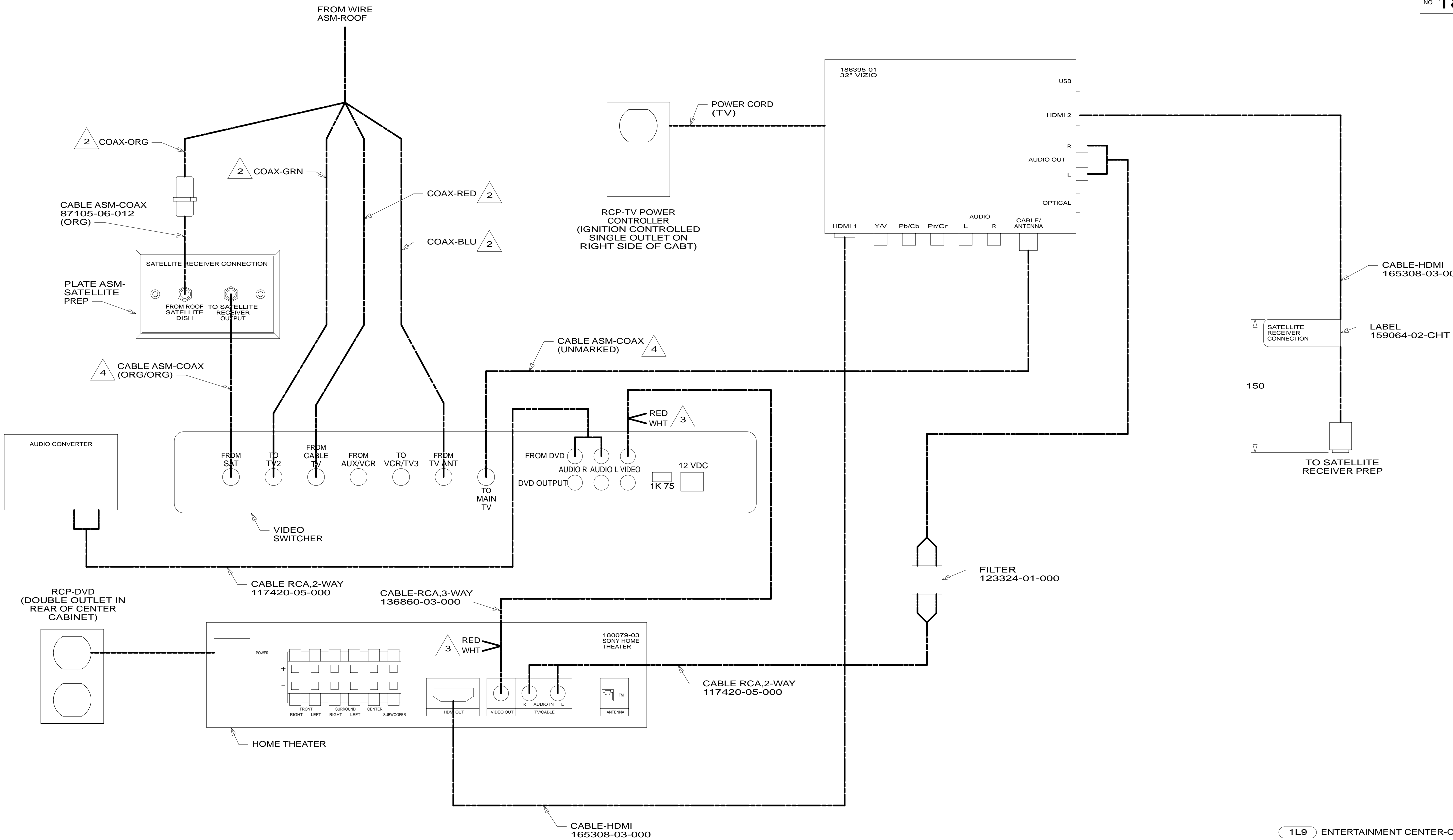
DFT#	ORIG. DATE
CHKR	ALL DIMENSIONS ARE IN MILLIMETERS
P.E.	FIRST USED
M.E.	13 200-SERIES
DSNR	MATERIAL:
UNSPECIFIED TOLERANCES ARE:	
WHOLE DIM (X)	: 3
ONE-PLACE (X.X)	: 1.5
TWO-PLACE (X.XX)	: 0.50
ANGLE	: 1°
THIRD ANGLE PROJECTION	
DO NOT SCALE DRAWING	REFER TO ES0018 FOR FASTENER TIGHTENING GUIDELINES
TITLE: WIRING INSTL-TV/DVD	
SHEET 1 OF 17	PART NO 181768 REV
REF:	1 20-Mar-2013

- NOTES:
- PREP SURFACE WITH 87211-01-000.
 - ALL WIRES TO BE SECURED WITH CLAMP 10495-01-000 OR CLIP 80734-01-000 EVERY 600MM. USE SCREW G67-10-12B UNLESS OTHERWISE SPECIFIED.
 - 110V WIRE TO BE CLAMPED WITH CLAMP 10497-05-000 WITHIN 200MM OF OUTLET BOXES. USE SCREW G67-10-12B.

FOR ELECTRICAL TORQUE SPECIFICATIONS SEE DWG NO. 128783-01-000

X-X FOR ELECTRICAL CALLOUTS SEE DWG NO. 121339-01-000

* 181768 *



- 4 CABLE IS FROM WIRE ASM-TV FRONT.
 - 3 RCA CABLE NOT USED. TAPE BACK TO CABLE.
 - 2 COAX IS FROM WIRE ASM-ROOF.
1. ALL CONNECTIONS ARE SHOWN FROM BACKSIDE OF COMPONENTS.

- 1L9 ENTERTAINMENT CENTER-CABOVER
- 265 CODES/STANDARDS-CSA/CMVSS
- 1B1 CODES/STANDARDS USA

FIRST USED

13 200-SERIES

DO NOT SCALE DRAWING

TITLE: **WIRING INSTL-TV/DVD**

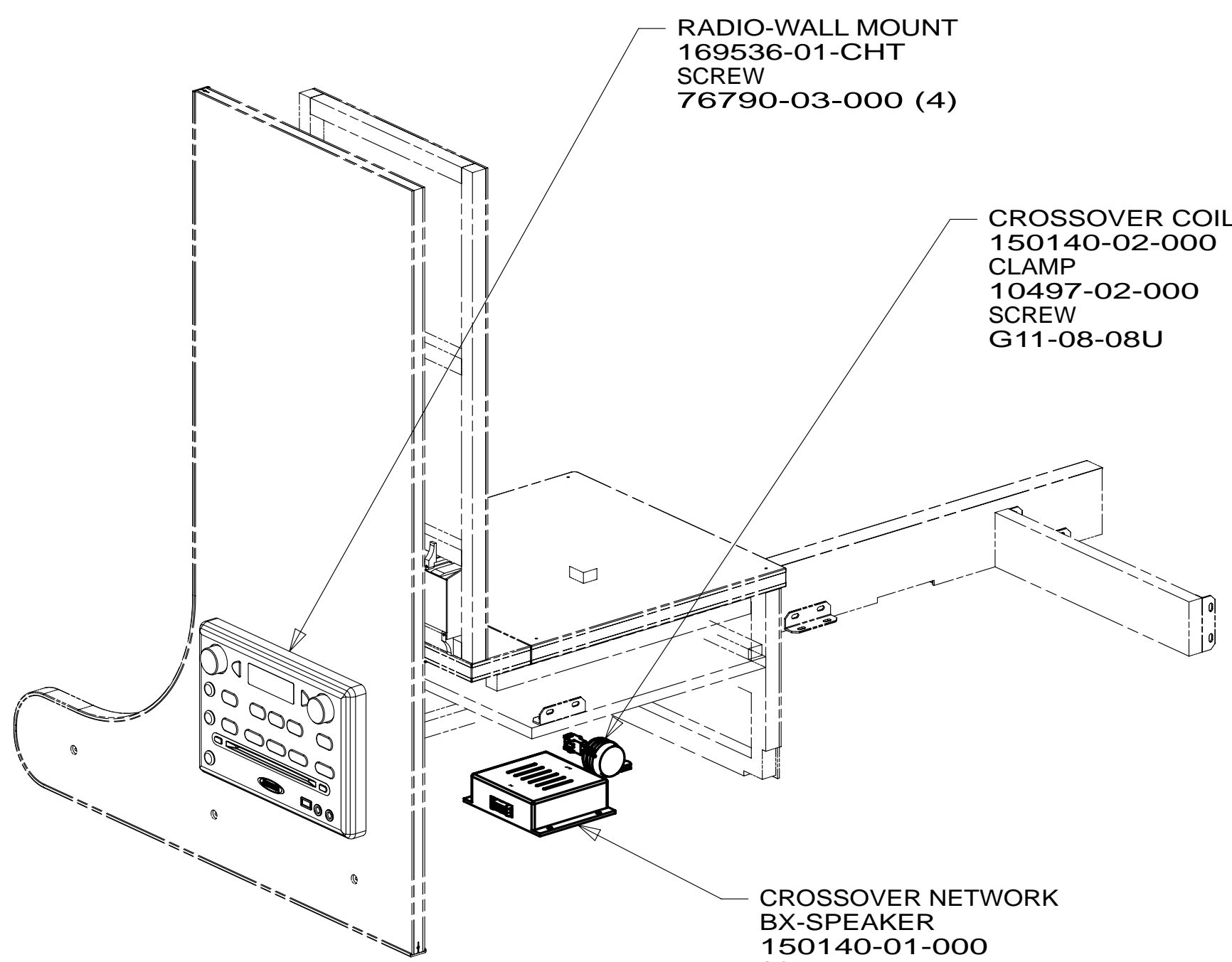
SHEET 2 PART NO **181768** REV

FOR ELECTRICAL TORQUE SPECIFICATIONS SEE DWG NO. 128783-01-000

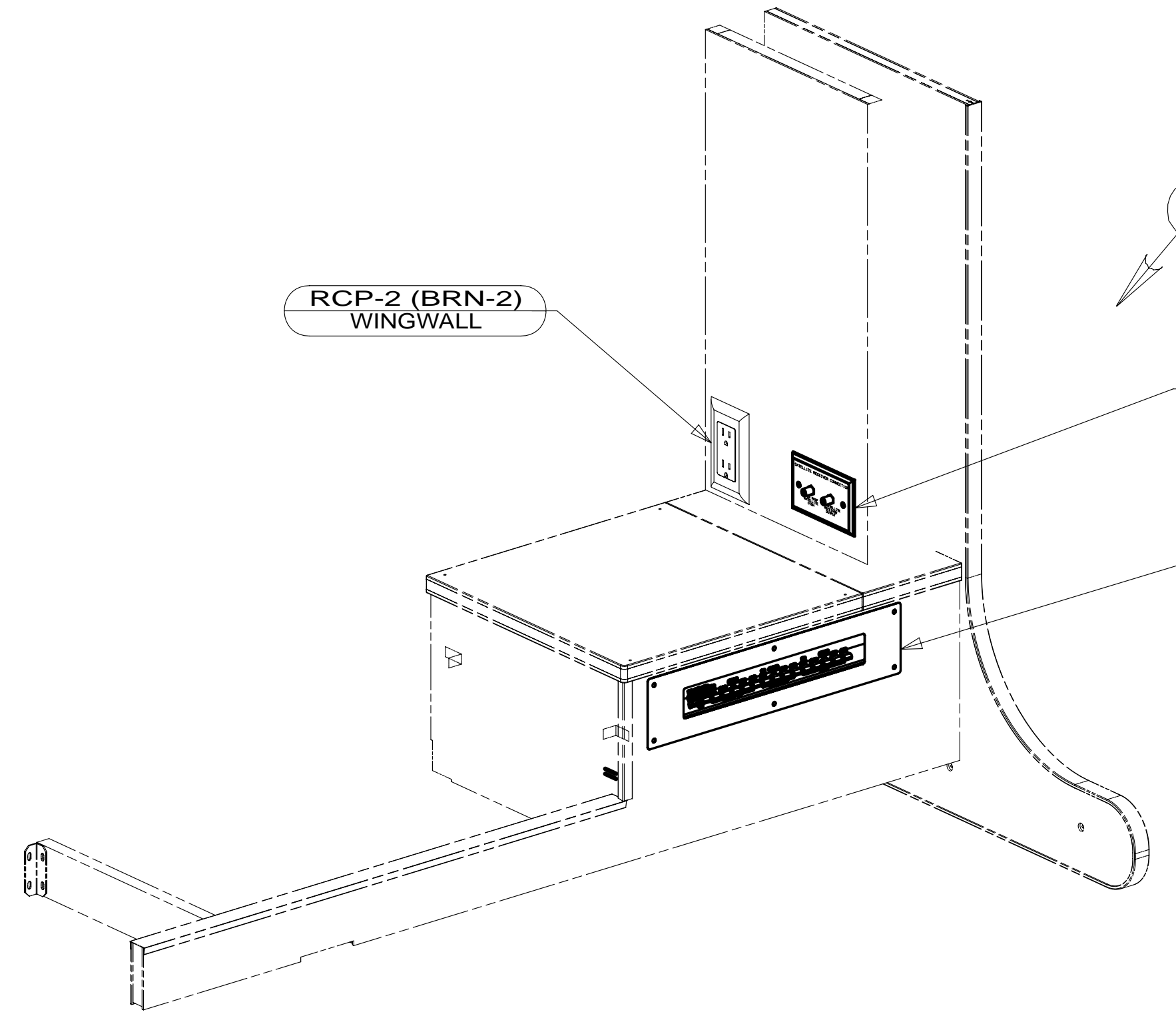
FOR ELECTRICAL CALLOUTS SEE DWG NO. 121339-01-000

DETAIL BA

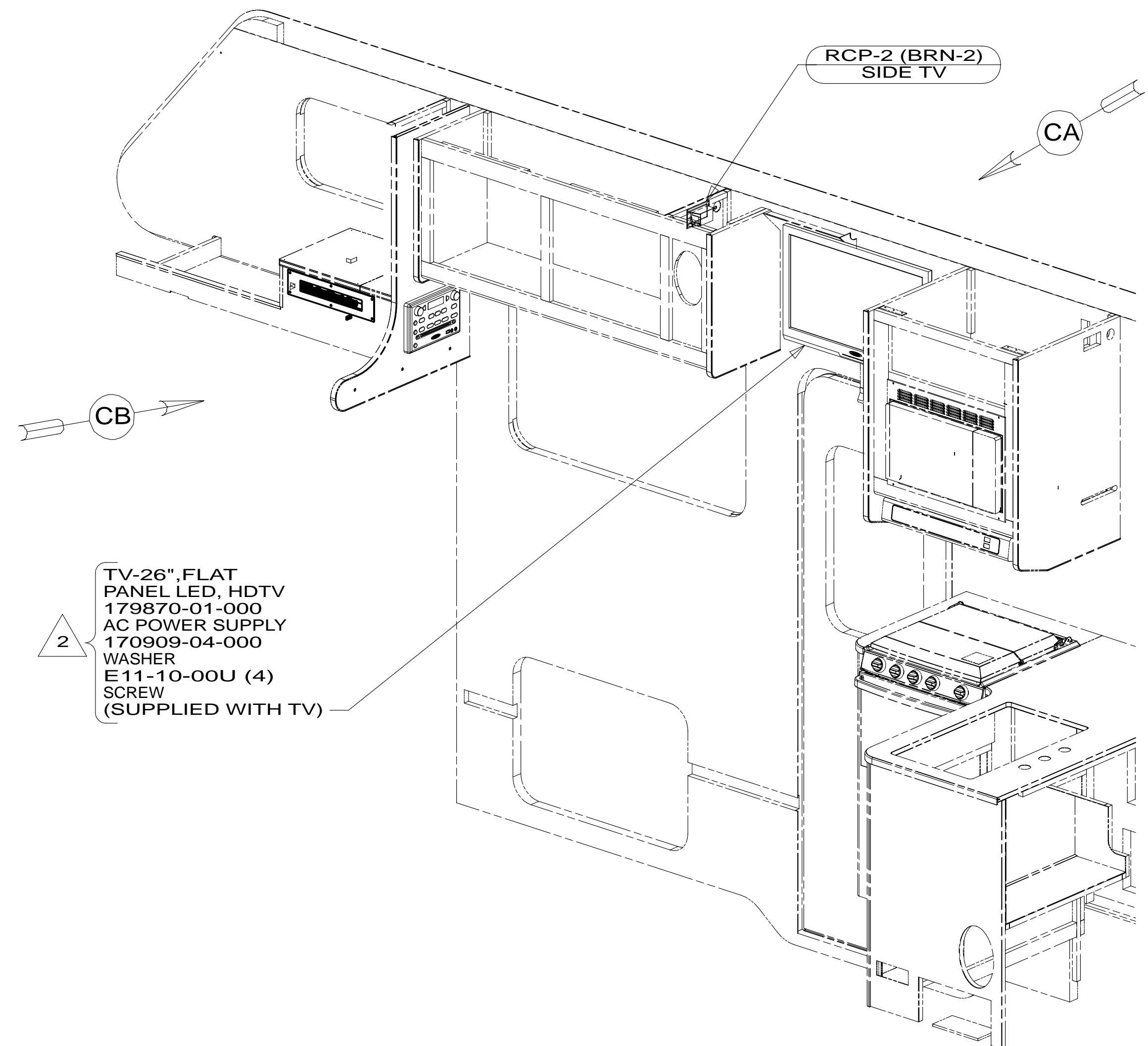
* 181768 *



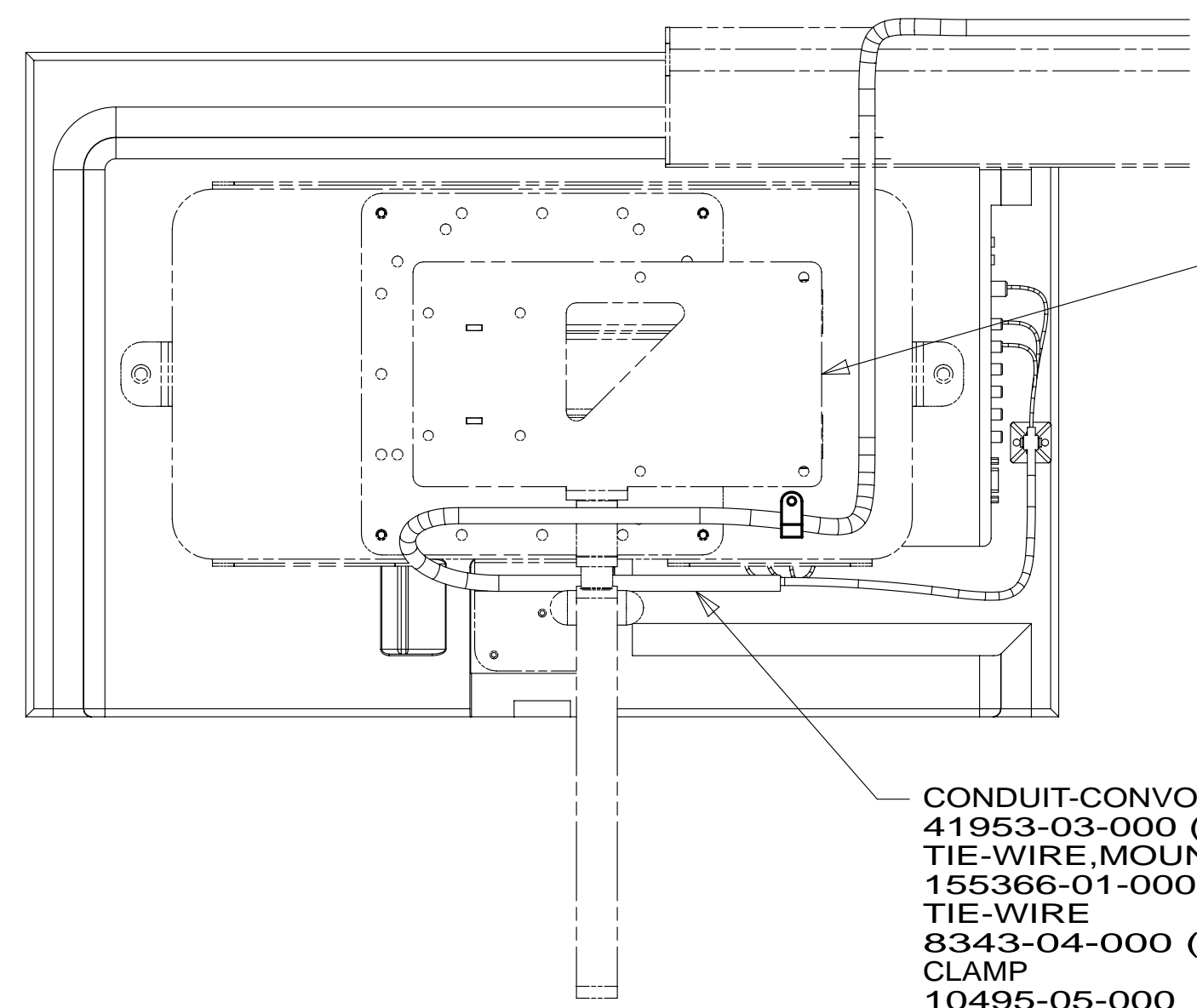
VIEW CC



VIEW CB



VIEW CA



VIEW CA

- NOTES:
- 3 COVER WIRES, COAX, AND RCA-CABLES THAT ARE ROUTED TO THE TV WITH CONVOLUTED TUBING AND SECURE TO TV-SUPPORT WITH TIE-WIRE.
 - 2 TV IS CENTERED ABOVE ENTRANCE DOOR.
 - 1 SEE FLOOR PLAN-CABT & APPLIANCE FOR ADDITIONAL INFORMATION.

- 61B TV-26"AC,STEREO SYS,VDEO SEL
- 265 CODES/STANDARDS-CSA/CMVSS
- 1B1 CODES/STANDARDS USA

1B1	265	61B
FIRST USED		
13 200-SERIES		
DO NOT SCALE DRAWING		
TITLE: WIRING INSTL-TV/DVD		
SHEET 3	PART NO 181768	REV

FOR ELECTRICAL TORQUE SPECIFICATIONS SEE DWG NO. 128783-01-000

FOR ELECTRICAL CALLOUTS SEE DWG NO. 121339-01-000

* 181768 * A

NOT SHEET
NOT USED

265 CODES/STANDARDS-CSA/CMVSS

1B1 CODES/STANDARDS USA

1B1 265

FIRST USED
13 200-SERIES

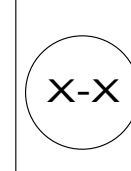
DO NOT SCALE DRAWING

TITLE:
WIRING INSTL-TV/DVD

SHEET 4 PART NO **181768** REV

FOR ELECTRICAL
TORQUE
SPECIFICATIONS
SEE DWG NO.
128783-01-000

FOR
ELECTRICAL
CALLOUTS
SEE DWG NO.
121339-01-000



* 181768 * A

8

7

6

5

↓

4

3

2

1

D

D

C

C

B

B

A

A

8

7

6

5

↑

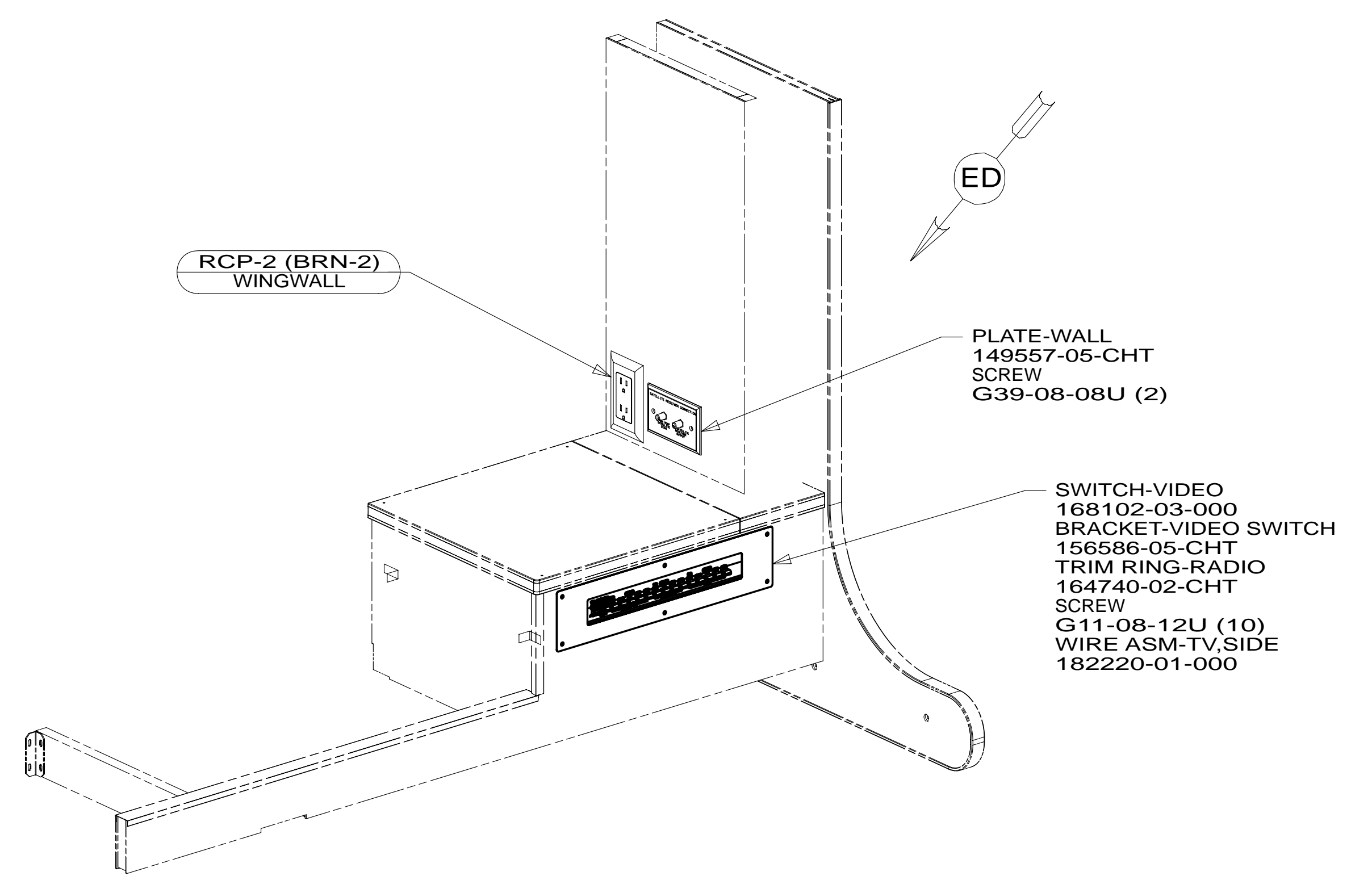
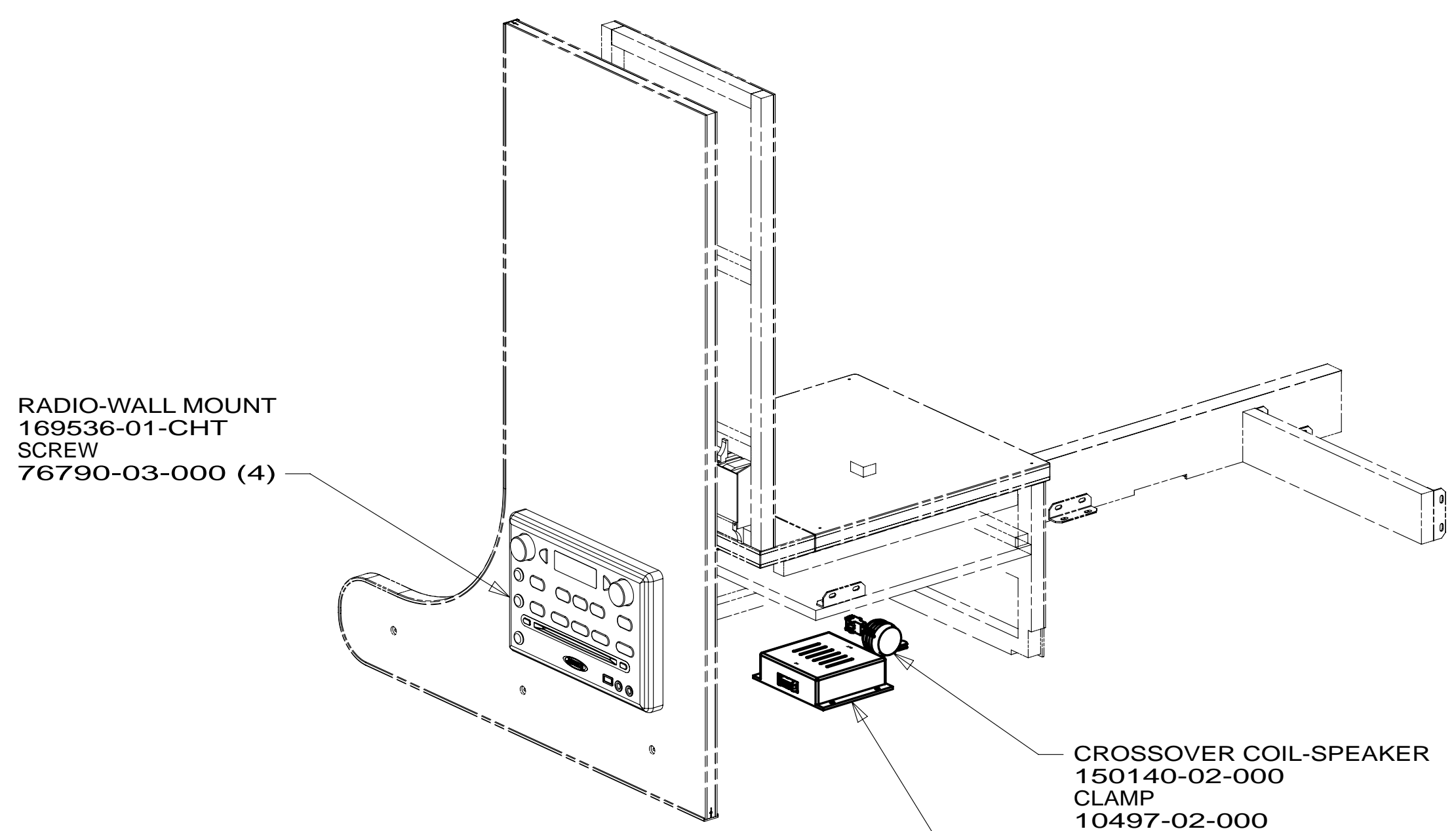
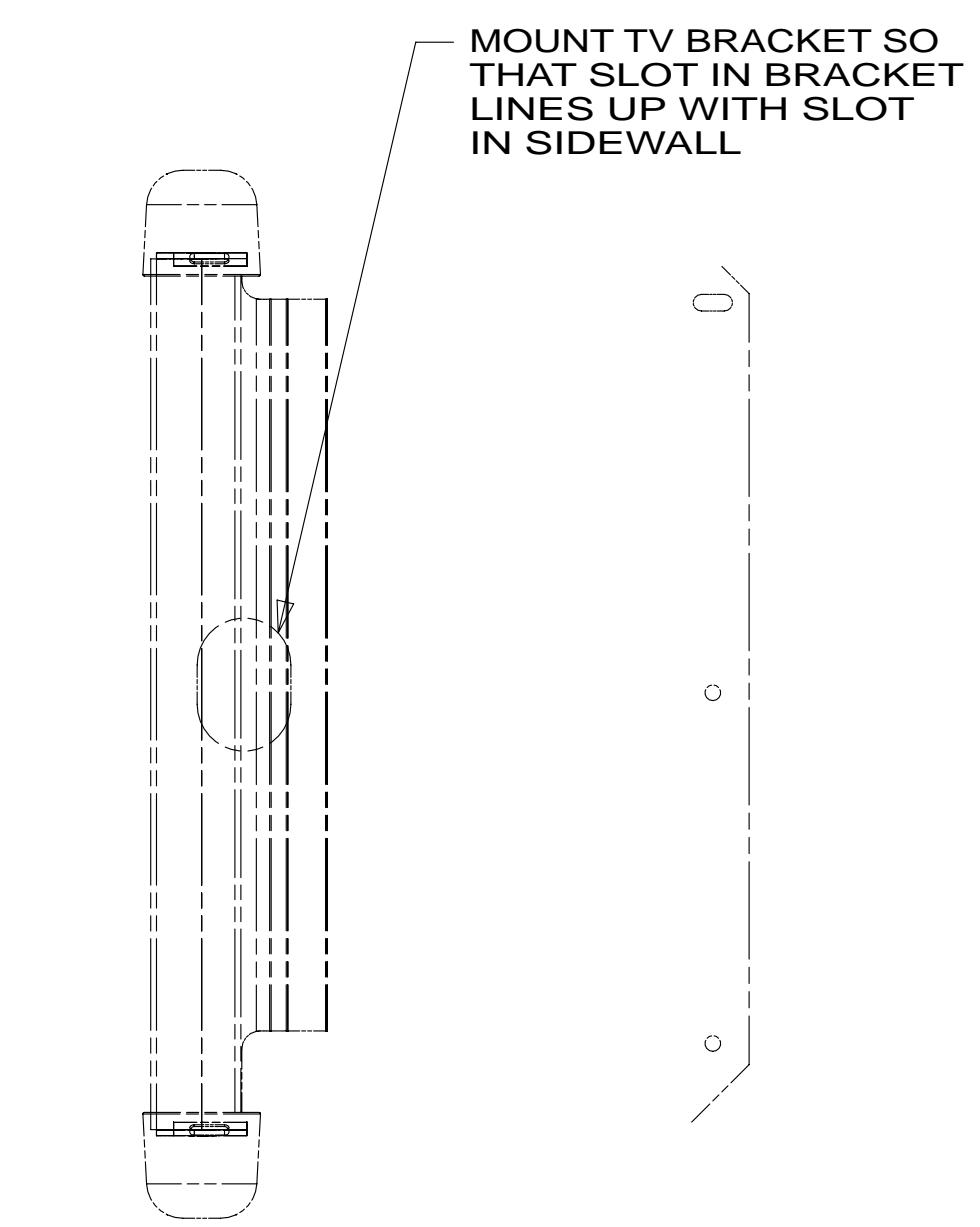
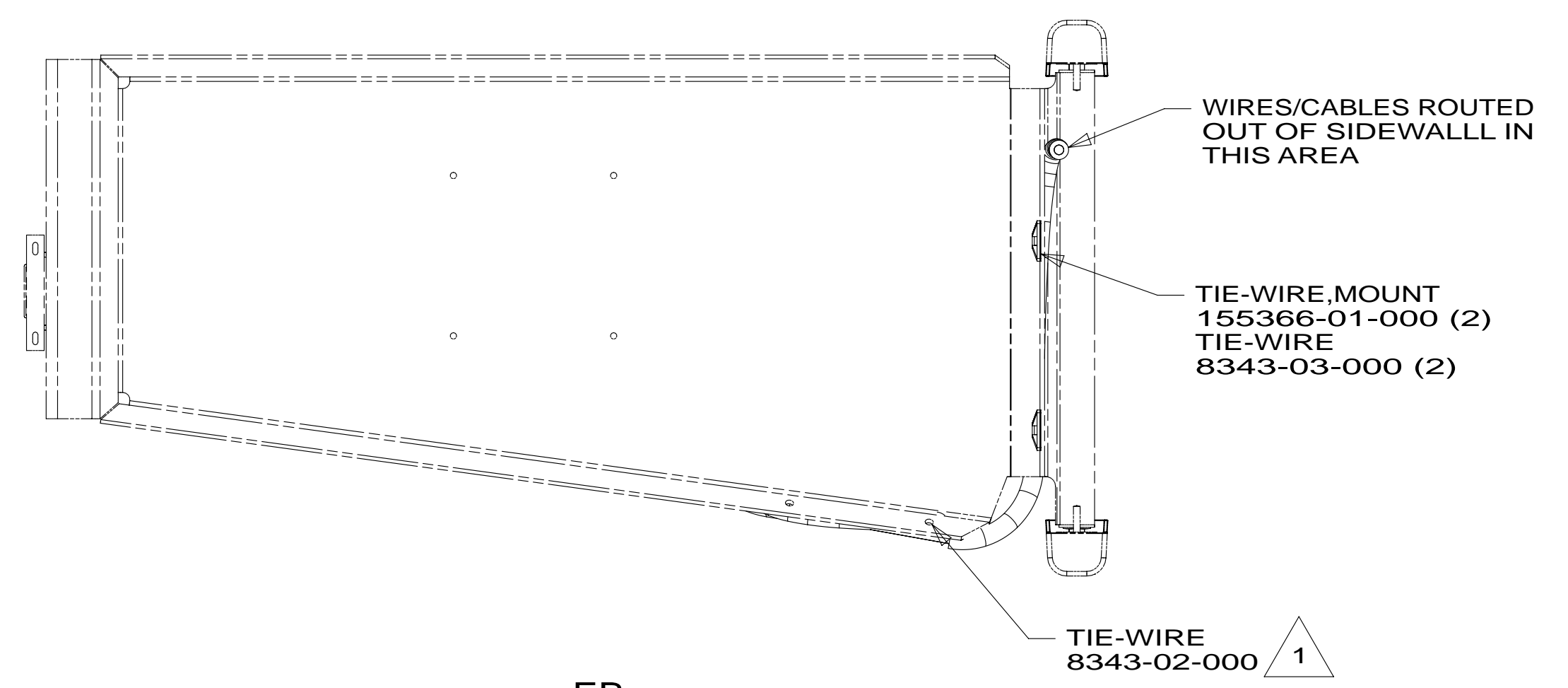
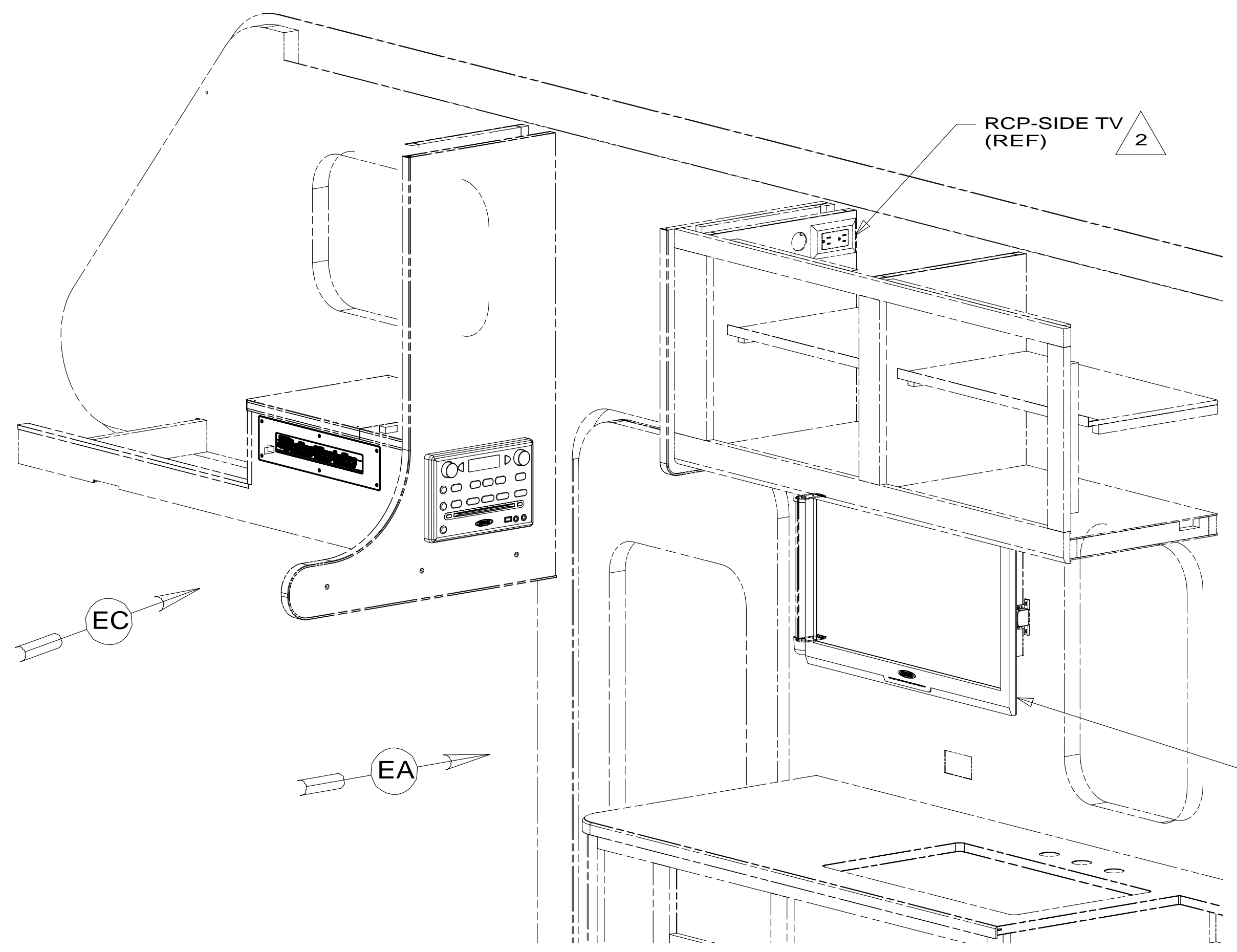
4

3

2

1





NOTES:
 2 SEE WIRING INSTL-BODY, 110V FOR ADDITIONAL INFORMATION.
 1 USE HOLES IN BRACKET ASM-MOUNT, TV TO ATTACH WIRE ASM TO BRACKET ASM-MOUNT, TV WITH WIRE TIES.

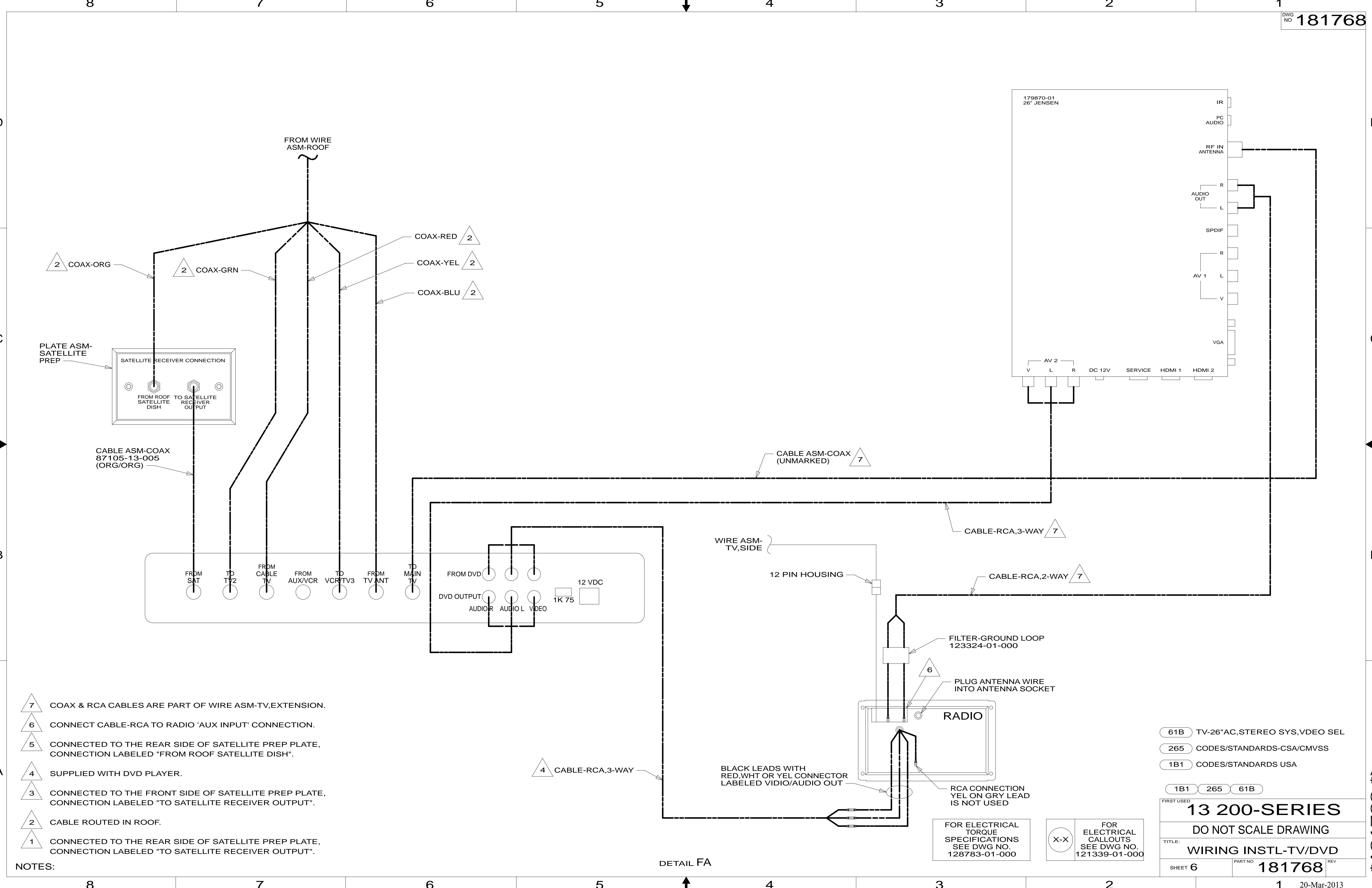
FOR ELECTRICAL TORQUE SPECIFICATIONS SEE DWG NO. 128783-01-000

FOR ELECTRICAL CALLOUTS SEE DWG NO. 121339-01-000

- 61B TV-26" AC, STEREO SYS, VIDEO SEL
- 265 CODES/STANDARDS-CSA/CMVSS
- 1B1 CODES/STANDARDS USA

1B1	265	61B
FIRST USED		
13 200-SERIES		
DO NOT SCALE DRAWING		
TITLE: WIRING INSTL-TV/DVD		
SHEET 5	PART NO. 181768	REV
20-Mar-2013		

* 181768 * A



- NOTES:
- 7 COAX & RCA CABLES ARE PART OF WIRE ASM-TV, EXTENSION.
 - 6 CONNECT CABLE-RCA TO RADIO 'AUX INPUT' CONNECTION.
 - 5 CONNECTED TO THE REAR SIDE OF SATELLITE PREP PLATE, CONNECTION LABELED "FROM ROOF SATELLITE DISH".
 - 4 SUPPLIED WITH DVD PLAYER.
 - 3 CONNECTED TO THE FRONT SIDE OF SATELLITE PREP PLATE, CONNECTION LABELED "TO SATELLITE RECEIVER OUTPUT".
 - 2 CABLE ROUTED IN ROOF.
 - 1 CONNECTED TO THE REAR SIDE OF SATELLITE PREP PLATE, CONNECTION LABELED "TO SATELLITE RECEIVER OUTPUT".

FOR ELECTRICAL TORQUE SPECIFICATIONS SEE DWG NO. 128783-01-000

FOR ELECTRICAL CALLOUTS SEE DWG NO. 121339-01-000

- 61B TV-26" AC, STEREO SYS, VIDEO SEL
- 265 CODES/STANDARDS-CSA/CMVSS
- 1B1 CODES/STANDARDS USA

FIRST USED

13 200-SERIES

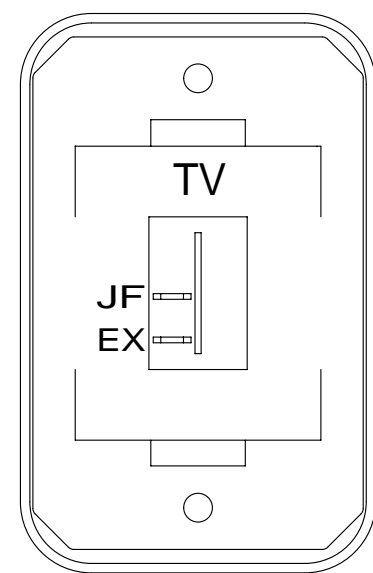
DO NOT SCALE DRAWING

TITLE: **WIRING INSTL-TV/DVD**

SHEET 6 PART NO. **181768** REV

20-Mar-2013

* 181768 *



DETAIL GA

- SWITCH-ROCKER 135740-01-CHT
- SWITCH-BASE 135741-01-CHT
- SWITCH-BEZEL 135742-45-CHT
- SCREW G11-08-08U (2)

WALLPLATE,TV COAX (GRN) (REF)

- TV-22",FLAT PANEL LED, HDTV 180602-01-000
- DC POWER CABLE 170909-02-000
- WASHER E11-10-00B (4)
- SCREW OMG02B-04-016 (4)
- CONVOLUTE 41953-06-000 (600 MM)
- WIRE TIE 8343-01-000 (2)
- WIRE ASM-TV EXTENSION 165275-01-000

SWITCH
DETAIL GA

- 68B TV (REAR)DC 22" LCD W/REMOTE
- 265 CODES/STANDARDS-CSA/CMVSS
- 1B1 CODES/STANDARDS USA

1B1 265 68B

FIRST USED 13 200-SERIES

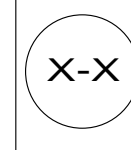
DO NOT SCALE DRAWING

TITLE: WIRING INSTL-TV/DVD

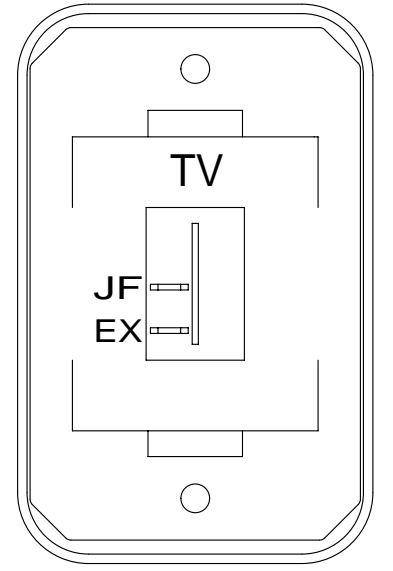
SHEET 7 PART NO 181768 REV

FOR ELECTRICAL TORQUE SPECIFICATIONS SEE DWG NO. 128783-01-000

FOR ELECTRICAL CALLOUTS SEE DWG NO. 121339-01-000



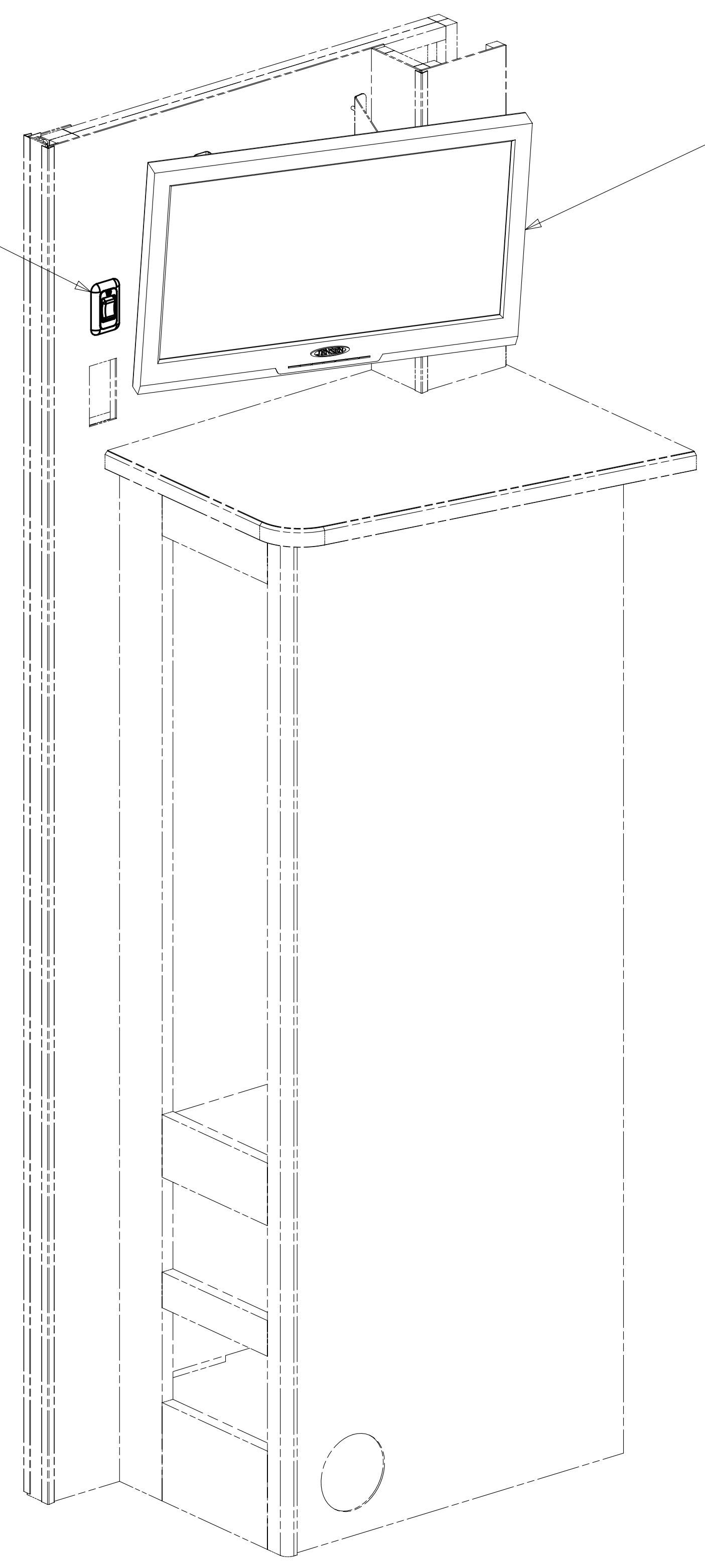
* 181768 * A



DETAIL HA

- SWITCH-ROCKER
- 135740-01-CHT
- SWITCH-BASE
- 135741-01-CHT
- SWITCH-BEZEL
- 135742-45-CHT
- SCREW
- G11-08-08U (2)

SWITCH
DETAIL HA



- TV-22", FLAT PANEL LED, HDTV
- 180602-01-000
- TV-19" DC POWER CABLE
- 170909-02-000
- WASHER
- E11-10-00B (4)
- CONVOLUTE
- 41953-06-000 (600MM)
- WIRE TIE
- 8343-01-000 (2)
- WIRE ASM-TV EXTENSION
- 165275-01-000

- 68B TV (REAR)DC 22" LCD W/REMOTE
- 265 CODES/STANDARDS-CSA/CMVSS
- 1B1 CODES/STANDARDS USA

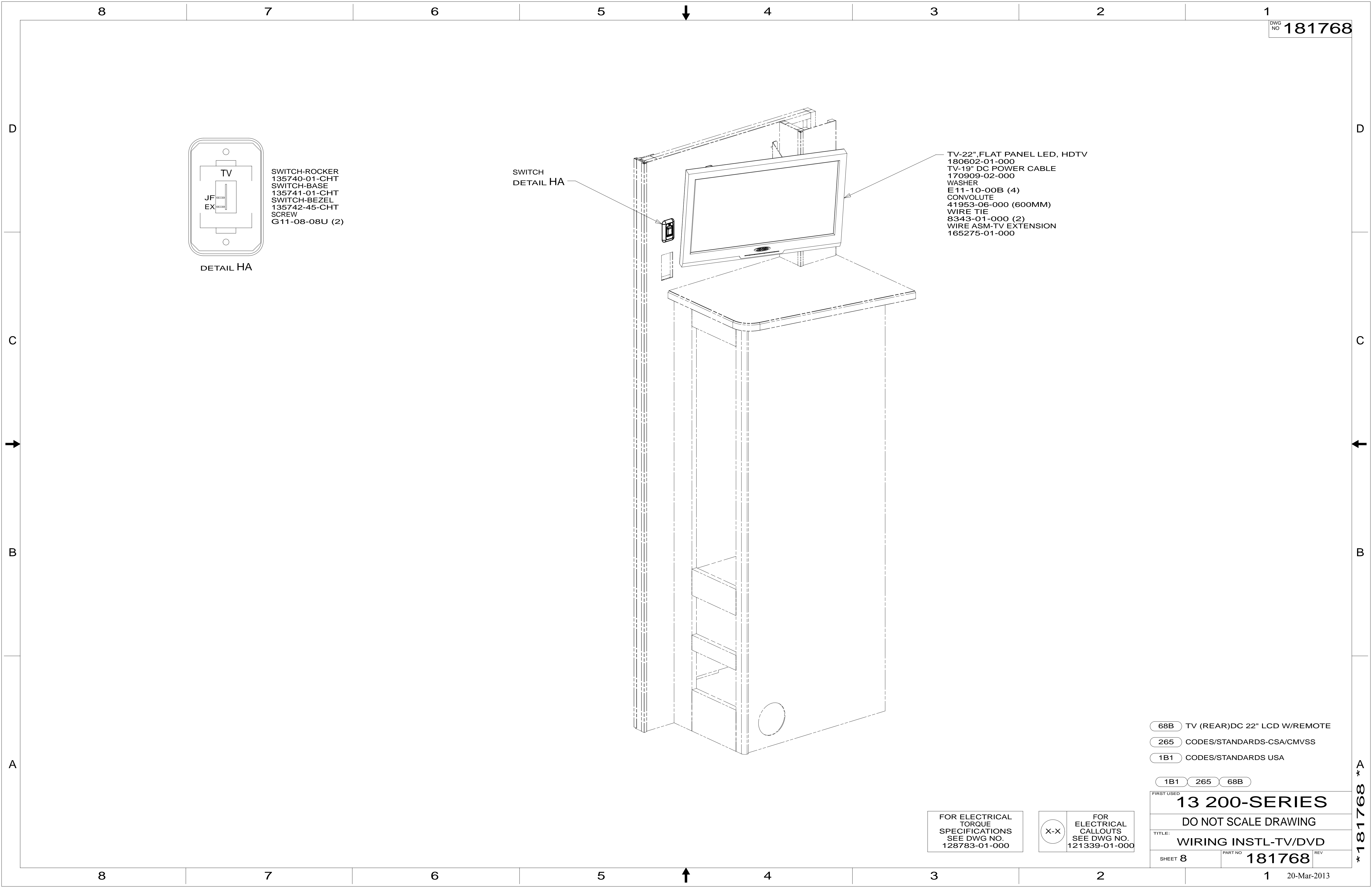
1B1 265 68B

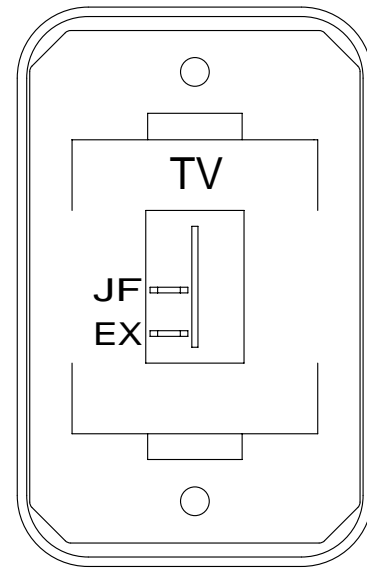
FIRST USED	
13 200-SERIES	
DO NOT SCALE DRAWING	
TITLE: WIRING INSTL-TV/DVD	
SHEET 8	PART NO 181768 REV

FOR ELECTRICAL
TORQUE
SPECIFICATIONS
SEE DWG NO.
128783-01-000

X-X
FOR
ELECTRICAL
CALLOUTS
SEE DWG NO.
121339-01-000

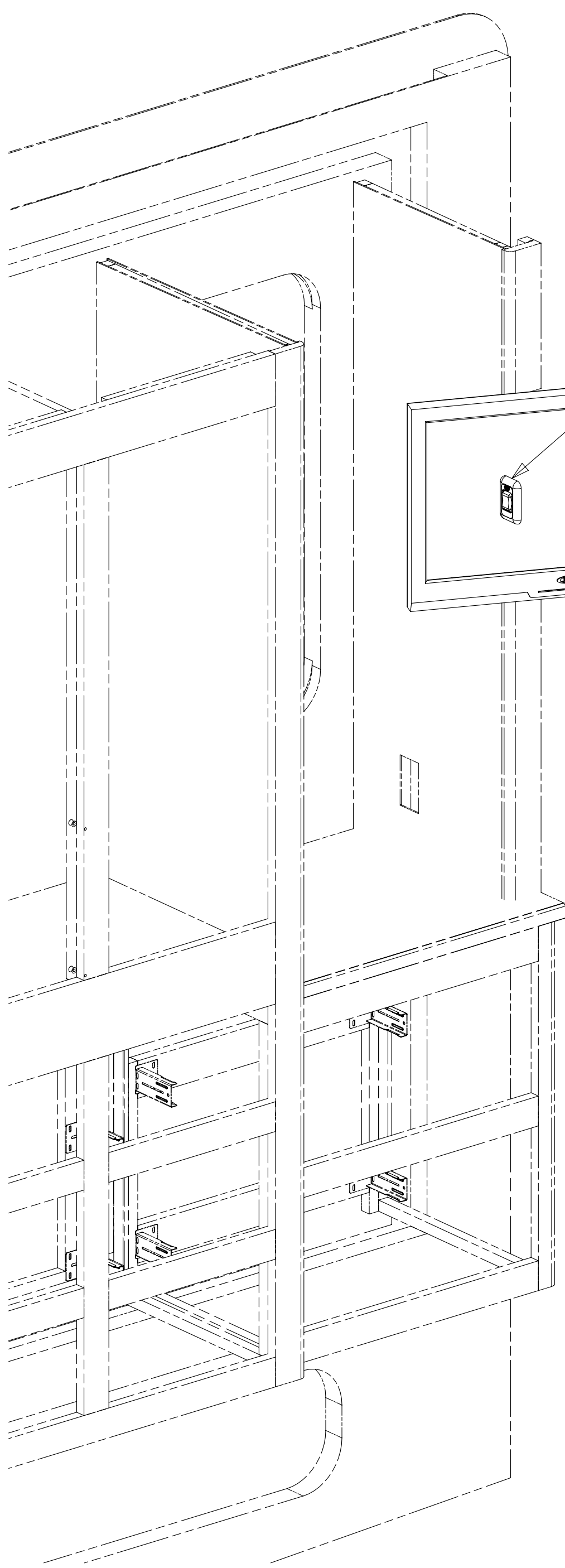
* 181768 * A





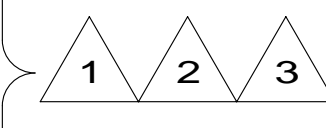
DETAIL JA

- SWITCH-ROCKER 135740-01-CHT
- SWITCH-BASE 135741-01-CHT
- SWITCH-BEZEL 135742-45-CHT
- SCREW G11-08-08U (2)



SWITCH
DETAIL JA 3

- TV-22",FLAT PANEL LED, HDTV 180602-01-000
- TV-19" DC POWER CABLE 170909-02-000
- SCREW OMG02B-04-016 (4)
- WASHER E11-10-00B (4)
- CONVOLUTE 41953-06-000 (600MM)
- WIRE TIE 8343-01-000 (2)
- WIRE ASM-TV EXTENSION 165275-01-000



- 3 SEE WIRING INSTL-BODY,12V FOR ADDITIONAL INFORMATION.
- 2 SEE FLOOR PLAN-CABT & APPLIANCE FOR MOUNTING INFORMATION.
- 1 USE SCREWS SUPPLIED WITH TV.

NOTES:

FOR ELECTRICAL TORQUE SPECIFICATIONS SEE DWG NO. 128783-01-000

FOR ELECTRICAL CALLOUTS SEE DWG NO. 121339-01-000

- 68B TV (REAR)DC 22" LCD W/REMOTE
- 265 CODES/STANDARDS-CSA/CMVSS
- 1B1 CODES/STANDARDS USA

1B1 265 68B

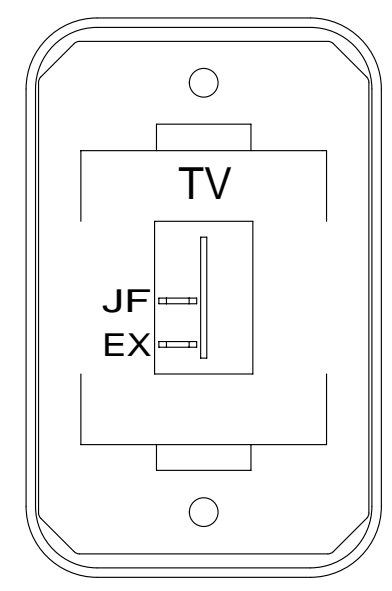
FIRST USED 13 200-SERIES

DO NOT SCALE DRAWING

TITLE: WIRING INSTL-TV/DVD

SHEET 9 PART NO 181768 REV

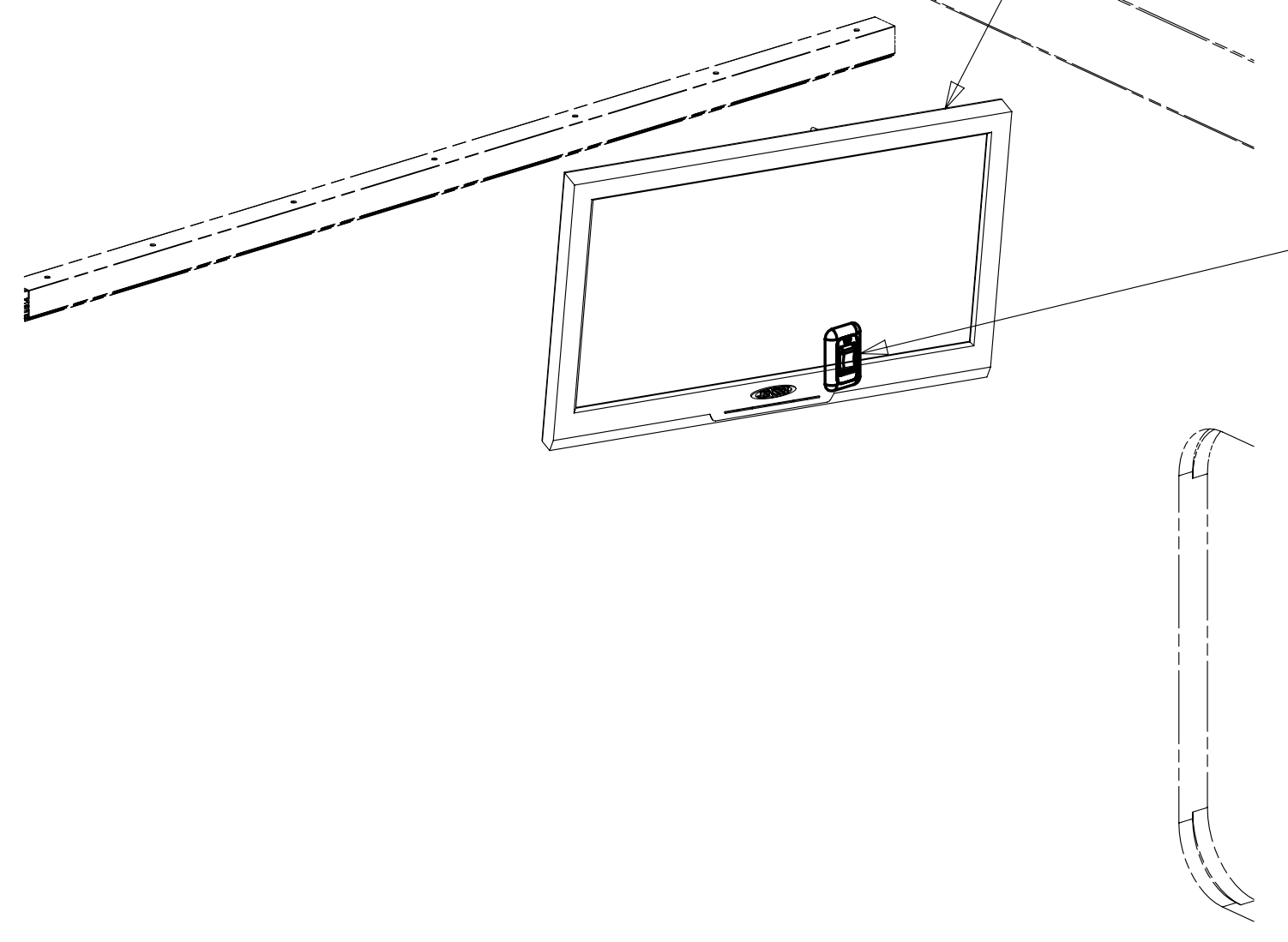
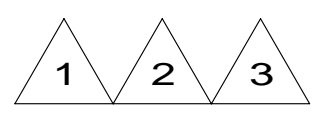
* 181768 * A



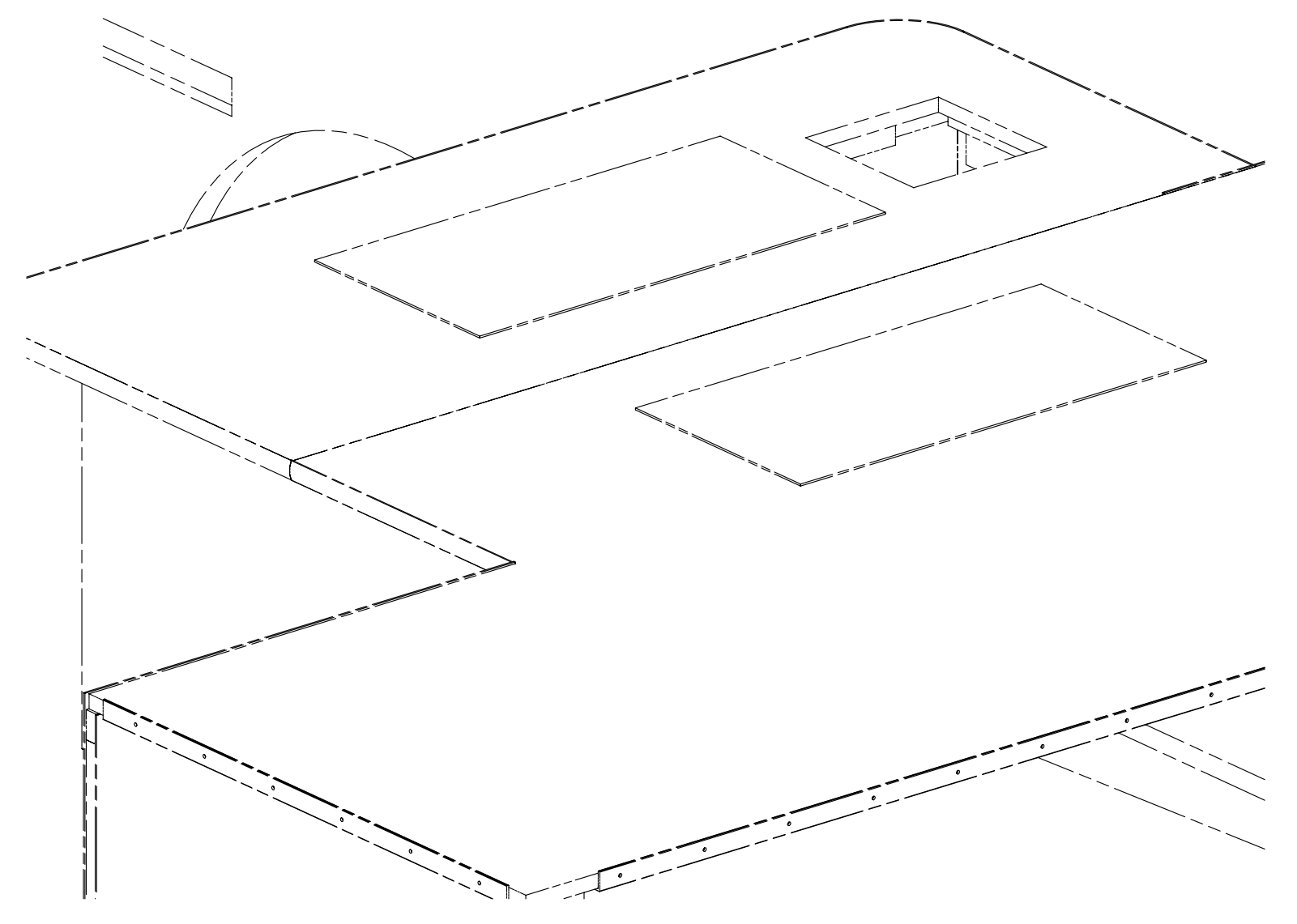
DETAIL KA

- SWITCH-ROCKER 135740-01-CHT
- SWITCH-BASE 135741-01-CHT
- SWITCH-BEZEL 135742-45-CHT
- SCREW G11-08-08U (2)

- TV-22", FLAT PANEL LED, HDTV 180602-01-000
- TV-19" DC POWER CABLE 170909-02-000
- SCREW OMG02B-04-016 (4)
- WASHER E11-10-00B (4)
- CONVOLUTE 41953-06-000 (600MM)
- WIRE TIE 8343-01-000 (2)
- WIRE ASM-TV EXTENSION 165275-01-000



SWITCH
DETAIL KA 3



- 3 SEE WIRING INSTL-BODY, 12V FOR ADDITIONAL INFORMATION.
- 2 SEE FLOOR PLAN-CABT & APPLIANCE FOR MOUNTING INFORMATION.
- 1 USE SCREWS SUPPLIED WITH TV.

NOTES:

FOR ELECTRICAL TORQUE SPECIFICATIONS SEE DWG NO. 128783-01-000

FOR ELECTRICAL CALLOUTS SEE DWG NO. 121339-01-000

- 68B TV (REAR)DC 22" LCD W/REMOTE
- 265 CODES/STANDARDS-CSA/CMVSS
- 1B1 CODES/STANDARDS USA

1B1 265 68B

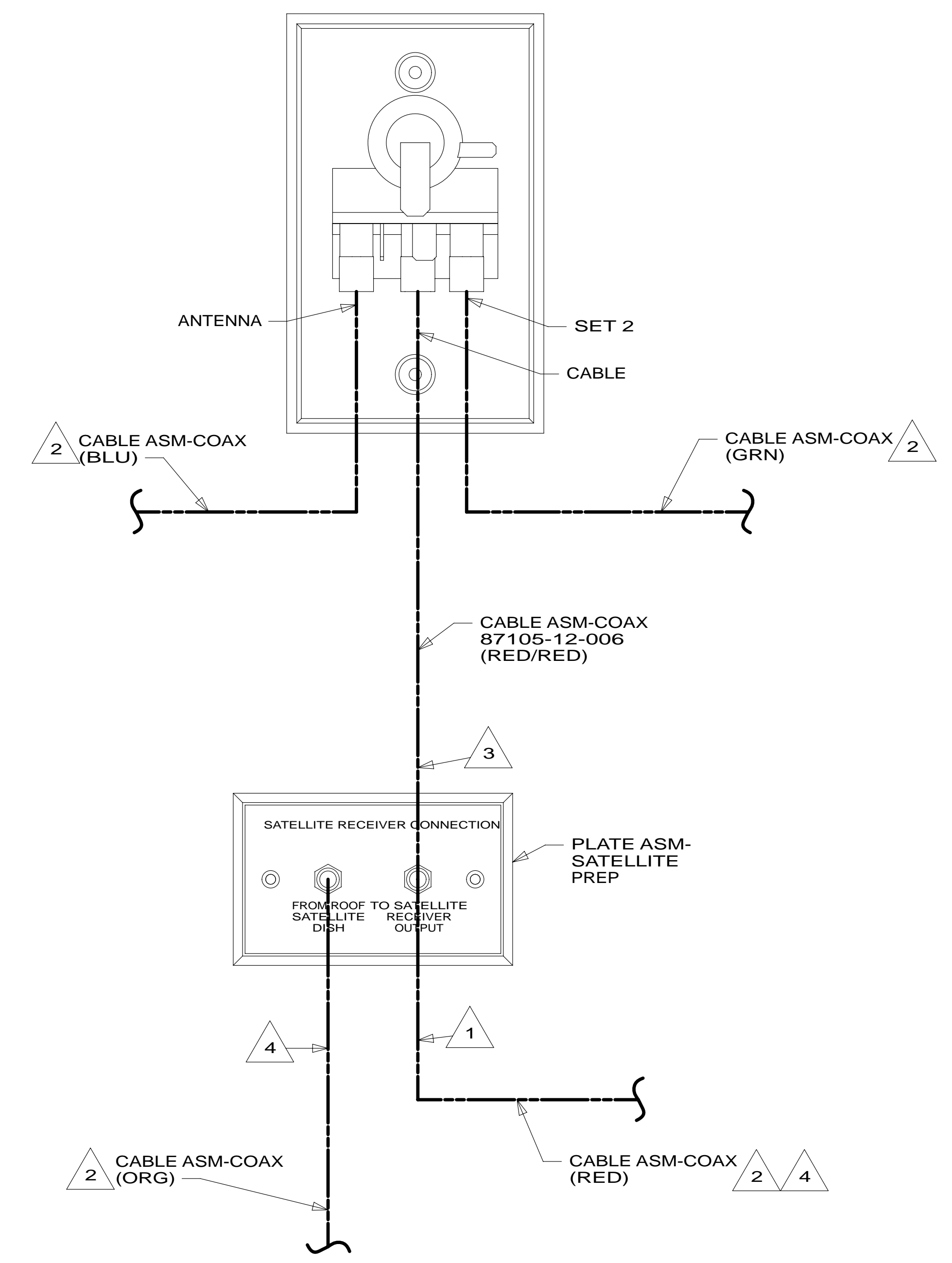
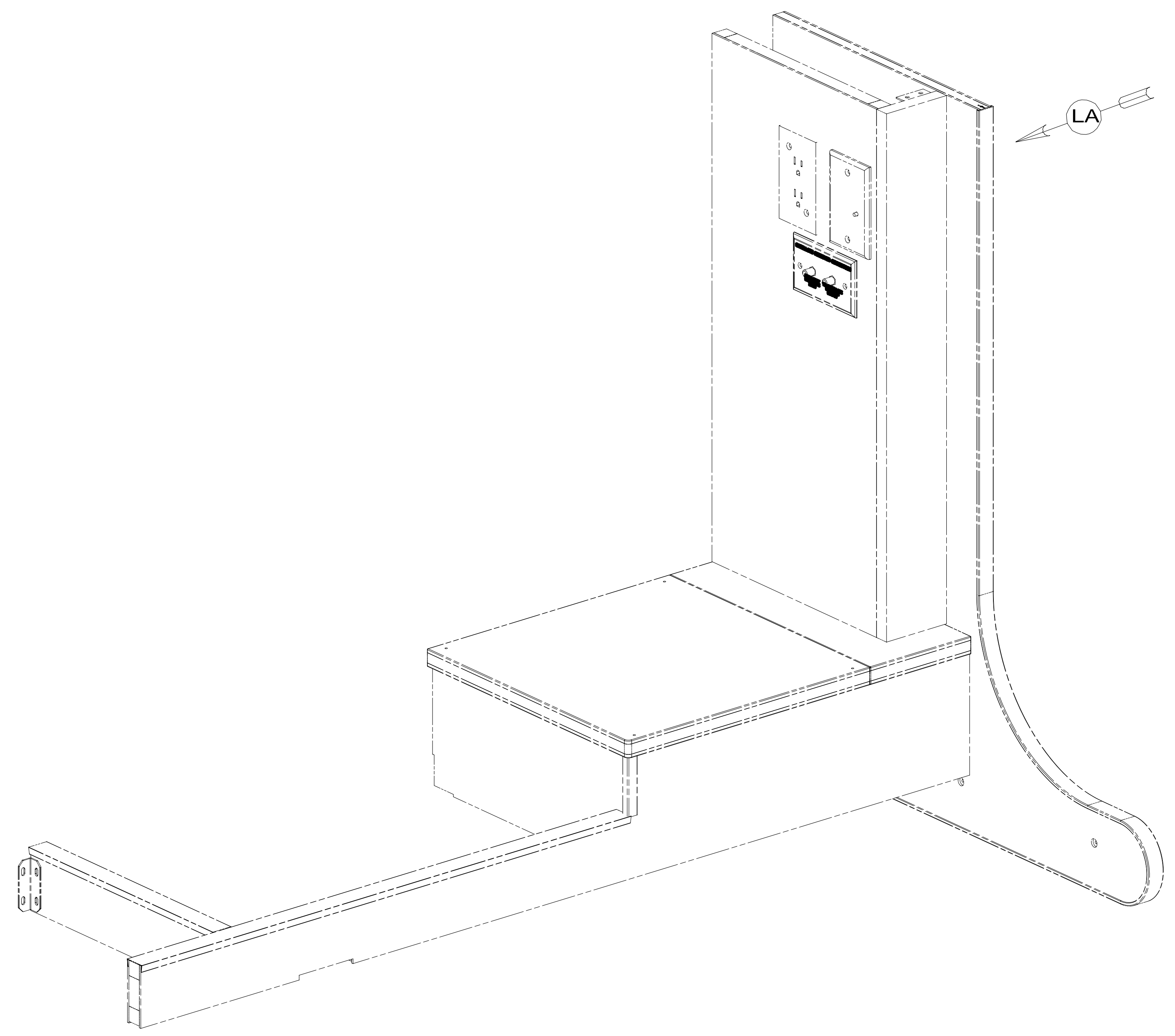
FIRST USED 13 200-SERIES

DO NOT SCALE DRAWING

TITLE: WIRING INSTL-TV/DVD

SHEET 10 PART NO 181768 REV

* 181768 * A



DETAIL LA

- NOTES:
- 4 CONNECTED TO THE REAR SIDE OF SATELLITE PREP PLATE, CONNECTION LABELED "FROM ROOF SATELLITE DISH".
 - 3 CONNECTED TO THE FRONT SIDE OF SATELLITE PREP PLATE, CONNECTION LABELED "TO SATELLITE RECEIVER OUTPUT".
 - 2 CABLE ROUTED IN ROOF.
 - 1 CONNECTED TO THE REAR SIDE OF SATELLITE PREP PLATE, CONNECTION LABELED "TO SATELLITE RECEIVER OUTPUT".

- 644 GREAT ALASKAN RENTAL PACKAGE
- 76A ENTERTAINMENT SYSTEM WITHOUT
- 265 CODES/STANDARDS-CSA/CMVSS
- 1B1 CODES/STANDARDS USA

1B1 265 76A 644

FOR ELECTRICAL TORQUE SPECIFICATIONS SEE DWG NO. 128783-01-000

FOR ELECTRICAL CALLOUTS SEE DWG NO. 121339-01-000

FIRST USED	
13 200-SERIES	
DO NOT SCALE DRAWING	
TITLE: WIRING INSTL-TV/DVD	
SHEET 11	PART NO. 181768 REV
20-Mar-2013	

* 181768 *

NOT SHEET
NOT USED

265 CODES/STANDARDS-CSA/CMVSS

1B1 CODES/STANDARDS USA

1B1 265

FIRST USED
13 200-SERIES

DO NOT SCALE DRAWING

TITLE:
WIRING INSTL-TV/DVD

SHEET 12 PART NO **181768** REV

FOR ELECTRICAL
TORQUE
SPECIFICATIONS
SEE DWG NO.
128783-01-000

X-X
FOR
ELECTRICAL
CALLOUTS
SEE DWG NO.
121339-01-000

* 181768 * A

SPEAKER
160868-01-CHT (3)
GRILLE
160868-02-CHT (3)
SCREW
G11-08-08U (12)

TV-32", FLAT
PANEL LED, HDTV
180912-01-000
TV-32", 110V POWER SUPPLY
180912-02-000
SCREW
(SUPPLIED WITH TV)
(MAIN TV SUPPORT)
OMGO2B-04-016 (2)
(LOWER TV SUPPORT)
WASHER
E14-10-00B (6)
WIRE ASM-TV, SIDE
181665-01-000

SWITCH
DETAIL NC

RCP-GALLEY, TV
(REF)

SATELLITE PREP PLATE
(REF)

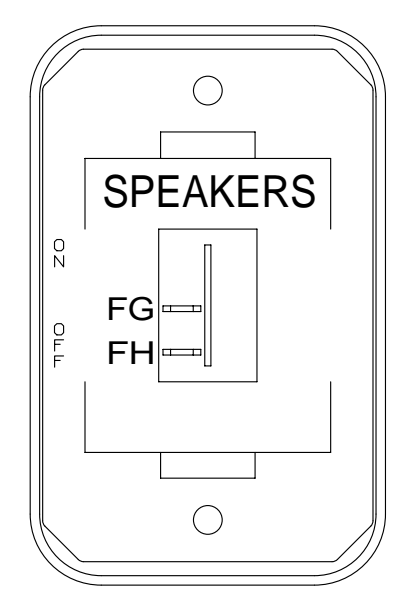
RCP-GALLEY
(REF)

CONVERTER-AUDIO OUTPUT
173726-01-000

DVD HOME THEATER
180079-03-000
WIRE ASM-JUMPER
153349-11-000
FASTENER-DUAL LOCK
85774-01-000 (2-300MM)
85774-02-000 (2-300MM)

VIDEO SWITCHER
168102-03-000
BRACKET
156586-05-CHT
SCREW
G11-08-12U (4)
TRIM RING
164740-02-CHT
SCREW
G11-08-12U (10)

SWITCH-ROCKER
135740-01-CHT
SWITCH-BASE
135741-01-CHT
SWITCH-BEZEL
135742-60-CHT
SCREW
G11-08-08U (2)



DETAIL NC

BRACKET-TV
SWING MOUNT
(REF)

CONDUIT-CONVOLUTE
41953-03-000 (900MM)

VIEW NA

TV
(REF)

CONNECTOR-F,90 RIGHT ANGLE
176986-01-000

TIE-WIRE, MOUNT
155366-01-000 (2)
TIE-WIRE
8343-04-000 (2)

TIE-WIRE
8343-04-000 (2) 1

VIEW NB

1 USE HOLES ON PLATE-MOUNTING, TV TO ATTACH WIRE
ASM TO PLATE-MOUNTING, TV WITH WIRE TIES.

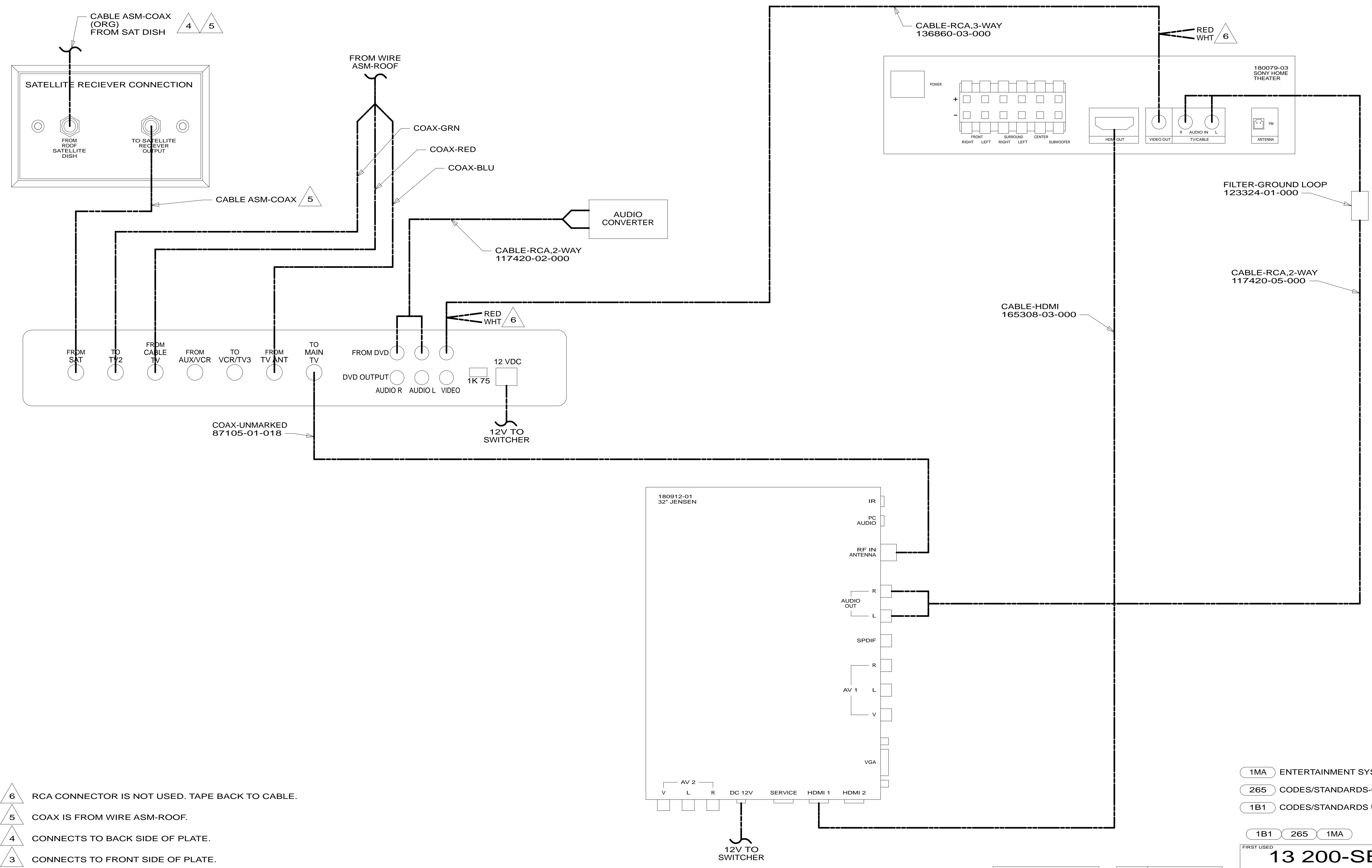
NOTES:

FOR ELECTRICAL
TORQUE
SPECIFICATIONS
SEE DWG NO.
128783-01-000

X-X
FOR
ELECTRICAL
CALLOUTS
SEE DWG NO.
121339-01-000

- 1MA ENTERTAINMENT SYSTEM
- 265 CODES/STANDARDS-CSA/CMVSS
- 1B1 CODES/STANDARDS USA

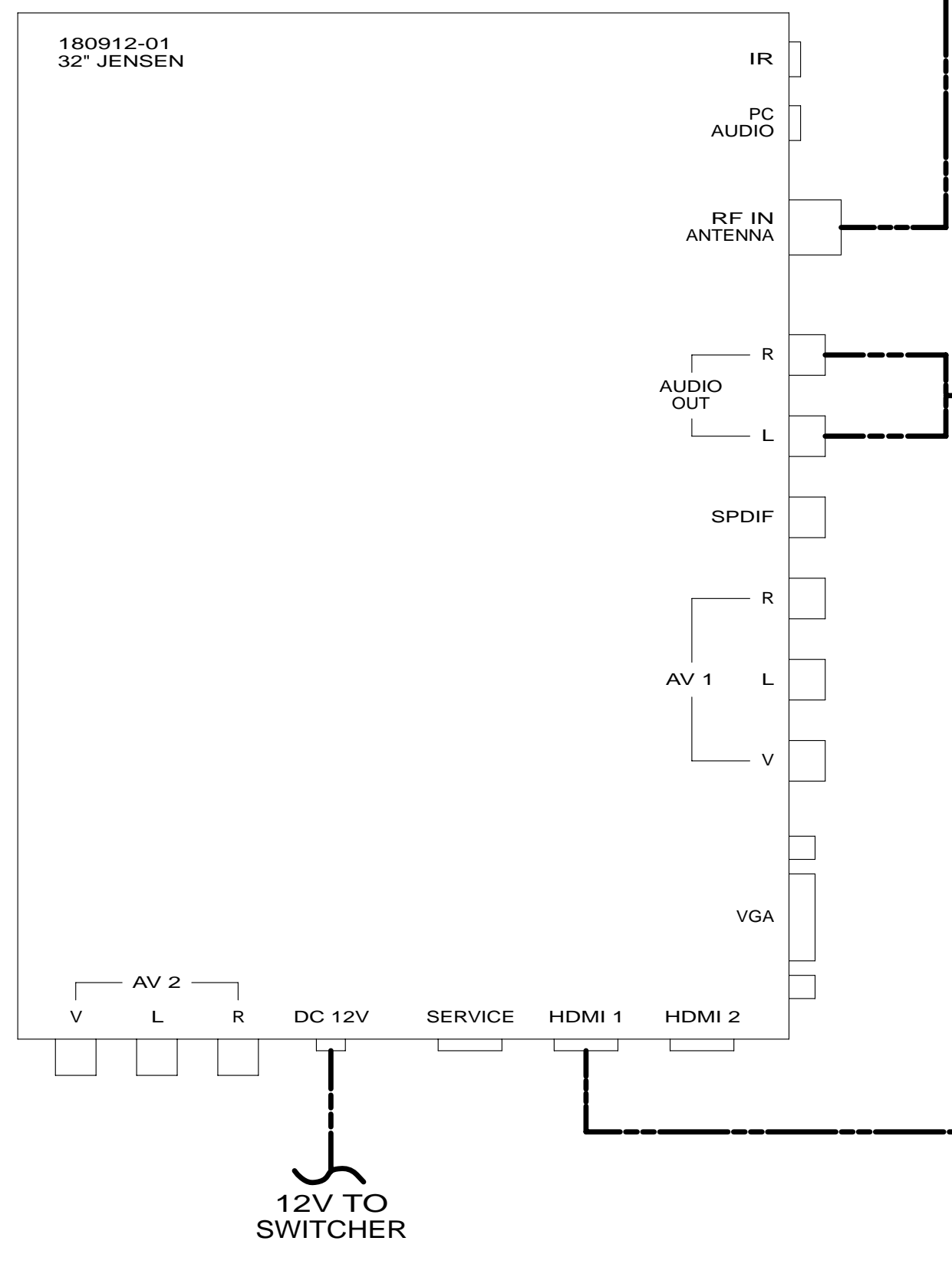
1B1	265	1MA
FIRST USED		
13 200-SERIES		
DO NOT SCALE DRAWING		
TITLE: WIRING INSTL-TV/DVD		
SHEET 13	PART NO 181768	REV



- 6 RCA CONNECTOR IS NOT USED. TAPE BACK TO CABLE.
- 5 COAX IS FROM WIRE ASM-ROOF.
- 4 CONNECTS TO BACK SIDE OF PLATE.
- 3 CONNECTS TO FRONT SIDE OF PLATE.

- 2. ALL CONNECTIONS ARE SHOWN FROM BACKSIDE OF COMPONENTS.
- 1. SEE WIRING INSTL-BODY,12V FOR ADDITIONAL INFORMATION.

NOTES:



VIEW PA

FOR ELECTRICAL TORQUE SPECIFICATIONS SEE DWG NO. 128783-01-000

FOR ELECTRICAL CALLOUTS SEE DWG NO. 121339-01-000

- 1MA ENTERTAINMENT SYSTEM
- 265 CODES/STANDARDS-CSA/CMVSS
- 1B1 CODES/STANDARDS USA

1B1 265 1MA

FIRST USED

13 200-SERIES

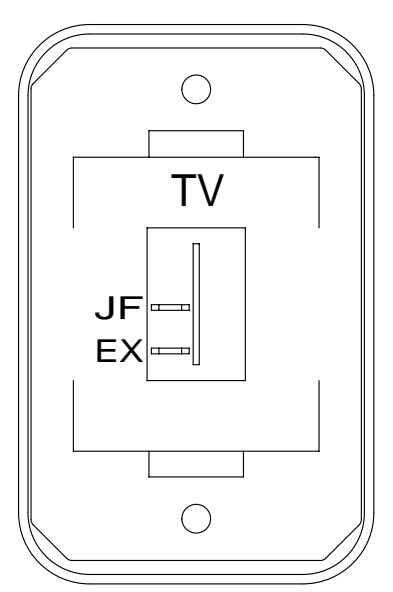
DO NOT SCALE DRAWING

TITLE: **WIRING INSTL-TV/DVD**

SHEET 14 PART NO **181768** REV

* 181768 * A

- TV-22", FLAT PANEL LED, HDTV
180602-01-000
- TV-19" DC POWER CABLE
170909-02-000
- WASHER
E11-10-00B (4)
- SCREW
OMG02B-04-016 (4)
- CONVOLUTE
41953-06-000 (600MM)
- WIRE TIE
8343-01-000 (2)

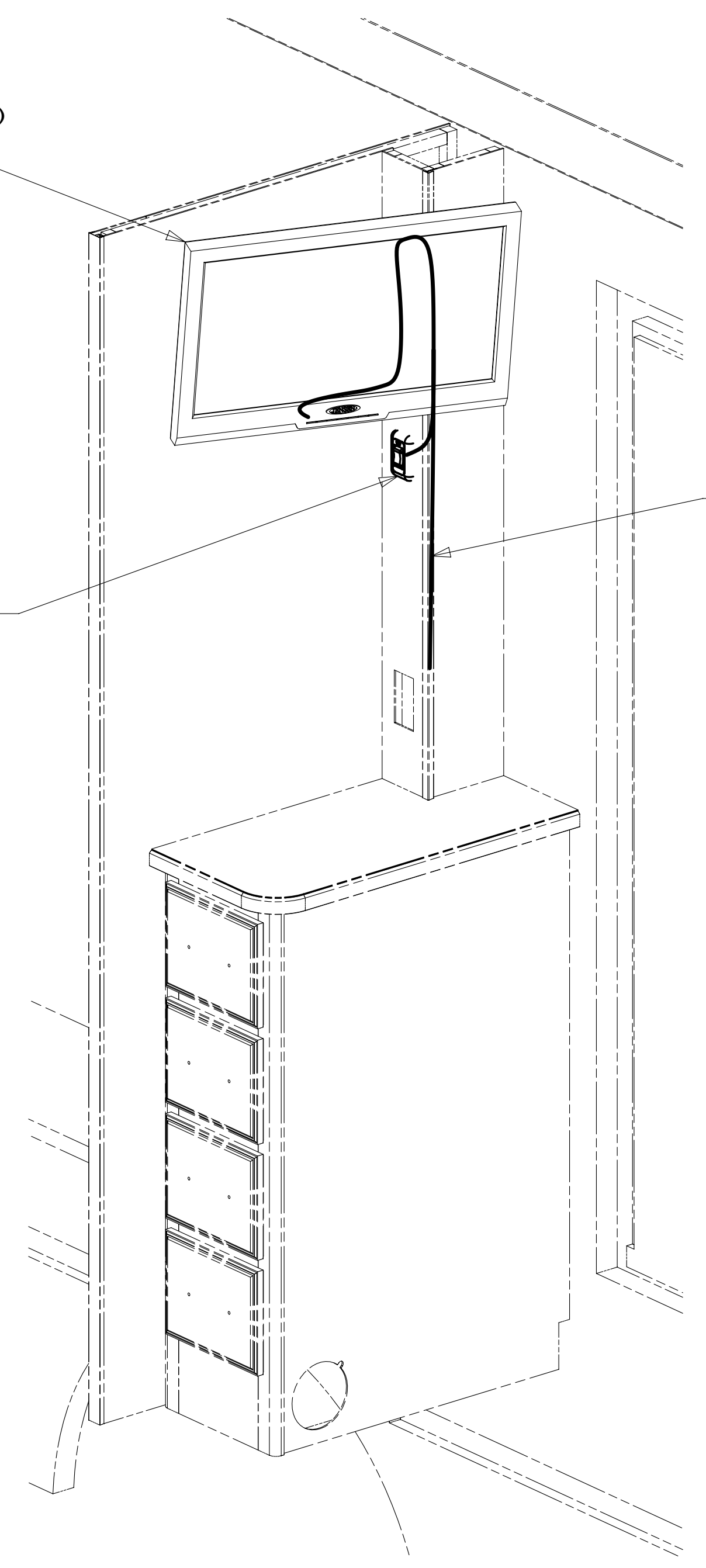


DETAIL RA

- SWITCH-ROCKER
135740-01-CHT
- SWITCH-BASE
135741-01-CHT
- SWITCH-BEZEL
135742-45-CHT
- SCREW
G11-08-08U (2)

SWITCH
DETAIL RA

WIRE ASM-TV EXTENSION
165275-01-000



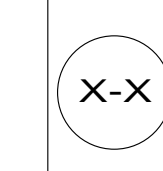
- 68B TV (REAR)DC 22" LCD W/REMOTE
- 265 CODES/STANDARDS-CSA/CMVSS
- 1B1 CODES/STANDARDS USA

1B1 265 68B

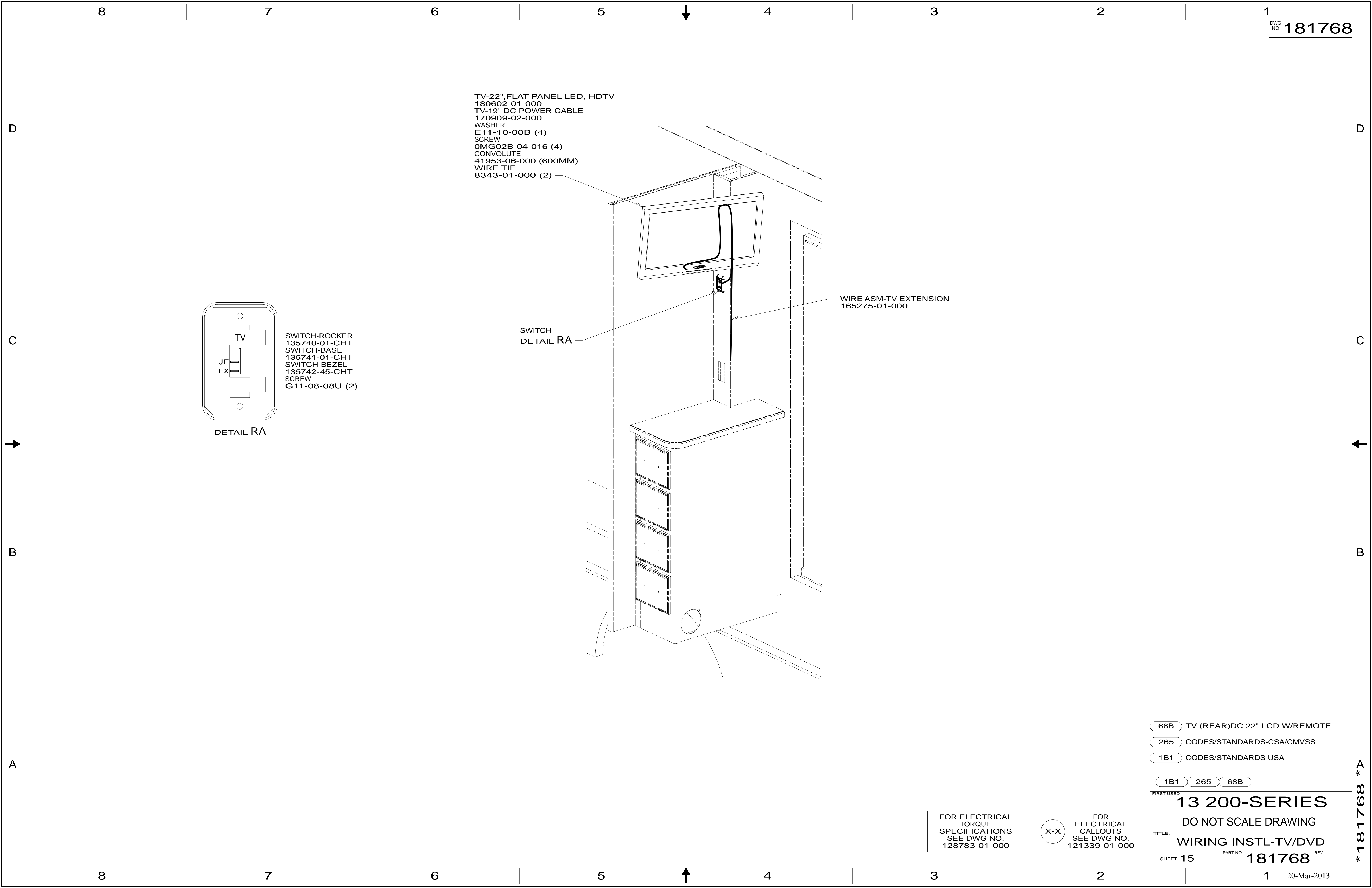
FIRST USED	13 200-SERIES	
TITLE:	DO NOT SCALE DRAWING	
	WIRING INSTL-TV/DVD	
SHEET 15	PART NO	181768
	REV	

FOR ELECTRICAL
TORQUE
SPECIFICATIONS
SEE DWG NO.
128783-01-000

FOR
ELECTRICAL
CALLOUTS
SEE DWG NO.
121339-01-000



* 181768 * A



SPEAKER
160868-01-CHT (2)
GRILLE
160868-02-CHT (2)
SCREW
G11-08-08U (8)

TV-26", FLAT
PANEL LED, HDTV
179870-01-000
SCREW
(SUPPLIED WITH TV)
(MAIN TV SUPPORT)
OMGO2B-04-016 (2)
(LOWER TV SUPPORT)
WASHER
E14-10-00B (6)
WIRE ASM-TV, SIDE
181665-02-000
AC POWER SUPPLY
170909-04-000

SATELLITE
PREP PLATE
(REF)
RCP-GALLEY
(REF)

RADIO-WALL MOUNT
169536-01-CHT
SCREW
76790-03-000 (4)

RCP-GALLEY TV
(REF)

CROSSOVER COIL
150140-02-000
CLAMP
10497-02-000
SCREW
G11-08-08U

CROSSOVER
150140-01-000
SCREW
G11-08-08U (4)

VIDEO SWITCHER
168102-03-000
TRIM RING
164740-02-CHT
SCREW
G11-08-12U (6)
WIRE ASM-EXTENSION
168105-01-000

BRACKET-TV
SWING MOUNT
(REF)

CONDUIT-CONVOLUTE
41953-01-000 (1100MM)

VIEW SA

TV
(REF)

CONNECTOR-F,
90 RIGHT ANGLE
176986-01-000

TIE-WIRE MOUNT
155366-01-000 (2) ²
TIE-WIRE
8343-04-000 (2)

TIE-WIRE
8343-04-000 (2) ¹

VIEW SB

- NOTES:
- ² USE MOUNTS & TIES TO SECURE WIRES TO BACK OF TV.
 - ¹ USE HOLES ON PLATE-MOUNTING, TV TO ATTACH WIRE ASM TO PLATE-MOUNTING, TV WITH WIRE TIES.

FOR ELECTRICAL
TORQUE
SPECIFICATIONS
SEE DWG NO.
128783-01-000

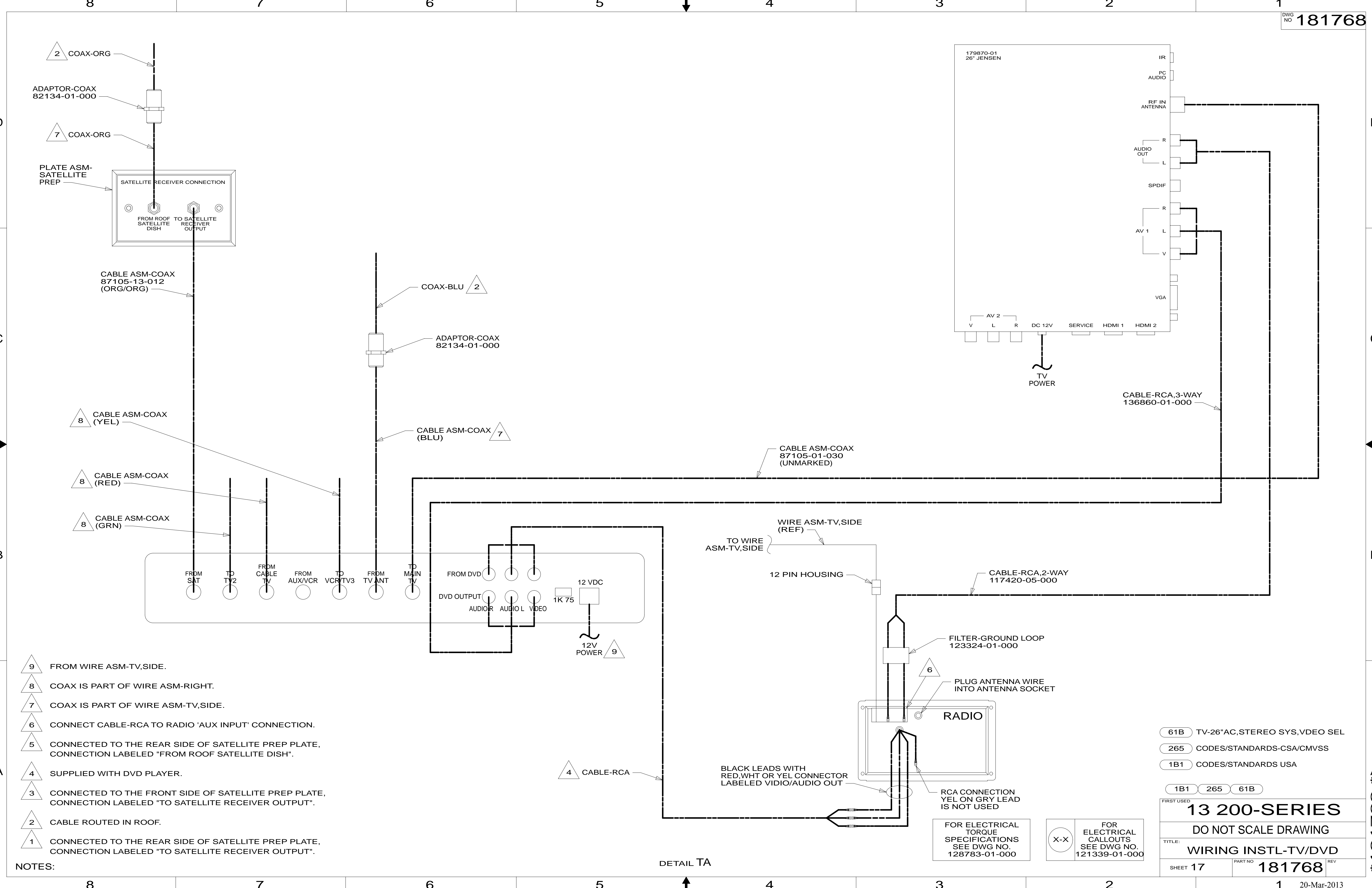
FOR
ELECTRICAL
CALLOUTS
SEE DWG NO.
121339-01-000

- 61B TV-26"AC, STEREO SYS, VDEO SEL
- 265 CODES/STANDARDS-CSA/CMVSS
- 1B1 CODES/STANDARDS USA

1B1 265 61B

FIRST USED	
13 200-SERIES	
DO NOT SCALE DRAWING	
TITLE: WIRING INSTL-TV/DVD	
SHEET 16	PART NO 181768 REV

* 181768 * A



- NOTES:
- 9 FROM WIRE ASM-TV,SIDE.
 - 8 COAX IS PART OF WIRE ASM-RIGHT.
 - 7 COAX IS PART OF WIRE ASM-TV,SIDE.
 - 6 CONNECT CABLE-RCA TO RADIO 'AUX INPUT' CONNECTION.
 - 5 CONNECTED TO THE REAR SIDE OF SATELLITE PREP PLATE, CONNECTION LABELED "FROM ROOF SATELLITE DISH".
 - 4 SUPPLIED WITH DVD PLAYER.
 - 3 CONNECTED TO THE FRONT SIDE OF SATELLITE PREP PLATE, CONNECTION LABELED "TO SATELLITE RECEIVER OUTPUT".
 - 2 CABLE ROUTED IN ROOF.
 - 1 CONNECTED TO THE REAR SIDE OF SATELLITE PREP PLATE, CONNECTION LABELED "TO SATELLITE RECEIVER OUTPUT".

DETAIL TA

FOR ELECTRICAL TORQUE SPECIFICATIONS SEE DWG NO. 128783-01-000

FOR ELECTRICAL CALLOUTS SEE DWG NO. 121339-01-000

- 61B TV-26"AC,STEREO SYS,VDEO SEL
- 265 CODES/STANDARDS-CSA/CMVSS
- 1B1 CODES/STANDARDS USA

1B1 265 61B

FIRST USED

13 200-SERIES

DO NOT SCALE DRAWING

TITLE: **WIRING INSTL-TV/DVD**

SHEET 17 PART NO. **181768** REV

20-Mar-2013

* 181768 *