



DANGER

Danger of electrical shock, burns or death. Always remove all power sources before attempting any repair, service or diagnostic work. Power can be present from shore power, generator, inverter or battery. All power sources must be disabled and secured before performing any service.

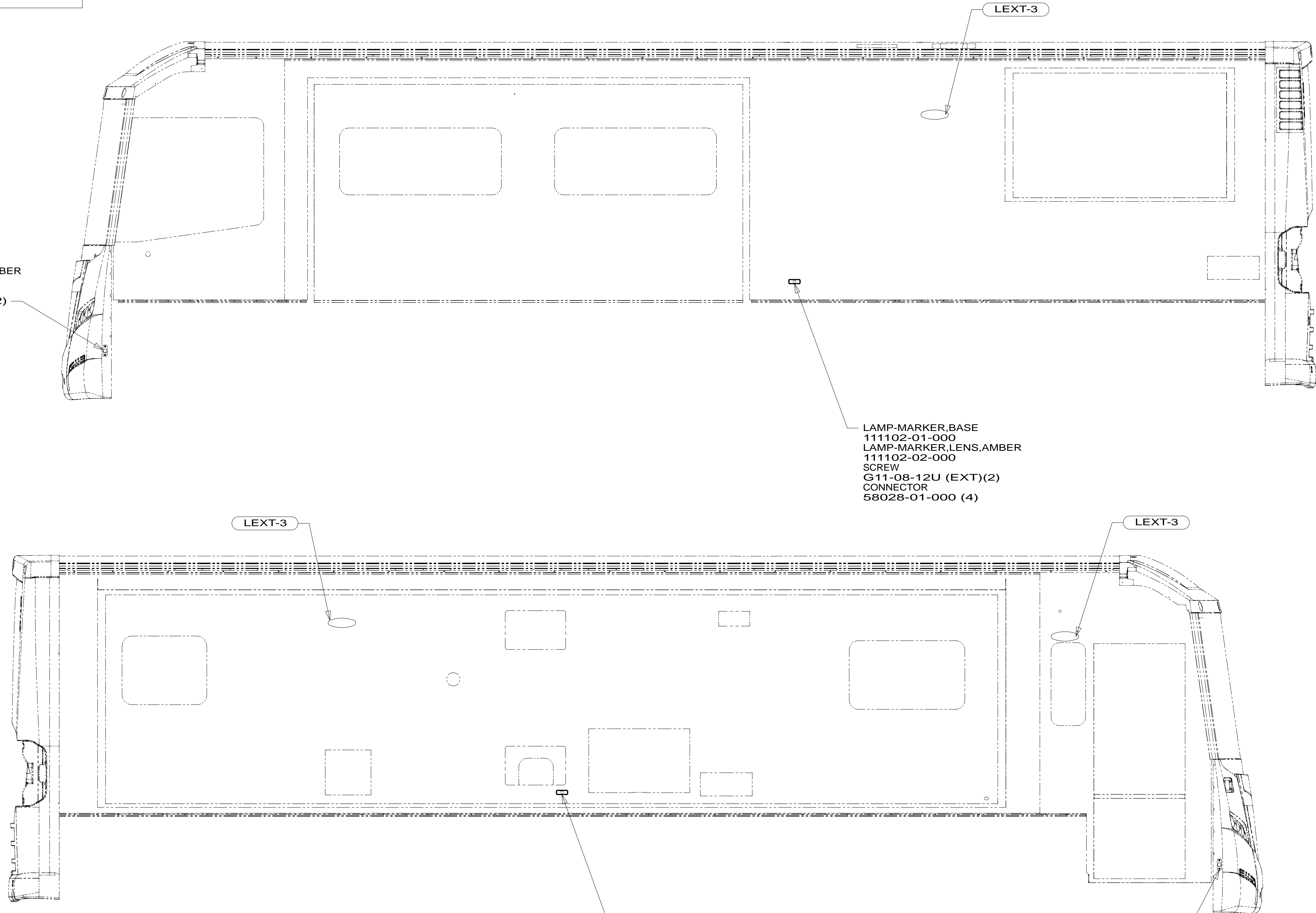


CAUTION

If you lack the skills, tools or equipment to perform diagnostic or repair work leave such work to an authorized Winnebago Industries dealer or other qualified shop.

8	
DRAWING NO.	MODEL
181555-01	P34Y

1	REV/DATE	DWG NO.	181555
RELEASE A			
REV ZONE	REVISION RECORD	DATE	DTR-ORIG



LAMP ASM-SIDEMARKER, AMBER
184949-02-000
SCREW
G11-08-12U (2)

LAMP-MARKER, BASE
111102-01-000
LAMP-MARKER, LENS, AMBER
111102-02-000
SCREW
G11-08-12U (EXT)(2)
CONNECTOR
58028-01-000 (4)

LAMP-MARKER, BASE
111102-01-000
LAMP-MARKER, LENS, AMBER
111102-02-000
SCREW
G11-08-12U (EXT)(2)
CONNECTOR
58028-01-000 (4)

LAMP ASM-SIDEMARKER, AMBER
184949-02-000
SCREW
G11-08-12U (2)

FOR ELECTRICAL TORQUE SPECIFICATIONS SEE DWG NO. 128783-01-000

FOR ELECTRICAL CALLOUTS SEE DWG NO. 121339-01-000

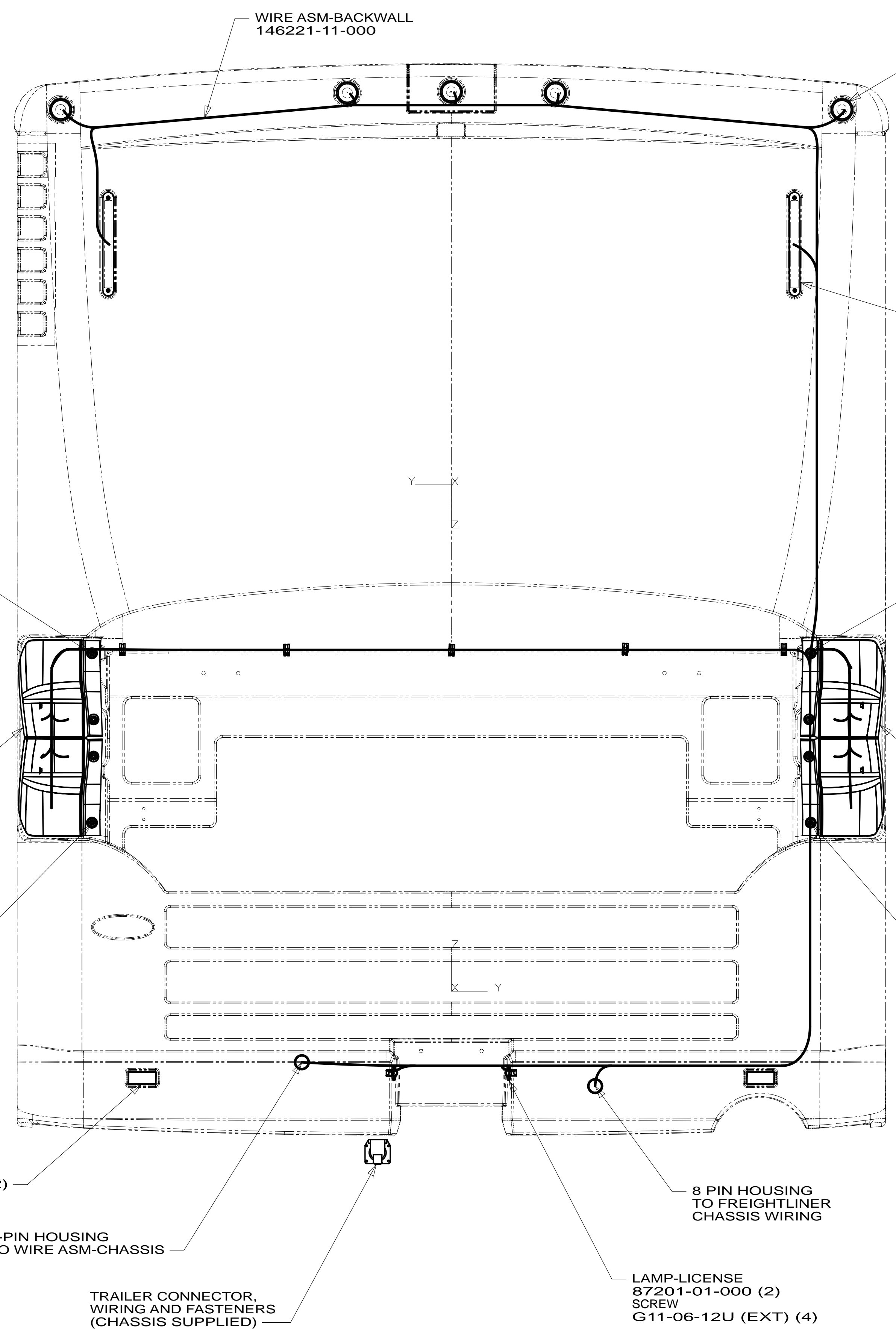
- 265 CODES/STANDARDS-CSA/CMVSS
- 1B1 CODES/STANDARDS USA

- 1B1 265



DTR	ORIG. DATE
CHKR	ALL DIMENSIONS ARE IN MILLIMETERS
P.E.	
M.E.	FIRST USED
DSNR	13 P-SERIES
UNSPECIFIED TOLERANCES ARE:	
WHOLE DIM (X)	: 3
ONE-PLACE (X.X)	: 1.5
TWO-PLACE (X.XX)	: 0.50
ANGLE	: 1°
THIRD ANGLE PROJECTION	
DO NOT SCALE DRAWING	REFER TO ES0018 FOR FASTENER TIGHTENING GUIDELINES
TITLE: WIRING INSTL-EXTERIOR LAMPS	
SHEET 1 OF 3	PART NO. 181555 REV
REF:	1 21-Feb-2013

* 181555 * A



WIRE ASM-BACKWALL
146221-11-000

LAMP ASM-CLEARANCE,RED
138996-02-000 (5)
BRACKET-LAMP,CLEARANCE
138996-03-000 (5)
SCREW
G39-08-16U (EXT) (10)

LAMP-THIRD BRAKE
151076-01-000 (2)
SCREW
G39-06-16U (4)

SCREW
G50-04-16U
WASHER
E13-14-00U

SCREW
G50-04-16U
WASHER
E13-14-00U

2 LAMP ASM-REAR CAP
181209-01-XXX
NUT-HEX HEAD W/WASHER
131377-01-000 (2)

LAMP ASM-REAR CAP
181209-01-XXX
NUT-HEX HEAD W/WASHER
131377-01-000 (2) 2

SCREW
G50-04-16U
WASHER
E13-14-00U

SCREW
G50-04-16U
WASHER
E13-14-00U

1 REFLECTOR
106646-02-000 (2)

8 PIN HOUSING
TO FREIGHTLINER
CHASSIS WIRING

2-PIN HOUSING
TO WIRE ASM-CHASSIS

TRAILER CONNECTOR,
WIRING AND FASTENERS
(CHASSIS SUPPLIED)

LAMP-LICENSE
87201-01-000 (2)
SCREW
G11-06-12U (EXT) (4)

265 CODES/STANDARDS-CSA/CMVSS

1B1 CODES/STANDARDS USA

1B1 265

FIRST USED
13 P-SERIES

DO NOT SCALE DRAWING

TITLE:
WIRING INSTL-EXTERIOR LAMPS

SHEET 2 PART NO **181555** REV

2 VENT HOSES ON LAMP ASSEMBLY MUST BE TURNED DOWN AFTER LIGHT IS INSTALLED.

1 REMOVE PAPER BACKING FROM REFLECTOR AND PREP APPLICATION SURFACE WITH ISOPROPYL ALCOHOL WIPE BEFORE INSTALLATION.

NOTES:

FOR ELECTRICAL TORQUE SPECIFICATIONS SEE DWG NO. 128783-01-000

FOR ELECTRICAL CALLOUTS SEE DWG NO. 121339-01-000

* 181555 * A

8 7 6 5 4 3 2 1

D

D

C

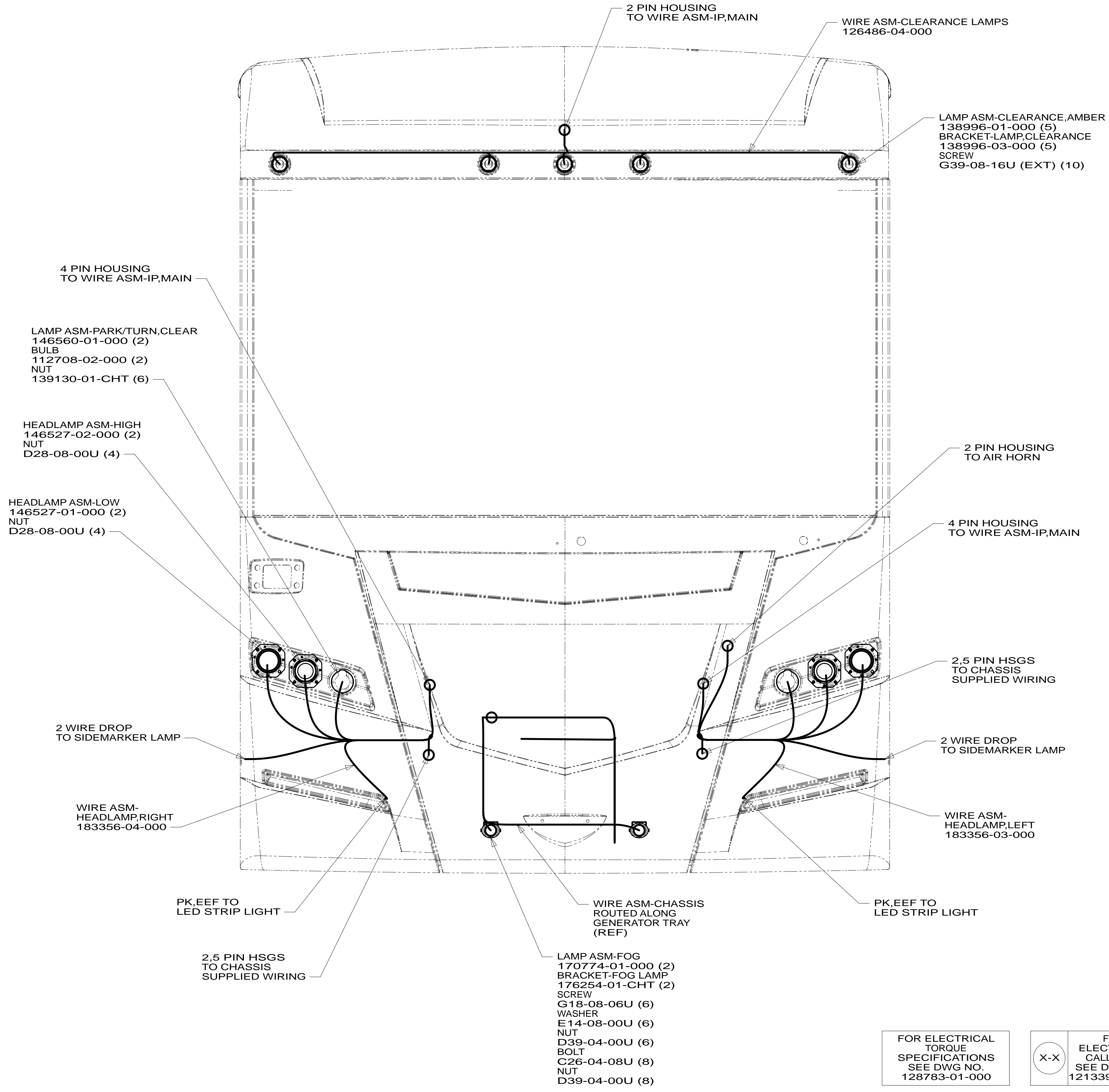
C

B

B

A

A



265 CODES/STANDARDS-CSA/CMVSS

1B1 CODES/STANDARDS USA

1B1 265

FIRST USED 13 P-SERIES

DO NOT SCALE DRAWING

TITLE: WIRING INSTL-EXTERIOR LAMPS

SHEET 3 PART NO 181555 REV

FOR ELECTRICAL TORQUE SPECIFICATIONS SEE DWG NO. 128783-01-000

FOR ELECTRICAL CALLOUTS SEE DWG NO. 121339-01-000

8 7 6 5 4 3 2 1

* 181555 * A