




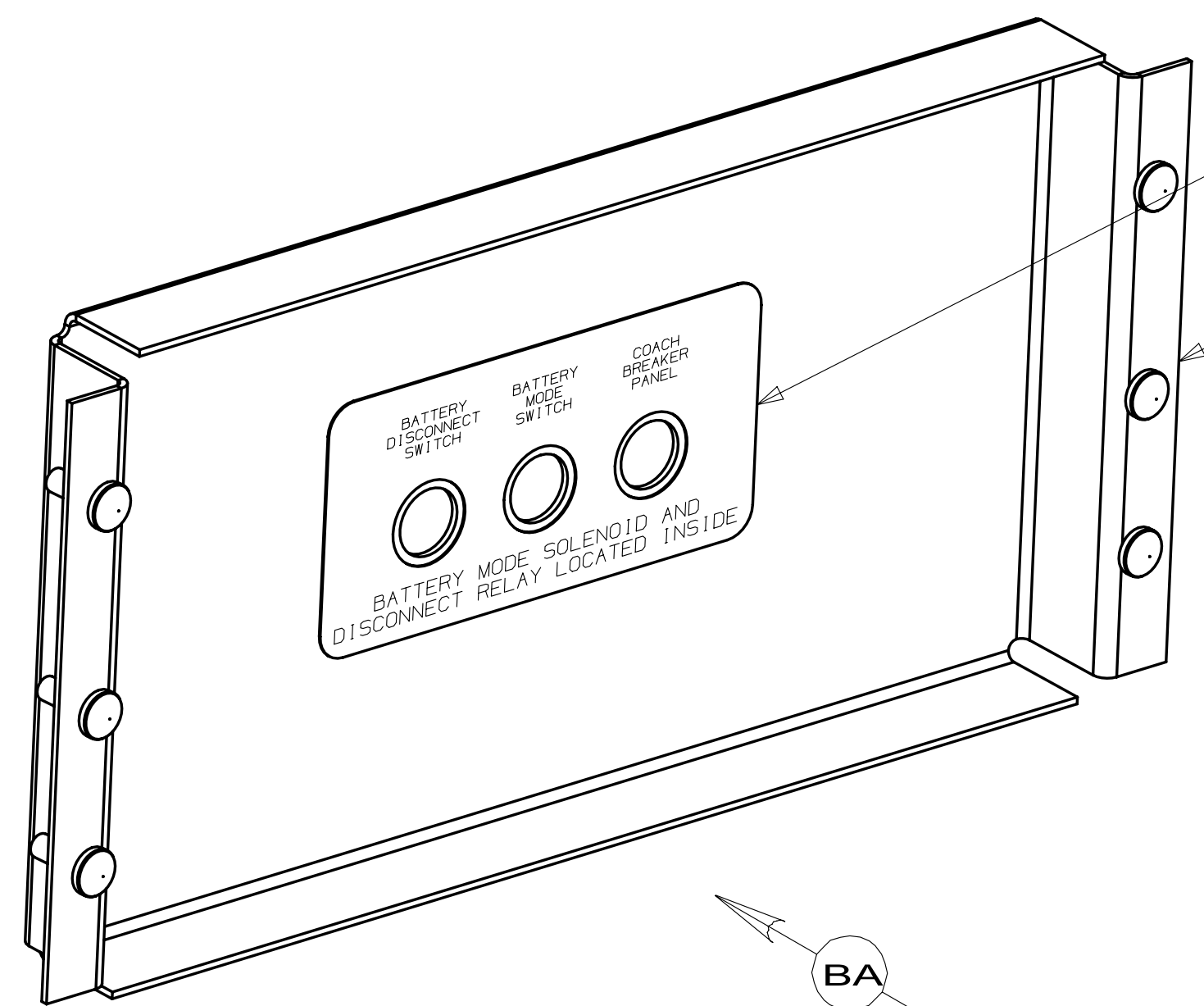
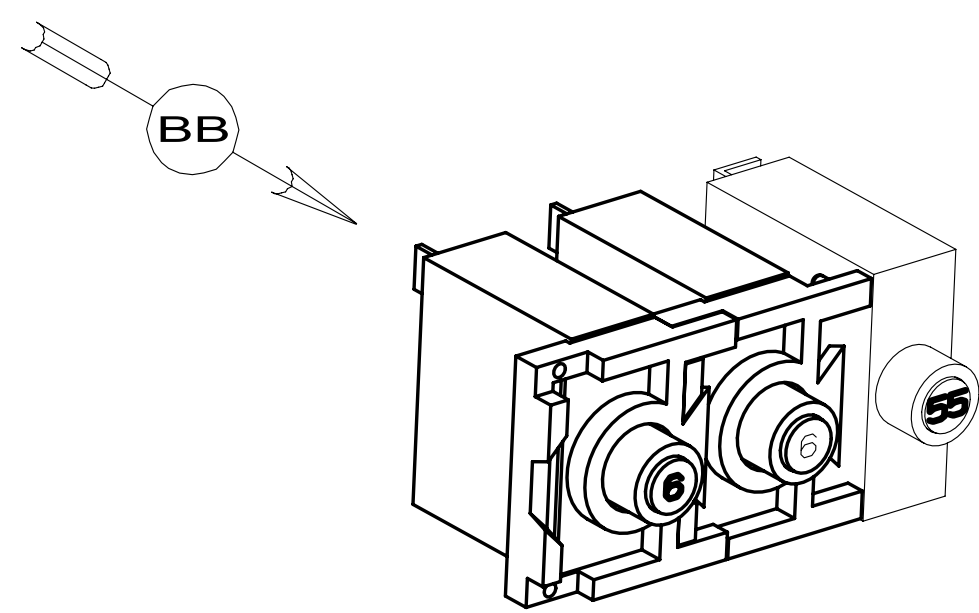
DANGER

Danger of electrical shock, burns or death. Always remove all power sources before attempting any repair, service or diagnostic work. Power can be present from shore power, generator, inverter or battery. All power sources must be disabled and secured before performing any service.



CAUTION

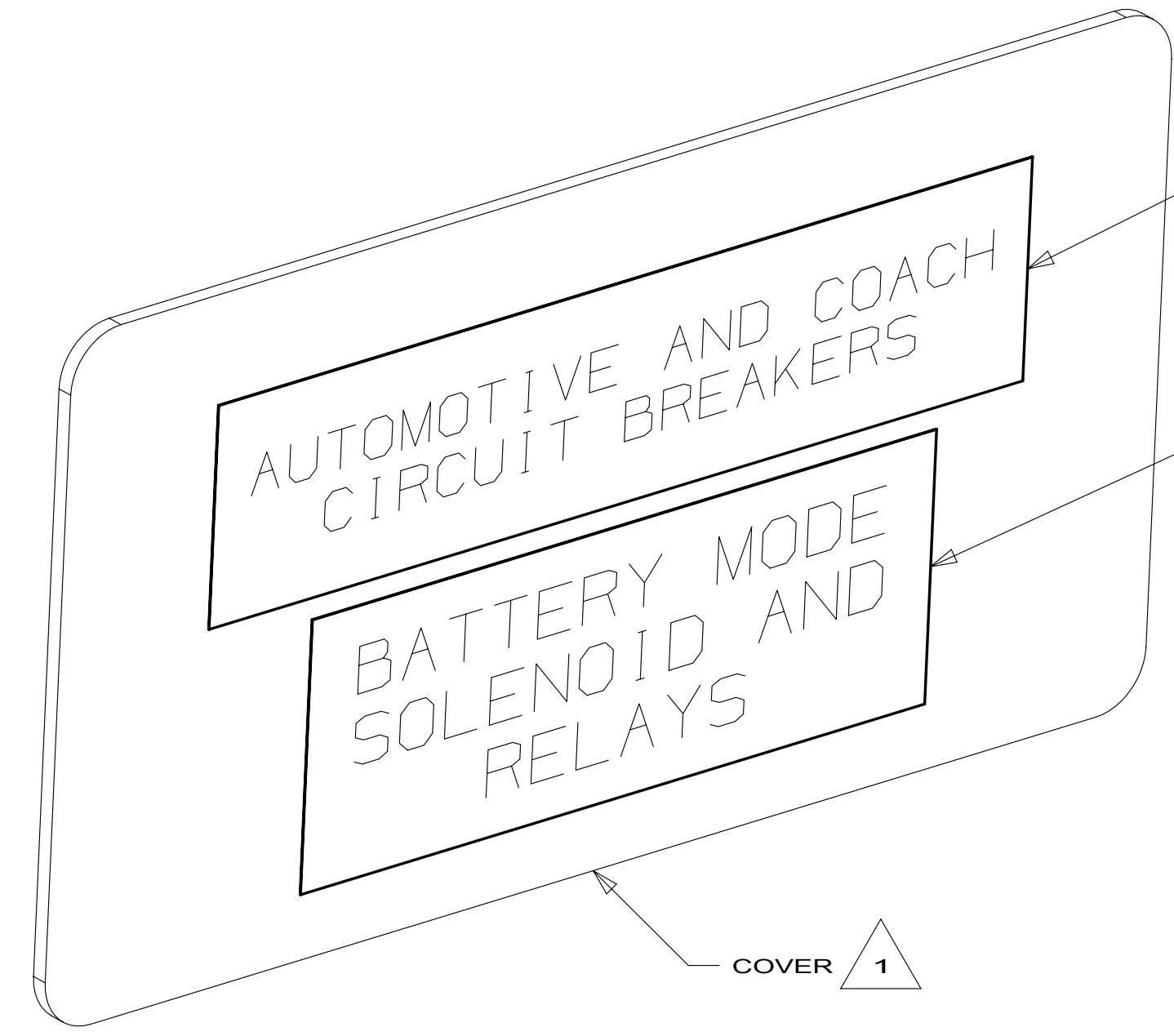
If you lack the skills, tools or equipment to perform diagnostic or repair work leave such work to an authorized Winnebago Industries dealer or other qualified shop.



LABEL
93236-72-000

PLATE-CIRCUIT BREAKERS
165712-02-CHT
SCREW
G39-08-08U (6)

BATTERY DISCONNECT SWITCH
BATTERY MODE SWITCH
COACH BREAKER PANEL
BATTERY MODE SOLENOID AND DISCONNECT RELAY LOCATED INSIDE



LABEL
98379-01-000

LABEL
98379-04-000

AUTOMOTIVE AND COACH
CIRCUIT BREAKERS

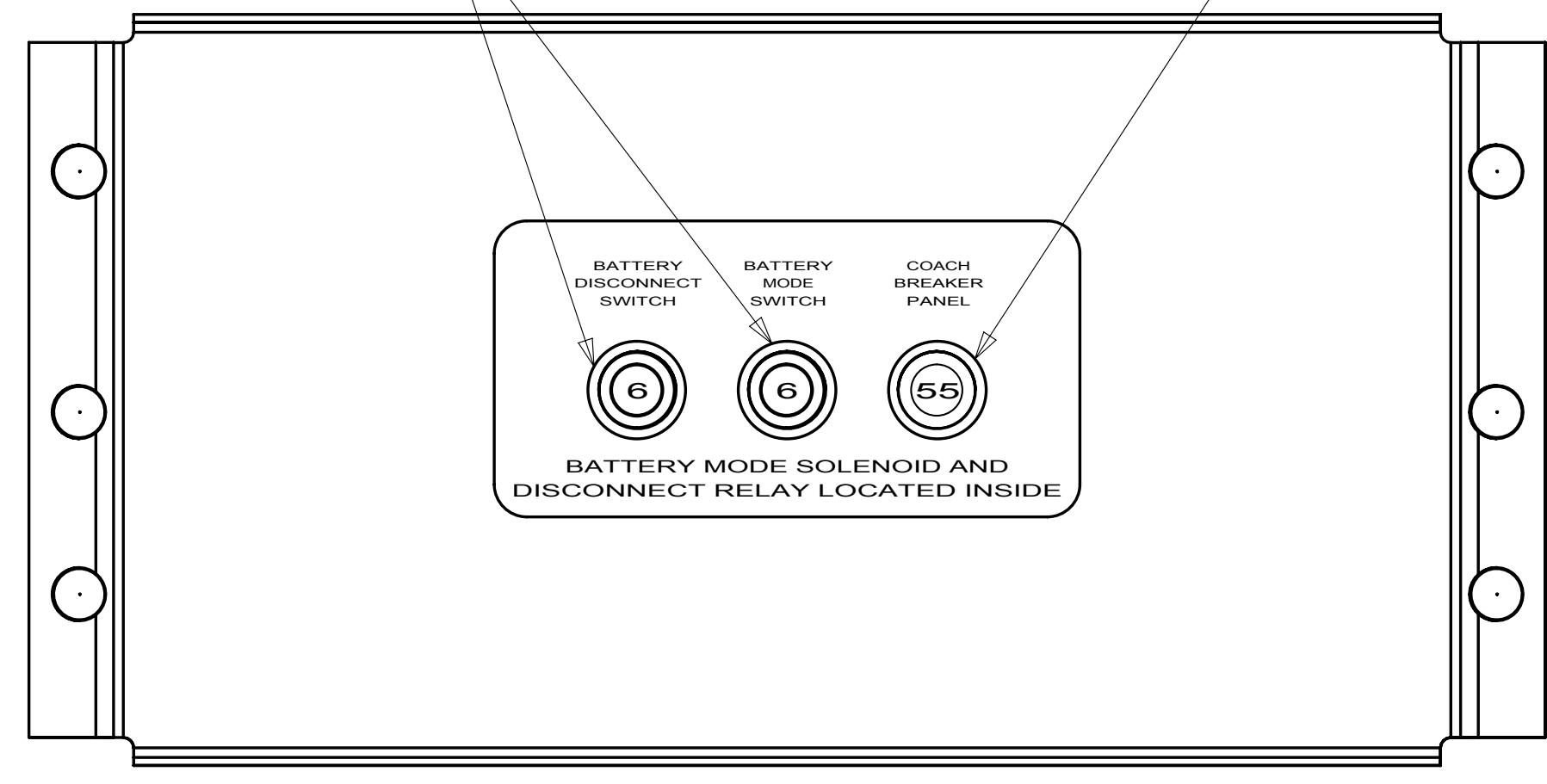
BATTERY MODE
SOLENOID AND
RELAYS

WINNEBAGO INDUSTRIES		COPYRIGHT 2011 WINNEBAGO INDUSTRIES, INC.	
DFT-ORIG	ORIG. DATE	ALL DIMENSIONS ARE IN MILLIMETERS	
CHK-OR		FIRST USED	
P.E.		13 100-SER	
M.E.		MATERIAL:	
DSNR		UNSPECIFIED TOLERANCES ARE: WHOLE DIM (X) : 3 ONE-PLACE (X.X) : 1.5 TWO-PLACE (X.XX) : 0.50 ANGLE : 1°	
THIRD ANGLE PROJECTION		DO NOT SCALE DRAWING REFER TO ES0018 FOR FASTENER TIGHTENING GUIDELINES	
TITLE: CHASSIS ELECTRICAL BOX ASM			
SHEET 1 OF 2	PART NO	180734	REV
REF:	1	12/5/2011	

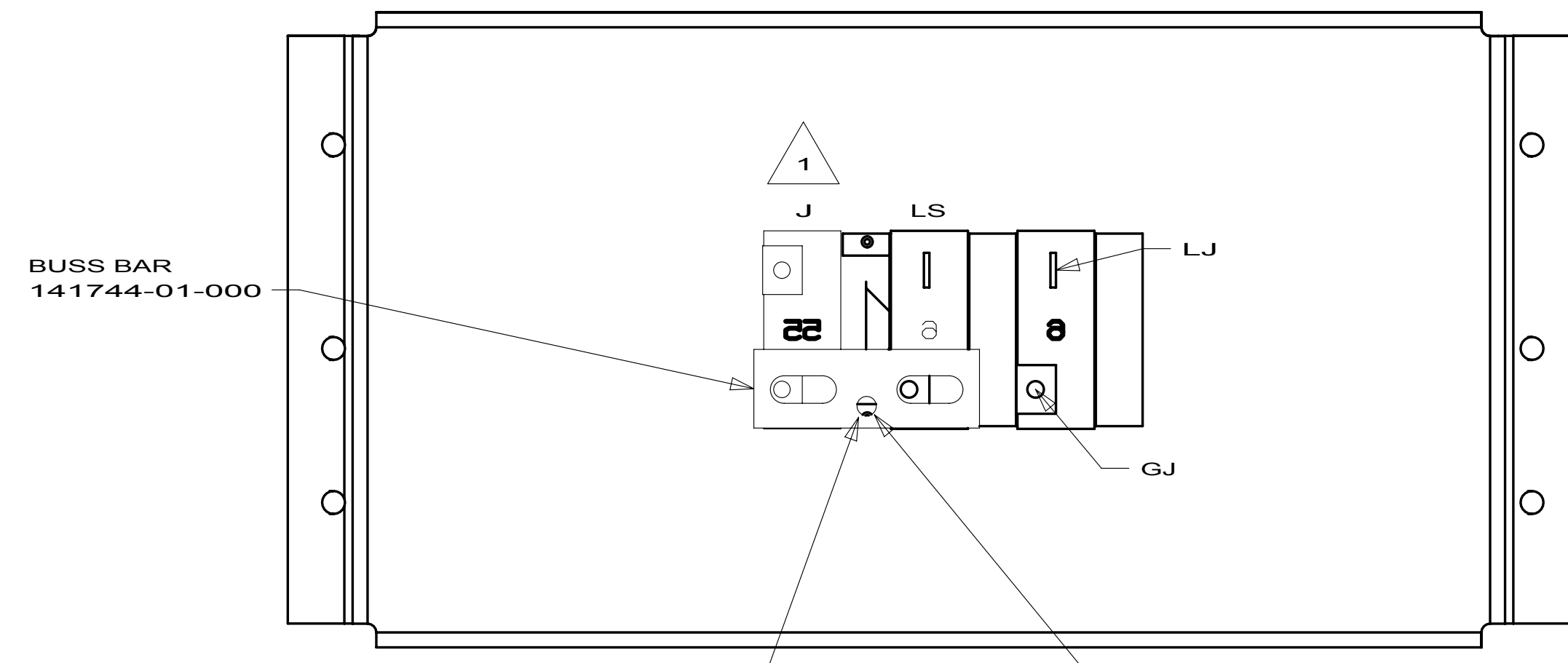
1 SUPPLIED WITH CHASSIS.
NOTES:

CIRCUIT BREAKER-6 AMP
93654-01-000 (2)
SCREW
G52-06-05B (2)
SPACER-CIRCUIT BREAKER
141789-01-000 (2)

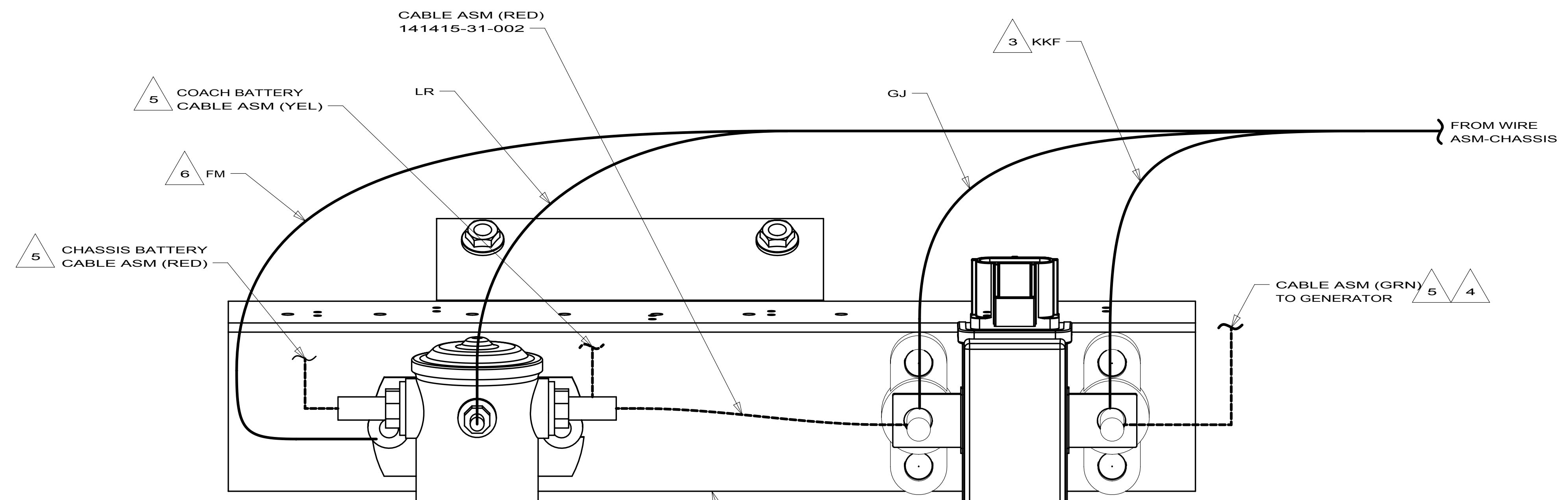
CIRCUIT BREAKER-55 AMP
113482-01-000
SCREW
G19-10-08B 2



VIEW BA



VIEW BB



- NOTES:
- 6 SECURE WITH SOLENOID MOUNTING SCREW.
 - 5 WIRING INSTL-CHASSIS FOR ADDITIONAL INFORMATION.
 - 4 WITH FEATURE 321 ONLY, DO NOT CONNECT CABLE ASM-GENERATOR (GRN) TO SOLENOID TAPE END WITH TAPE 8363-01-000 AND LEAVE CABLE END LOOSE IN ELECTRICAL BOX.
 - 3 WIRE IS MARKED WITH YELLOW TAPE.
 - 2 REPLACE EXISTING SCREW TO PROPERLY ATTACH BREAKER TO BUSS BAR.
 - 1 CIRCUIT IS FROM WIRE ASM-CHASSIS.

SOLENOID
8188-01-000
SCREW
G50-04-12B (2)
NUT
D39-04-00B (2)

BRACKET-SOLENOID
164949-02-CHT
NUT
OMD54F-06-000 (2)

RELAY-BATTERY
DISCONNECT
180722-01-000
ISOLATED STUD
086233-02-000 (2)
SCREW
G39-10-12T (4)
NUT
D39-05-00B (2)

- 321 GENERATOR PREP KIT
- 1KD DODGE-8.550# GVWR, DIESEL
- 265 CODES/STANDARDS-CSA/CMVSS
- 1B1 CODES/STANDARDS USA

1B1	265	1KD
FIRST USED		
13 100-SER		
DO NOT SCALE DRAWING		
TITLE: CHASSIS ELECTRICAL BOX ASM		
SHEET 2	PART NO 180734	REV